

From: [REDACTED]
To: [Cleve Hill Solar Park; Jones, Hefin](#)
Cc: [REDACTED]
Subject: EN010085 - Cleve Hill Solar Park - The Applicant's Deadline 3 Submission (email 7 of 7)
Date: 01 August 2019 23:23:28
Attachments: [REDACTED]

Dear Hefin,

EN010085 - Cleve Hill Solar Park - The Applicant's Deadline 3 Submission (email 7 of 7)

Please find attached the Applicant's Deadline 3 submission.

Please do not hesitate to get in touch if you have any queries.

Kind regards,

Mike

Michael Bird

Tel: 01904 715470
[REDACTED]

Arcus
1C Swinegate Court East
3 Swinegate
York
YO1 8AJ

www.arcusconsulting.co.uk





CLEVE HILL SOLAR PARK

OTHER DEADLINE 3 SUBMISSIONS RAW TRAFFIC DATA

August 2019
Revision A

Document Reference: 11.4.4
Submitted: Deadline 3

www.clevehillsolar.com



CLEVE HILL
SOLAR PARK

TABLE OF CONTENTS

1 Introduction and Summary 1

APPENDICES

Appendix A – Traffic Survey Results – May 2017

Appendix B – Non-Motorised User Survey Results – July 2018

Appendix C – Non-Motorised User Survey Results – August 2018

Appendix D – Automatic Traffic Counter Survey Results – August 2018

1 INTRODUCTION AND SUMMARY

1. This document forms a written representation ("WR") by Cleve Hill Solar Park Ltd ("the Applicant") in relation to the Raw Traffic Datasets used to inform the Environmental Statement ("ES") associated with the Development Consent Order ("DCO") application process for Nationally Significant Infrastructure Projects ("NSIPs") in support of its application for a DCO for the Cleve Hill Solar Park ("the Application"). This document has been prepared on behalf of the Applicant by Arcus Consultancy Services Ltd.
2. This WR is prepared in response to a direct request from the Graveney Rural Environment Action Team ("GREAT").
3. This WR provides a single point of reference and brings together the traffic survey results undertaken in May 2017, the Automatic Traffic Counter ("ATC") survey results undertaken in August 2018 and the Non-Motorised User ("NMU") survey results undertaken in July and August 2018. These can be found in the appendices associated with this WR. Please note that ATC survey results for site 7, were undertaken by a different contractor and therefore results for this location are in a different format. The traffic data is also available to download on the Cleve Hill Solar Park website¹.

¹ https://drive.google.com/drive/folders/1VjxIFkqCDDEZ-25bfBZxgTg3MrY_wLD

APPENDIX A
Traffic Survey Results – May 2017

Faversham 1, Head Hill Road (South)

Produced by Streetwise Services Ltd.



Channel 1 - Northbound

20/05/2017	Vehicle Classes													TOTAL
Hr Ending	1	2	3	4	5	6	7	8	9	10	11	12	13	
1	5	0	0	0	1	0	0	0	0	0	0	0	0	6
2	0	0	0	0	0	0	0	0	0	0	0	0	0	0
3	0	0	0	0	0	0	0	0	0	0	0	0	0	0
4	1	1	0	0	0	0	0	0	0	0	0	0	0	2
5	0	0	0	0	1	0	0	0	0	0	0	0	0	1
6	3	1	0	0	0	0	0	0	0	0	0	0	0	4
7	10	2	0	0	0	0	0	0	0	0	0	1	0	13
8	16	3	0	1	0	0	0	0	0	0	0	1	0	21
9	30	11	0	0	1	0	0	0	0	0	0	0	0	42
10	55	11	0	0	1	0	0	0	0	0	0	0	0	67
11	77	7	0	0	0	0	0	0	0	0	0	0	0	84
12	110	10	0	0	0	0	0	0	1	0	0	2	0	123
13	92	10	0	3	1	0	0	0	0	0	0	1	0	107
14	97	9	0	1	1	0	0	2	0	0	0	0	0	110
15	93	5	0	1	0	0	1	0	1	0	0	1	0	102
16	88	3	0	2	0	0	0	0	0	0	0	0	0	93
17	103	6	0	0	0	0	0	0	0	0	0	1	0	110
18	81	10	0	1	0	0	0	0	0	0	0	0	0	92
19	74	4	0	0	0	0	0	0	0	0	1	0	0	79
20	51	2	1	0	0	0	0	0	0	0	0	0	0	54
21	23	5	0	0	0	0	0	0	0	0	0	0	0	28
22	13	0	0	0	0	0	0	0	0	0	0	0	0	13
23	14	0	0	0	0	0	0	0	0	0	0	0	0	14
24	11	2	0	0	0	0	0	0	0	0	0	0	0	13
7-19	916	89	0	9	4	0	1	2	2	0	1	6	0	1030
6-22	1013	98	1	9	4	0	1	2	2	0	1	7	0	1138
6-24	1038	100	1	9	4	0	1	2	2	0	1	7	0	1165
0-24	1047	102	1	9	6	0	1	2	2	0	1	7	0	1178

Channel 2 - Southbound

20/05/2017	Vehicle Classes													TOTAL
Hr Ending	1	2	3	4	5	6	7	8	9	10	11	12	13	
1	4	0	0	0	1	0	0	0	0	0	0	0	0	5
2	1	0	0	0	0	0	0	0	0	0	0	0	0	1
3	0	0	0	0	0	0	0	0	0	0	0	0	0	0
4	1	0	0	0	0	0	0	0	0	0	0	0	0	1
5	1	0	0	0	1	0	0	0	0	0	0	0	0	2
6	5	0	0	0	0	0	0	0	0	0	0	0	0	5
7	13	11	0	0	0	0	0	0	0	0	0	2	0	26
8	28	6	0	0	0	0	1	0	0	0	0	1	0	36
9	50	13	0	0	0	0	0	0	0	0	0	0	0	63
10	78	10	0	1	1	0	0	0	0	0	0	0	0	90
11	104	12	0	1	0	0	0	0	0	0	0	0	0	117
12	102	3	0	1	0	0	0	0	1	0	0	1	0	108
13	106	7	0	1	0	0	0	0	0	0	0	1	0	115
14	97	7	0	0	1	0	0	0	0	0	0	0	0	105
15	121	8	0	0	0	0	0	0	1	0	0	1	0	131
16	95	6	0	1	1	0	0	0	0	0	0	0	0	103
17	116	5	0	0	1	0	0	0	0	0	0	0	0	122
18	96	4	0	0	0	0	0	0	0	0	0	0	0	100
19	76	5	0	0	0	0	0	0	0	0	1	0	0	82
20	51	3	0	0	0	0	0	0	0	0	0	0	0	54
21	43	3	0	0	0	0	0	0	0	0	0	0	0	46
22	26	3	0	0	0	0	0	0	0	0	0	0	0	29
23	19	0	0	0	0	0	0	0	0	0	0	0	0	19
24	20	0	0	0	0	0	0	0	0	0	0	0	0	20
7-19	1069	86	0	5	4	0	1	0	2	0	1	4	0	1172
6-22	1202	106	0	5	4	0	1	0	2	0	1	6	0	1327
6-24	1241	106	0	5	4	0	1	0	2	0	1	6	0	1366
0-24	1253	106	0	5	6	0	1	0	2	0	1	6	0	1380

Faversham 1, Head Hill Road (South)

Produced by Streetwise Services Ltd.



Channel 1 - Northbound

21/05/2017	Vehicle Classes													TOTAL
Hr Ending	1	2	3	4	5	6	7	8	9	10	11	12	13	
1	7	1	0	0	0	0	0	0	0	0	0	0	0	8
2	4	0	0	0	0	0	0	0	0	0	0	0	0	4
3	2	0	0	0	0	0	0	0	0	0	0	0	0	2
4	1	1	0	0	0	0	0	0	0	0	0	0	0	2
5	0	0	0	0	0	0	0	0	0	0	0	0	0	0
6	3	0	0	0	1	0	0	0	0	0	0	0	0	4
7	9	2	0	0	0	0	0	0	0	0	0	0	0	11
8	16	2	0	0	0	0	0	0	0	0	0	0	0	18
9	26	5	0	1	0	0	0	0	0	0	0	1	0	33
10	57	2	0	0	0	0	0	0	0	0	0	0	0	59
11	96	7	0	0	0	0	0	0	0	0	0	0	0	103
12	127	3	0	4	0	0	1	1	0	0	0	1	0	137
13	149	6	0	1	0	0	0	0	1	0	0	0	0	157
14	117	5	0	0	0	0	0	0	0	0	0	1	0	123
15	108	4	0	4	0	0	0	0	1	0	0	0	0	117
16	121	2	0	0	1	0	0	0	0	0	0	0	0	124
17	82	6	0	1	0	0	0	0	0	0	0	1	0	90
18	83	8	0	1	0	0	0	0	0	0	0	0	0	92
19	56	2	0	0	0	0	0	0	0	0	0	0	0	58
20	63	4	0	0	0	0	0	0	0	0	0	0	0	67
21	36	1	0	0	0	0	0	0	0	0	0	0	0	37
22	24	5	0	0	0	0	0	0	0	0	0	0	0	29
23	9	0	0	0	0	0	0	0	0	0	0	0	0	9
24	1	0	0	0	0	0	0	0	0	0	0	0	0	1
7-19	1038	52	0	12	1	0	1	1	2	0	0	4	0	1111
6-22	1170	64	0	12	1	0	1	1	2	0	0	4	0	1255
6-24	1180	64	0	12	1	0	1	1	2	0	0	4	0	1265
0-24	1197	66	0	12	2	0	1	1	2	0	0	4	0	1285

Channel 2 - Southbound

21/05/2017	Vehicle Classes													TOTAL
Hr Ending	1	2	3	4	5	6	7	8	9	10	11	12	13	
1	3	2	0	0	0	0	0	0	0	0	0	0	0	5
2	4	0	0	0	0	0	0	0	0	0	0	0	0	4
3	2	0	0	0	0	0	0	0	0	0	0	0	0	2
4	0	0	0	0	0	0	0	0	0	0	0	0	0	0
5	0	0	0	0	0	0	0	0	0	0	0	0	0	0
6	11	0	0	0	1	0	0	0	0	0	0	0	0	12
7	18	1	0	0	0	0	0	0	0	0	0	0	0	19
8	16	3	0	0	0	0	0	0	0	0	0	0	0	19
9	33	4	0	0	0	0	0	0	0	0	0	0	0	37
10	61	4	0	1	0	0	0	0	0	0	0	1	0	67
11	83	9	0	1	0	0	0	0	0	0	0	0	0	93
12	118	5	0	0	0	0	0	0	0	0	0	0	0	123
13	105	4	0	0	0	0	0	1	0	0	0	1	0	111
14	118	11	0	0	0	0	0	0	1	0	0	0	0	130
15	129	5	0	3	0	0	0	0	0	0	0	0	0	137
16	149	6	0	0	0	0	0	0	1	0	0	1	0	157
17	128	7	1	2	1	0	0	1	0	0	0	1	0	141
18	154	9	0	0	0	0	0	0	0	0	0	0	0	163
19	125	9	0	1	0	0	0	0	0	0	0	0	0	135
20	70	5	0	0	0	0	0	0	0	0	0	0	0	75
21	56	4	0	0	0	0	0	0	0	0	0	0	0	60
22	24	3	0	0	0	0	0	0	0	0	0	1	0	28
23	12	1	0	0	0	0	0	0	0	0	0	0	0	13
24	5	1	0	0	0	0	0	0	0	0	0	0	0	6
7-19	1219	76	1	8	1	0	0	2	2	0	0	4	0	1313
6-22	1387	89	1	8	1	0	0	2	2	0	0	5	0	1495
6-24	1404	91	1	8	1	0	0	2	2	0	0	5	0	1514
0-24	1424	93	1	8	2	0	0	2	2	0	0	5	0	1537

Faversham 1, Head Hill Road (South)

Produced by Streetwise Services Ltd.



Channel 1 - Northbound

22/05/2017	Vehicle Classes													TOTAL
Hr Ending	1	2	3	4	5	6	7	8	9	10	11	12	13	
1	2	0	0	0	0	0	0	0	0	0	0	0	0	2
2	0	0	0	0	0	0	0	0	0	0	0	0	0	0
3	0	0	0	0	0	0	0	0	0	0	0	0	0	0
4	1	0	0	0	0	0	0	0	0	0	0	0	0	1
5	2	0	0	0	0	0	0	0	0	0	0	0	0	2
6	4	0	0	0	0	0	0	0	0	0	0	0	0	4
7	13	6	0	0	0	0	0	0	0	0	0	0	0	19
8	28	6	0	0	0	0	0	0	0	0	0	3	0	37
9	93	13	0	0	0	0	0	0	0	0	0	1	0	107
10	47	14	0	0	1	0	0	0	0	0	0	1	0	63
11	54	14	0	0	0	0	0	1	0	0	0	0	0	69
12	70	16	0	0	0	0	1	0	0	0	0	1	0	88
13	65	9	0	0	0	0	0	0	1	0	0	0	0	75
14	75	11	1	0	1	0	0	0	0	0	0	0	0	88
15	83	10	0	0	0	0	0	1	0	0	0	1	0	95
16	96	10	0	0	0	0	0	0	0	0	0	2	0	108
17	75	8	0	0	0	0	0	0	0	0	0	1	0	84
18	107	5	0	0	0	0	0	0	0	0	1	0	0	113
19	83	5	0	1	1	0	0	0	0	0	0	0	0	90
20	58	3	0	0	0	0	0	0	0	0	0	0	0	61
21	32	2	0	0	0	0	0	0	0	0	0	0	0	34
22	20	0	0	0	0	0	0	0	0	0	0	0	0	20
23	8	0	0	0	0	0	0	0	0	0	0	0	0	8
24	5	0	0	0	0	0	0	0	0	0	0	0	0	5
7-19	876	121	1	1	3	0	1	2	1	0	1	10	0	1017
6-22	999	132	1	1	3	0	1	2	1	0	1	10	0	1151
6-24	1012	132	1	1	3	0	1	2	1	0	1	10	0	1164
0-24	1021	132	1	1	3	0	1	2	1	0	1	10	0	1173

Channel 2 - Southbound

22/05/2017	Vehicle Classes													TOTAL
Hr Ending	1	2	3	4	5	6	7	8	9	10	11	12	13	
1	1	0	0	0	0	0	0	0	0	0	0	0	0	1
2	0	0	0	0	0	0	0	0	0	0	0	0	0	0
3	0	0	0	0	0	0	0	0	0	0	0	0	0	0
4	0	0	0	0	0	0	0	0	0	0	0	0	0	0
5	4	0	0	0	0	0	0	0	0	0	0	0	0	4
6	10	1	0	0	0	0	0	0	0	0	0	0	0	11
7	33	10	0	0	0	0	0	1	0	0	0	1	0	45
8	67	7	0	0	0	0	1	0	0	0	0	2	0	77
9	106	17	0	0	0	0	0	0	0	0	0	1	0	124
10	79	10	0	0	0	0	0	0	0	0	0	2	0	91
11	61	7	1	0	1	0	0	1	0	0	0	0	0	71
12	69	16	0	0	0	0	0	0	0	0	0	0	0	85
13	71	15	0	0	0	0	0	0	0	0	0	2	0	88
14	73	15	0	0	0	0	0	0	2	0	0	0	0	90
15	78	9	0	0	0	0	0	1	0	0	0	0	0	88
16	120	14	0	0	0	0	0	0	0	0	0	1	0	135
17	111	13	0	0	0	0	0	0	0	0	1	1	0	126
18	79	12	0	0	0	0	0	0	0	0	0	0	0	91
19	80	6	0	0	0	0	0	0	0	0	0	0	0	86
20	41	3	0	0	0	0	0	0	0	0	0	0	0	44
21	43	4	0	0	0	0	0	0	0	0	0	0	0	47
22	31	2	0	0	0	0	0	0	0	0	0	0	0	33
23	10	2	0	0	0	0	0	0	0	0	0	0	0	12
24	6	0	0	0	0	0	0	0	0	0	0	0	0	6
7-19	994	141	1	0	1	0	1	2	2	0	1	9	0	1152
6-22	1142	160	1	0	1	0	1	3	2	0	1	10	0	1321
6-24	1158	162	1	0	1	0	1	3	2	0	1	10	0	1339
0-24	1173	163	1	0	1	0	1	3	2	0	1	10	0	1355

Faversham 1, Head Hill Road (South)

Produced by Streetwise Services Ltd.



Channel 1 - Northbound

23/05/2017	Vehicle Classes													TOTAL
Hr Ending	1	2	3	4	5	6	7	8	9	10	11	12	13	
1	2	0	0	0	0	0	0	0	0	0	0	0	0	2
2	1	0	0	0	0	0	0	0	0	0	0	0	0	1
3	0	0	0	0	0	0	0	0	0	0	0	0	0	0
4	2	0	0	0	0	0	0	0	0	0	0	0	0	2
5	0	0	0	0	0	0	0	0	0	0	0	0	0	0
6	8	0	0	0	0	0	0	0	0	0	0	0	0	8
7	9	3	0	0	0	0	0	0	0	0	0	0	0	12
8	30	13	1	0	0	0	0	0	1	0	0	2	0	47
9	104	14	0	0	0	0	0	0	0	0	0	2	0	120
10	52	18	2	0	0	0	0	0	0	0	0	1	0	73
11	63	13	1	0	0	0	0	0	0	0	0	0	0	77
12	68	19	0	0	2	0	0	0	1	0	0	2	0	92
13	50	11	0	0	1	0	0	0	1	0	0	0	0	63
14	76	10	1	0	0	0	0	1	1	0	0	0	0	89
15	75	12	0	0	0	0	0	0	0	0	0	1	0	88
16	98	21	0	1	1	0	0	1	0	0	0	1	0	123
17	84	16	0	1	1	0	0	0	0	0	0	2	0	104
18	108	12	0	0	1	0	0	0	0	0	0	1	0	122
19	66	6	0	1	0	0	0	0	0	0	0	1	0	74
20	70	2	0	0	0	0	0	0	0	0	0	1	0	73
21	38	2	0	0	0	0	0	0	0	0	0	0	0	40
22	20	2	0	0	0	0	0	0	0	0	0	0	0	22
23	13	0	0	0	0	0	0	0	1	0	0	0	0	14
24	5	0	0	0	0	0	0	0	0	0	0	0	0	5
7-19	874	165	5	3	6	0	0	2	4	0	0	13	0	1072
6-22	1011	174	5	3	6	0	0	2	4	0	0	14	0	1219
6-24	1029	174	5	3	6	0	0	2	5	0	0	14	0	1238
0-24	1042	174	5	3	6	0	0	2	5	0	0	14	0	1251

Channel 2 - Southbound

23/05/2017	Vehicle Classes													TOTAL
Hr Ending	1	2	3	4	5	6	7	8	9	10	11	12	13	
1	2	0	0	0	0	0	0	0	0	0	0	0	0	2
2	3	0	0	0	0	0	0	0	0	0	0	0	0	3
3	2	1	0	0	0	0	0	0	0	0	0	0	0	3
4	1	0	0	0	0	0	0	0	0	0	0	0	0	1
5	5	0	0	0	1	0	0	0	0	0	0	0	0	6
6	8	2	0	0	0	0	0	0	0	0	0	1	0	11
7	28	11	0	0	0	0	0	0	0	0	0	1	0	40
8	59	5	0	0	0	0	1	0	0	0	0	2	0	67
9	105	19	1	0	0	0	0	0	0	0	0	2	0	127
10	82	12	0	0	0	0	0	0	0	0	0	2	0	96
11	71	20	0	0	0	0	0	0	0	0	0	1	0	92
12	76	15	0	1	0	0	0	0	0	0	0	1	0	93
13	66	17	0	0	0	0	0	0	1	0	0	2	0	86
14	61	11	4	0	1	0	0	0	0	0	0	0	0	77
15	71	15	0	0	1	0	0	0	1	0	0	0	0	88
16	108	22	0	0	0	0	0	0	0	0	1	1	0	132
17	100	14	0	0	1	0	0	1	0	0	0	0	0	116
18	74	12	0	0	1	0	0	0	0	0	0	1	0	88
19	57	3	0	0	0	0	0	0	0	0	0	2	0	62
20	42	3	0	0	1	0	0	0	0	0	0	0	0	46
21	40	0	0	0	0	0	0	0	0	0	0	0	0	40
22	37	4	0	0	0	0	0	0	0	0	0	0	0	41
23	12	3	0	0	0	0	0	0	0	0	0	0	0	15
24	10	1	0	0	0	0	0	0	1	0	0	0	0	12
7-19	930	165	5	1	4	0	1	1	2	0	1	14	0	1124
6-22	1077	183	5	1	5	0	1	1	2	0	1	15	0	1291
6-24	1099	187	5	1	5	0	1	1	3	0	1	15	0	1318
0-24	1120	190	5	1	6	0	1	1	3	0	1	16	0	1344

Faversham 1, Head Hill Road (South)

Produced by Streetwise Services Ltd.



Channel 1 - Northbound

24/05/2017	Vehicle Classes													TOTAL
Hr Ending	1	2	3	4	5	6	7	8	9	10	11	12	13	
1	4	0	0	0	0	0	0	0	0	0	0	0	0	4
2	0	0	0	0	0	0	0	0	0	0	0	0	0	0
3	1	1	0	0	0	0	0	0	0	0	0	0	0	2
4	0	0	0	0	0	0	0	0	0	0	0	0	0	0
5	2	0	0	0	0	0	0	0	0	0	0	0	0	2
6	10	1	1	1	0	0	0	0	0	0	0	1	0	14
7	15	5	0	0	0	0	1	0	0	0	0	2	0	23
8	29	11	0	0	0	0	0	0	0	0	0	1	0	41
9	85	15	1	0	0	0	0	1	1	0	0	0	0	103
10	54	14	0	0	2	0	0	0	0	0	0	1	0	71
11	77	14	1	0	0	0	0	0	1	1	0	1	0	95
12	74	11	0	3	0	0	0	0	2	0	0	1	0	91
13	97	14	0	0	0	0	0	0	0	0	0	0	0	111
14	77	12	0	0	0	0	0	0	0	0	0	0	0	89
15	84	14	0	0	0	0	0	0	0	0	0	2	0	100
16	111	13	0	1	0	0	0	0	1	0	0	5	0	131
17	94	11	0	0	0	0	0	0	0	0	0	0	0	105
18	97	9	0	0	0	0	0	0	0	0	0	1	0	107
19	95	5	0	0	0	0	0	0	0	0	0	1	0	101
20	58	7	0	0	0	0	0	0	0	0	0	2	0	67
21	38	3	0	0	0	0	0	0	0	0	0	0	0	41
22	25	0	0	0	0	0	0	0	1	0	0	0	0	26
23	14	0	0	0	0	0	0	0	0	0	0	0	0	14
24	3	0	0	0	0	0	0	0	0	0	0	0	0	3
7-19	974	143	2	4	2	0	0	1	5	1	0	13	0	1145
6-22	1110	158	2	4	2	0	1	1	6	1	0	17	0	1302
6-24	1127	158	2	4	2	0	1	1	6	1	0	17	0	1319
0-24	1144	160	3	5	2	0	1	1	6	1	0	18	0	1341

Channel 2 - Southbound

24/05/2017	Vehicle Classes													TOTAL
Hr Ending	1	2	3	4	5	6	7	8	9	10	11	12	13	
1	0	0	0	0	0	0	0	0	0	0	0	0	0	0
2	0	0	0	0	0	0	0	0	0	0	0	0	0	0
3	2	0	0	0	0	0	0	0	0	0	0	0	0	2
4	0	0	0	0	0	0	0	0	0	0	0	0	0	0
5	5	0	0	0	0	0	0	0	0	0	0	0	0	5
6	11	0	1	0	0	0	0	0	0	0	0	1	0	13
7	27	15	0	1	0	0	0	0	0	0	0	3	0	46
8	57	5	0	0	0	0	0	0	0	0	0	0	0	62
9	116	18	0	0	0	0	0	1	0	0	0	1	0	136
10	82	11	0	0	0	0	0	0	1	0	0	1	0	95
11	77	16	0	0	1	0	0	0	0	0	1	1	0	96
12	71	13	1	0	0	0	0	0	1	0	0	1	0	87
13	77	16	0	1	0	0	0	0	2	0	0	1	0	97
14	71	19	0	0	1	0	0	0	0	0	0	1	0	92
15	102	11	0	0	1	0	0	0	0	0	0	0	0	114
16	124	18	0	0	0	0	0	0	1	0	0	2	0	145
17	100	12	0	0	0	0	0	0	0	0	0	2	0	114
18	83	9	0	0	0	0	0	0	0	0	0	1	0	93
19	78	6	0	0	0	0	0	0	0	0	0	2	0	86
20	58	8	0	0	0	0	0	0	0	0	0	0	0	66
21	38	2	0	1	0	0	0	0	0	0	0	0	0	41
22	28	1	0	0	0	0	0	0	0	0	0	0	0	29
23	14	0	0	0	0	0	0	0	1	0	0	0	0	15
24	11	0	0	0	0	0	0	0	0	0	0	0	0	11
7-19	1038	154	1	1	3	0	0	1	5	0	1	13	0	1217
6-22	1189	180	1	3	3	0	0	1	5	0	1	16	0	1399
6-24	1214	180	1	3	3	0	0	1	6	0	1	16	0	1425
0-24	1232	180	2	3	3	0	0	1	6	0	1	17	0	1445

Faversham 1, Head Hill Road (South)

Produced by Streetwise Services Ltd.



Channel 1 - Northbound

25/05/2017	Vehicle Classes													TOTAL
Hr Ending	1	2	3	4	5	6	7	8	9	10	11	12	13	
1	1	0	0	0	0	0	0	0	0	0	0	0	0	1
2	3	1	0	0	0	0	0	0	0	0	0	0	0	4
3	2	0	0	0	0	0	0	0	0	0	0	0	0	2
4	0	1	0	0	0	0	0	0	0	0	0	0	0	1
5	4	0	0	0	0	0	0	0	0	0	0	0	0	4
6	10	0	0	0	0	0	0	0	0	0	0	1	0	11
7	13	4	0	0	2	0	1	0	0	0	0	0	0	20
8	32	7	0	0	0	0	0	0	0	0	1	1	0	41
9	94	18	0	0	0	0	0	0	0	0	0	0	0	112
10	68	8	0	1	1	0	0	0	0	0	0	1	0	79
11	61	12	0	0	0	0	0	0	0	0	0	1	0	74
12	114	15	1	0	0	0	0	0	1	0	0	2	0	133
13	141	15	2	0	0	0	0	0	0	0	0	3	0	161
14	98	11	0	1	0	0	0	0	0	0	0	0	0	110
15	93	13	0	0	0	0	1	0	1	0	0	2	0	110
16	88	20	0	0	0	0	0	0	1	0	0	1	0	110
17	98	15	0	0	1	0	0	0	1	0	0	1	0	116
18	108	9	0	0	0	0	0	0	0	0	0	1	0	118
19	91	10	0	0	0	0	0	0	0	0	0	0	0	101
20	75	5	0	0	0	0	0	0	0	0	0	0	0	80
21	43	4	0	0	0	0	0	0	0	0	0	0	0	47
22	29	2	0	0	0	0	0	0	0	0	0	1	0	32
23	13	0	0	0	0	0	0	0	0	0	0	0	0	13
24	4	0	0	0	0	0	0	0	0	0	0	0	0	4
7-19	1086	153	3	2	2	0	1	0	4	0	1	13	0	1265
6-22	1246	168	3	2	4	0	2	0	4	0	1	14	0	1444
6-24	1263	168	3	2	4	0	2	0	4	0	1	14	0	1461
0-24	1283	170	3	2	4	0	2	0	4	0	1	15	0	1484

Channel 2 - Southbound

25/05/2017	Vehicle Classes													TOTAL
Hr Ending	1	2	3	4	5	6	7	8	9	10	11	12	13	
1	6	0	0	0	0	0	0	0	0	0	0	0	0	6
2	3	1	0	0	0	0	0	0	0	0	0	0	0	4
3	1	0	0	0	0	0	0	0	0	0	0	0	0	1
4	1	1	0	0	0	0	0	0	0	0	0	0	0	2
5	5	0	0	0	0	0	0	0	0	0	0	0	0	5
6	6	1	0	0	0	0	0	0	0	0	0	2	0	9
7	34	9	0	0	2	0	0	0	0	0	0	1	0	46
8	67	5	0	0	0	0	0	0	0	0	0	0	0	72
9	113	14	0	0	0	0	0	0	0	0	0	2	0	129
10	77	9	0	0	0	0	0	0	1	0	0	0	0	87
11	74	12	0	0	1	0	0	0	1	0	0	2	0	90
12	73	12	0	1	0	0	0	0	0	0	0	3	0	89
13	81	13	0	0	0	0	0	0	0	0	0	0	0	94
14	84	17	1	0	0	0	0	0	0	0	0	1	0	103
15	100	20	0	1	0	0	1	0	2	0	0	3	0	127
16	127	19	0	0	1	0	0	0	0	0	0	0	0	147
17	130	12	0	0	0	0	0	0	1	0	0	0	0	143
18	143	15	0	0	0	0	0	1	0	0	0	0	0	159
19	140	6	0	0	0	0	0	1	0	0	0	1	0	148
20	97	11	0	0	0	0	0	0	0	0	0	1	0	109
21	47	6	0	0	0	0	0	0	1	0	0	1	0	55
22	37	4	0	0	0	0	0	0	0	0	0	0	0	41
23	22	1	0	0	0	0	0	0	0	0	0	0	0	23
24	11	2	0	0	0	0	0	0	0	0	0	0	0	13
7-19	1209	154	1	2	2	0	1	2	5	0	0	12	0	1388
6-22	1424	184	1	2	4	0	1	2	6	0	0	15	0	1639
6-24	1457	187	1	2	4	0	1	2	6	0	0	15	0	1675
0-24	1479	190	1	2	4	0	1	2	6	0	0	17	0	1702

Faversham 1, Head Hill Road (South)

Produced by Streetwise Services Ltd.



Channel 1 - Northbound

26/05/2017	Vehicle Classes													TOTAL
Hr Ending	1	2	3	4	5	6	7	8	9	10	11	12	13	
1	2	0	0	0	0	0	0	0	0	0	0	0	0	2
2	1	0	0	0	0	0	0	0	0	0	0	0	0	1
3	1	0	0	0	0	0	0	0	0	0	0	0	0	1
4	1	0	0	0	0	0	0	0	0	0	0	0	0	1
5	4	0	0	0	0	0	0	0	0	0	0	0	0	4
6	10	1	0	0	0	0	0	0	0	0	0	0	0	11
7	14	5	0	0	0	0	0	0	0	0	0	2	0	21
8	28	13	0	0	0	0	0	0	0	0	1	0	0	42
9	89	21	1	0	0	0	0	0	0	0	0	2	0	113
10	61	8	1	0	0	0	1	0	0	0	0	0	0	71
11	74	14	0	1	1	0	1	0	0	0	0	0	0	91
12	89	12	0	0	0	0	0	0	1	0	0	1	0	103
13	94	8	0	0	0	0	0	1	0	0	0	0	0	103
14	90	12	0	1	0	0	0	1	0	0	0	1	0	105
15	113	11	0	0	0	0	0	0	0	0	0	1	0	125
16	126	17	1	0	1	0	0	0	1	0	0	3	0	149
17	93	8	0	0	0	0	0	0	0	0	0	1	0	102
18	123	7	0	0	0	0	0	0	1	0	0	0	0	131
19	115	3	0	1	0	0	0	0	0	0	0	0	0	119
20	84	3	0	0	0	0	0	0	0	0	0	0	0	87
21	55	4	0	0	0	0	0	0	0	0	0	1	0	60
22	28	1	0	0	0	0	0	0	0	0	0	0	0	29
23	15	3	0	0	0	0	0	0	0	0	0	0	0	18
24	6	0	0	0	0	0	0	0	0	0	0	0	0	6
7-19	1095	134	3	3	2	0	2	2	3	0	1	9	0	1254
6-22	1276	147	3	3	2	0	2	2	3	0	1	12	0	1451
6-24	1297	150	3	3	2	0	2	2	3	0	1	12	0	1475
0-24	1316	151	3	3	2	0	2	2	3	0	1	12	0	1495

Channel 2 - Southbound

26/05/2017	Vehicle Classes													TOTAL
Hr Ending	1	2	3	4	5	6	7	8	9	10	11	12	13	
1	4	0	0	0	0	0	0	0	0	0	0	0	0	4
2	1	0	0	0	1	0	0	0	1	0	0	0	0	3
3	1	0	0	0	0	0	0	0	0	0	0	0	0	1
4	0	0	0	0	0	0	0	0	0	0	0	0	0	0
5	4	0	0	0	0	0	0	0	0	0	0	0	0	4
6	11	0	0	0	0	0	0	0	0	0	0	1	0	12
7	19	13	0	0	0	0	0	0	0	0	0	1	0	33
8	60	10	0	0	0	0	0	0	0	0	0	1	0	71
9	110	13	1	0	0	0	0	0	0	0	0	2	0	126
10	97	12	0	0	0	0	0	0	1	0	0	0	0	110
11	72	10	1	0	0	0	0	0	0	0	0	0	0	83
12	76	16	0	1	0	0	1	0	0	0	0	0	0	94
13	72	13	0	0	1	0	0	0	2	0	0	1	0	89
14	97	9	0	0	1	0	0	0	0	0	0	2	0	109
15	90	19	0	1	0	0	0	0	0	0	0	1	0	111
16	146	20	0	0	0	0	0	0	0	0	0	0	0	166
17	107	15	1	0	0	0	0	0	0	0	0	1	0	124
18	110	6	0	0	0	0	0	0	0	0	0	1	0	117
19	99	3	0	0	0	0	0	0	1	0	0	1	0	104
20	70	0	0	0	0	0	0	0	0	0	0	0	0	70
21	83	4	0	0	0	0	0	0	0	0	0	1	0	88
22	63	3	0	0	0	0	0	0	0	0	0	0	0	66
23	22	2	0	0	0	0	0	0	0	0	0	0	0	24
24	17	2	0	0	0	0	0	0	0	0	0	0	0	19
7-19	1136	146	3	2	2	0	1	0	4	0	0	10	0	1304
6-22	1371	166	3	2	2	0	1	0	4	0	0	12	0	1561
6-24	1410	170	3	2	2	0	1	0	4	0	0	12	0	1604
0-24	1431	170	3	2	3	0	1	0	5	0	0	13	0	1628

Faversham 1, Head Hill Road (South)

Produced by Streetwise Services Ltd.



Channel 1 - Northbound

20/05/2017	Vehicle Speeds (MPH)												TOTAL
Hr Ending	0-10	11-15	16-20	21-25	26-30	31-35	36-40	41-45	46-50	51-60	61-70	71-100	
1	0	0	0	0	0	4	2	0	0	0	0	0	6
2	0	0	0	0	0	0	0	0	0	0	0	0	0
3	0	0	0	0	0	0	0	0	0	0	0	0	0
4	0	0	0	0	1	1	0	0	0	0	0	0	2
5	0	0	0	0	1	0	0	0	0	0	0	0	1
6	1	0	0	0	1	2	0	0	0	0	0	0	4
7	0	0	0	2	5	6	0	0	0	0	0	0	13
8	0	0	2	4	8	7	0	0	0	0	0	0	21
9	0	1	3	6	14	14	3	0	1	0	0	0	42
10	0	3	3	9	31	15	4	2	0	0	0	0	67
11	0	4	2	13	42	18	5	0	0	0	0	0	84
12	3	4	11	18	59	25	2	1	0	0	0	0	123
13	1	6	13	22	45	14	5	1	0	0	0	0	107
14	0	0	10	17	40	35	7	1	0	0	0	0	110
15	1	6	9	26	35	20	5	0	0	0	0	0	102
16	0	2	5	13	46	19	8	0	0	0	0	0	93
17	0	1	6	16	55	27	5	0	0	0	0	0	110
18	0	0	3	10	46	30	2	1	0	0	0	0	92
19	0	0	2	6	31	31	9	0	0	0	0	0	79
20	1	0	2	3	31	12	4	0	1	0	0	0	54
21	0	0	1	1	12	10	4	0	0	0	0	0	28
22	0	0	0	1	7	2	3	0	0	0	0	0	13
23	0	0	1	1	4	8	0	0	0	0	0	0	14
24	0	0	0	0	8	4	1	0	0	0	0	0	13
7-19	5	27	69	160	452	255	55	6	1	0	0	0	1030
6-22	6	27	72	167	507	285	66	6	2	0	0	0	1138
6-24	6	27	73	168	519	297	67	6	2	0	0	0	1165
0-24	7	27	73	168	522	304	69	6	2	0	0	0	1178

Channel 2 - Southbound

20/05/2017	Vehicle Speeds (MPH)												TOTAL
Hr Ending	0-10	11-15	16-20	21-25	26-30	31-35	36-40	41-45	46-50	51-60	61-70	71-100	
1	0	0	0	1	2	1	1	0	0	0	0	0	5
2	0	0	0	0	0	0	0	1	0	0	0	0	1
3	0	0	0	0	0	0	0	0	0	0	0	0	0
4	0	0	0	0	1	0	0	0	0	0	0	0	1
5	0	0	0	0	0	1	1	0	0	0	0	0	2
6	0	0	0	0	0	3	1	0	1	0	0	0	5
7	0	0	2	2	8	9	3	2	0	0	0	0	26
8	0	0	2	4	13	6	10	1	0	0	0	0	36
9	0	1	3	3	30	20	4	2	0	0	0	0	63
10	0	3	9	4	40	30	2	2	0	0	0	0	90
11	4	3	1	14	51	35	9	0	0	0	0	0	117
12	3	5	18	15	38	22	6	0	1	0	0	0	108
13	1	4	9	20	44	29	7	1	0	0	0	0	115
14	0	2	6	22	46	26	3	0	0	0	0	0	105
15	0	2	4	18	73	30	3	1	0	0	0	0	131
16	1	0	1	20	51	24	6	0	0	0	0	0	103
17	0	2	3	18	59	30	10	0	0	0	0	0	122
18	1	0	4	10	47	23	12	2	0	1	0	0	100
19	0	0	1	4	36	29	9	1	2	0	0	0	82
20	0	0	1	4	21	23	4	1	0	0	0	0	54
21	0	0	0	4	26	12	3	1	0	0	0	0	46
22	0	2	0	6	9	11	1	0	0	0	0	0	29
23	0	0	0	0	3	10	2	3	1	0	0	0	19
24	0	0	0	0	4	10	2	3	1	0	0	0	20
7-19	10	22	61	152	528	304	81	10	3	1	0	0	1172
6-22	10	24	64	168	592	359	92	14	3	1	0	0	1327
6-24	10	24	64	168	599	379	96	20	5	1	0	0	1366
0-24	10	24	64	169	602	384	99	21	6	1	0	0	1380

Faversham 1, Head Hill Road (South)

Produced by Streetwise Services Ltd.



Channel 1 - Northbound

21/05/2017	Vehicle Speeds (MPH)												TOTAL
Hr Ending	0-10	11-15	16-20	21-25	26-30	31-35	36-40	41-45	46-50	51-60	61-70	71-100	
1	0	0	0	0	2	5	0	1	0	0	0	0	8
2	0	0	0	0	2	2	0	0	0	0	0	0	4
3	0	0	0	0	0	2	0	0	0	0	0	0	2
4	0	0	0	0	1	1	0	0	0	0	0	0	2
5	0	0	0	0	0	0	0	0	0	0	0	0	0
6	0	0	0	0	1	3	0	0	0	0	0	0	4
7	0	0	0	1	5	3	2	0	0	0	0	0	11
8	0	0	0	1	8	8	1	0	0	0	0	0	18
9	0	0	0	4	16	10	2	1	0	0	0	0	33
10	0	1	3	12	26	13	3	1	0	0	0	0	59
11	0	0	0	11	52	33	5	2	0	0	0	0	103
12	0	1	5	22	66	35	8	0	0	0	0	0	137
13	0	1	6	21	87	33	8	1	0	0	0	0	157
14	0	1	5	15	42	49	8	3	0	0	0	0	123
15	0	0	4	18	55	32	8	0	0	0	0	0	117
16	0	1	5	19	58	36	5	0	0	0	0	0	124
17	1	1	5	12	42	22	6	1	0	0	0	0	90
18	0	2	5	17	27	36	5	0	0	0	0	0	92
19	0	0	0	6	24	17	8	3	0	0	0	0	58
20	0	0	1	1	32	24	8	1	0	0	0	0	67
21	0	1	0	5	9	17	4	0	1	0	0	0	37
22	0	0	1	4	12	6	6	0	0	0	0	0	29
23	0	0	0	1	2	4	1	1	0	0	0	0	9
24	0	0	0	0	0	1	0	0	0	0	0	0	1
7-19	1	8	38	158	503	324	67	12	0	0	0	0	1111
6-22	1	9	40	169	561	374	87	13	1	0	0	0	1255
6-24	1	9	40	170	563	379	88	14	1	0	0	0	1265
0-24	1	9	40	170	569	392	88	15	1	0	0	0	1285

Channel 2 - Southbound

21/05/2017	Vehicle Speeds (MPH)												TOTAL
Hr Ending	0-10	11-15	16-20	21-25	26-30	31-35	36-40	41-45	46-50	51-60	61-70	71-100	
1	0	0	0	1	0	4	0	0	0	0	0	0	5
2	0	0	0	0	1	1	2	0	0	0	0	0	4
3	0	0	0	1	0	1	0	0	0	0	0	0	2
4	0	0	0	0	0	0	0	0	0	0	0	0	0
5	0	0	0	0	0	0	0	0	0	0	0	0	0
6	0	0	0	0	2	5	4	1	0	0	0	0	12
7	0	0	0	2	4	10	3	0	0	0	0	0	19
8	0	0	0	3	7	8	1	0	0	0	0	0	19
9	0	0	3	1	14	10	8	1	0	0	0	0	37
10	0	2	5	6	21	24	7	2	0	0	0	0	67
11	0	1	1	8	42	36	5	0	0	0	0	0	93
12	0	3	8	12	61	36	1	2	0	0	0	0	123
13	0	6	7	17	62	15	3	1	0	0	0	0	111
14	0	2	6	32	56	28	5	1	0	0	0	0	130
15	0	3	8	16	65	36	6	1	2	0	0	0	137
16	4	3	7	16	78	45	4	0	0	0	0	0	157
17	0	4	3	20	88	22	4	0	0	0	0	0	141
18	1	0	2	28	91	35	4	0	0	2	0	0	163
19	0	1	3	16	70	40	5	0	0	0	0	0	135
20	0	0	1	9	34	26	5	0	0	0	0	0	75
21	0	1	0	10	27	20	1	1	0	0	0	0	60
22	0	0	4	8	10	4	1	1	0	0	0	0	28
23	0	0	1	0	4	4	2	1	1	0	0	0	13
24	0	0	0	0	0	3	3	0	0	0	0	0	6
7-19	5	25	53	175	655	335	53	8	2	2	0	0	1313
6-22	5	26	58	204	730	395	63	10	2	2	0	0	1495
6-24	5	26	59	204	734	402	68	11	3	2	0	0	1514
0-24	5	26	59	206	737	413	74	12	3	2	0	0	1537

Faversham 1, Head Hill Road (South)

Produced by Streetwise Services Ltd.



Channel 1 - Northbound

22/05/2017	Vehicle Speeds (MPH)												TOTAL
Hr Ending	0-10	11-15	16-20	21-25	26-30	31-35	36-40	41-45	46-50	51-60	61-70	71-100	
1	0	0	0	0	1	1	0	0	0	0	0	0	2
2	0	0	0	0	0	0	0	0	0	0	0	0	0
3	0	0	0	0	0	0	0	0	0	0	0	0	0
4	0	0	0	0	0	1	0	0	0	0	0	0	1
5	0	0	0	0	0	1	1	0	0	0	0	0	2
6	1	0	1	0	0	2	0	0	0	0	0	0	4
7	0	0	0	0	12	4	3	0	0	0	0	0	19
8	0	0	1	6	18	11	1	0	0	0	0	0	37
9	0	2	1	9	53	36	5	1	0	0	0	0	107
10	0	0	0	6	36	18	3	0	0	0	0	0	63
11	0	0	2	8	33	20	6	0	0	0	0	0	69
12	0	0	3	12	46	23	4	0	0	0	0	0	88
13	1	1	5	8	31	22	5	2	0	0	0	0	75
14	1	1	3	8	37	28	10	0	0	0	0	0	88
15	0	2	2	7	35	39	10	0	0	0	0	0	95
16	1	0	5	11	38	45	8	0	0	0	0	0	108
17	0	0	3	12	32	31	4	1	1	0	0	0	84
18	0	2	1	9	38	46	14	2	1	0	0	0	113
19	0	1	1	14	28	36	8	1	1	0	0	0	90
20	0	0	2	2	25	23	9	0	0	0	0	0	61
21	0	0	1	4	15	10	4	0	0	0	0	0	34
22	0	0	0	1	6	10	3	0	0	0	0	0	20
23	0	0	0	2	2	3	1	0	0	0	0	0	8
24	0	0	0	0	1	2	1	1	0	0	0	0	5
7-19	3	9	27	110	425	355	78	7	3	0	0	0	1017
6-22	3	9	30	117	483	402	97	7	3	0	0	0	1151
6-24	3	9	30	119	486	407	99	8	3	0	0	0	1164
0-24	4	9	31	119	487	412	100	8	3	0	0	0	1173

Channel 2 - Southbound

22/05/2017	Vehicle Speeds (MPH)												TOTAL
Hr Ending	0-10	11-15	16-20	21-25	26-30	31-35	36-40	41-45	46-50	51-60	61-70	71-100	
1	0	0	0	0	0	0	1	0	0	0	0	0	1
2	0	0	0	0	0	0	0	0	0	0	0	0	0
3	0	0	0	0	0	0	0	0	0	0	0	0	0
4	0	0	0	0	0	0	0	0	0	0	0	0	0
5	0	0	0	0	1	3	0	0	0	0	0	0	4
6	0	0	0	1	2	2	4	2	0	0	0	0	11
7	0	0	0	7	13	17	6	2	0	0	0	0	45
8	0	0	1	4	23	28	20	1	0	0	0	0	77
9	0	0	2	6	51	46	16	3	0	0	0	0	124
10	0	0	2	8	41	33	6	1	0	0	0	0	91
11	0	0	3	15	20	24	8	1	0	0	0	0	71
12	1	3	1	14	43	18	5	0	0	0	0	0	85
13	0	1	2	15	36	29	5	0	0	0	0	0	88
14	0	0	8	17	39	22	4	0	0	0	0	0	90
15	0	0	4	15	38	25	6	0	0	0	0	0	88
16	1	0	5	15	50	54	10	0	0	0	0	0	135
17	1	2	1	20	49	44	7	2	0	0	0	0	126
18	0	1	2	19	22	34	11	2	0	0	0	0	91
19	0	0	1	6	36	26	13	2	1	1	0	0	86
20	0	0	1	5	9	25	2	2	0	0	0	0	44
21	0	1	0	4	15	19	8	0	0	0	0	0	47
22	0	0	0	3	10	13	6	0	1	0	0	0	33
23	0	0	0	0	1	7	3	1	0	0	0	0	12
24	0	0	0	0	1	3	2	0	0	0	0	0	6
7-19	3	7	32	154	448	383	111	12	1	1	0	0	1152
6-22	3	8	33	173	495	457	133	16	2	1	0	0	1321
6-24	3	8	33	173	497	467	138	17	2	1	0	0	1339
0-24	3	8	33	174	500	472	143	19	2	1	0	0	1355

Faversham 1, Head Hill Road (South)

Produced by Streetwise Services Ltd.



Channel 1 - Northbound

23/05/2017	Vehicle Speeds (MPH)												TOTAL
Hr Ending	0-10	11-15	16-20	21-25	26-30	31-35	36-40	41-45	46-50	51-60	61-70	71-100	
1	0	0	0	0	1	0	1	0	0	0	0	0	2
2	0	0	0	0	0	1	0	0	0	0	0	0	1
3	0	0	0	0	0	0	0	0	0	0	0	0	0
4	0	0	0	0	1	1	0	0	0	0	0	0	2
5	0	0	0	0	0	0	0	0	0	0	0	0	0
6	1	0	2	0	1	4	0	0	0	0	0	0	8
7	0	0	0	1	4	3	3	1	0	0	0	0	12
8	0	1	1	6	26	9	3	1	0	0	0	0	47
9	0	2	4	11	56	40	6	1	0	0	0	0	120
10	0	2	3	10	28	23	7	0	0	0	0	0	73
11	0	0	3	16	25	30	3	0	0	0	0	0	77
12	1	1	11	15	45	12	7	0	0	0	0	0	92
13	0	4	10	8	31	8	2	0	0	0	0	0	63
14	7	4	1	11	44	16	6	0	0	0	0	0	89
15	0	1	5	15	39	27	1	0	0	0	0	0	88
16	0	1	2	12	63	43	2	0	0	0	0	0	123
17	0	3	1	19	41	34	6	0	0	0	0	0	104
18	0	0	3	4	44	50	17	4	0	0	0	0	122
19	0	0	2	4	36	24	7	1	0	0	0	0	74
20	0	1	2	11	24	27	8	0	0	0	0	0	73
21	1	1	2	4	9	16	5	1	1	0	0	0	40
22	0	0	1	4	10	5	1	1	0	0	0	0	22
23	0	0	0	0	6	4	2	0	2	0	0	0	14
24	0	0	1	0	1	2	0	1	0	0	0	0	5
7-19	8	19	46	131	478	316	67	7	0	0	0	0	1072
6-22	9	21	51	151	525	367	84	10	1	0	0	0	1219
6-24	9	21	52	151	532	373	86	11	3	0	0	0	1238
0-24	10	21	54	151	535	379	87	11	3	0	0	0	1251

Channel 2 - Southbound

23/05/2017	Vehicle Speeds (MPH)												TOTAL
Hr Ending	0-10	11-15	16-20	21-25	26-30	31-35	36-40	41-45	46-50	51-60	61-70	71-100	
1	0	0	0	1	0	1	0	0	0	0	0	0	2
2	0	0	0	0	0	2	1	0	0	0	0	0	3
3	0	0	0	0	2	1	0	0	0	0	0	0	3
4	0	0	0	0	0	0	1	0	0	0	0	0	1
5	0	0	0	1	0	4	0	0	0	1	0	0	6
6	0	0	0	1	4	2	2	1	1	0	0	0	11
7	0	0	0	6	12	15	6	1	0	0	0	0	40
8	0	2	1	5	24	24	9	2	0	0	0	0	67
9	0	0	3	10	54	45	15	0	0	0	0	0	127
10	0	4	3	10	41	28	10	0	0	0	0	0	96
11	0	0	1	9	42	35	4	1	0	0	0	0	92
12	1	3	13	15	44	13	4	0	0	0	0	0	93
13	0	1	12	9	37	22	4	1	0	0	0	0	86
14	0	0	7	15	42	11	2	0	0	0	0	0	77
15	0	0	10	13	38	22	5	0	0	0	0	0	88
16	0	3	11	26	50	38	3	1	0	0	0	0	132
17	0	0	2	13	48	42	8	3	0	0	0	0	116
18	0	0	2	13	34	32	6	1	0	0	0	0	88
19	0	0	2	6	32	14	8	0	0	0	0	0	62
20	0	0	2	4	18	15	6	1	0	0	0	0	46
21	0	0	0	1	14	18	5	2	0	0	0	0	40
22	0	0	0	7	18	13	3	0	0	0	0	0	41
23	0	0	0	0	5	6	3	1	0	0	0	0	15
24	0	0	0	1	3	6	2	0	0	0	0	0	12
7-19	1	13	67	144	486	326	78	9	0	0	0	0	1124
6-22	1	13	69	162	548	387	98	13	0	0	0	0	1291
6-24	1	13	69	163	556	399	103	14	0	0	0	0	1318
0-24	1	13	69	166	562	409	107	15	1	1	0	0	1344

Faversham 1, Head Hill Road (South)

Produced by Streetwise Services Ltd.



Channel 1 - Northbound

24/05/2017	Vehicle Speeds (MPH)												TOTAL
Hr Ending	0-10	11-15	16-20	21-25	26-30	31-35	36-40	41-45	46-50	51-60	61-70	71-100	
1	0	0	1	0	0	3	0	0	0	0	0	0	4
2	0	0	0	0	0	0	0	0	0	0	0	0	0
3	0	0	0	0	0	2	0	0	0	0	0	0	2
4	0	0	0	0	0	0	0	0	0	0	0	0	0
5	0	0	0	0	0	1	0	1	0	0	0	0	2
6	1	0	1	4	2	4	2	0	0	0	0	0	14
7	0	0	0	5	9	6	3	0	0	0	0	0	23
8	0	0	2	6	17	16	0	0	0	0	0	0	41
9	2	3	4	13	47	28	5	0	1	0	0	0	103
10	0	3	1	9	24	30	3	1	0	0	0	0	71
11	0	3	3	15	49	19	5	1	0	0	0	0	95
12	0	1	3	11	47	24	5	0	0	0	0	0	91
13	0	3	9	13	59	24	3	0	0	0	0	0	111
14	0	2	3	10	40	26	7	1	0	0	0	0	89
15	1	0	0	16	41	36	5	1	0	0	0	0	100
16	1	1	10	17	55	40	6	1	0	0	0	0	131
17	0	1	6	8	43	38	7	2	0	0	0	0	105
18	0	1	4	10	45	39	6	2	0	0	0	0	107
19	0	0	4	7	42	34	12	2	0	0	0	0	101
20	0	0	5	7	27	19	8	0	1	0	0	0	67
21	0	0	0	4	17	16	4	0	0	0	0	0	41
22	0	0	1	2	11	10	2	0	0	0	0	0	26
23	0	0	0	1	6	4	2	1	0	0	0	0	14
24	0	0	0	0	1	1	1	0	0	0	0	0	3
7-19	4	18	49	135	509	354	64	11	1	0	0	0	1145
6-22	4	18	55	153	573	405	81	11	2	0	0	0	1302
6-24	4	18	55	154	580	410	84	12	2	0	0	0	1319
0-24	5	18	57	158	582	420	86	13	2	0	0	0	1341

Channel 2 - Southbound

24/05/2017	Vehicle Speeds (MPH)												TOTAL
Hr Ending	0-10	11-15	16-20	21-25	26-30	31-35	36-40	41-45	46-50	51-60	61-70	71-100	
1	0	0	0	0	0	0	0	0	0	0	0	0	0
2	0	0	0	0	0	0	0	0	0	0	0	0	0
3	0	0	0	0	1	1	0	0	0	0	0	0	2
4	0	0	0	0	0	0	0	0	0	0	0	0	0
5	0	0	0	0	1	3	0	0	0	1	0	0	5
6	0	0	0	2	3	4	2	2	0	0	0	0	13
7	0	1	0	4	16	16	8	1	0	0	0	0	46
8	0	0	0	4	23	20	15	0	0	0	0	0	62
9	0	0	13	8	55	49	11	0	0	0	0	0	136
10	0	1	8	11	31	31	13	0	0	0	0	0	95
11	0	0	7	21	41	22	5	0	0	0	0	0	96
12	0	1	1	15	31	28	11	0	0	0	0	0	87
13	0	2	8	11	42	29	4	1	0	0	0	0	97
14	0	1	3	18	33	34	3	0	0	0	0	0	92
15	0	2	12	13	53	26	7	0	1	0	0	0	114
16	0	0	6	34	62	38	5	0	0	0	0	0	145
17	0	0	1	6	54	43	8	2	0	0	0	0	114
18	0	0	4	15	28	41	5	0	0	0	0	0	93
19	0	0	1	9	39	32	2	2	1	0	0	0	86
20	0	1	6	10	24	15	9	0	1	0	0	0	66
21	0	0	0	4	18	16	1	2	0	0	0	0	41
22	0	0	0	2	14	13	0	0	0	0	0	0	29
23	0	0	1	1	6	7	0	0	0	0	0	0	15
24	0	0	0	0	1	5	3	2	0	0	0	0	11
7-19	0	7	64	165	492	393	89	5	2	0	0	0	1217
6-22	0	9	70	185	564	453	107	8	3	0	0	0	1399
6-24	0	9	71	186	571	465	110	10	3	0	0	0	1425
0-24	0	9	71	188	576	473	112	12	3	1	0	0	1445

Faversham 1, Head Hill Road (South)

Produced by Streetwise Services Ltd.



Channel 1 - Northbound

25/05/2017	Vehicle Speeds (MPH)												TOTAL
Hr Ending	0-10	11-15	16-20	21-25	26-30	31-35	36-40	41-45	46-50	51-60	61-70	71-100	
1	0	0	0	0	0	1	0	0	0	0	0	0	1
2	0	0	1	0	1	2	0	0	0	0	0	0	4
3	0	0	0	1	0	0	1	0	0	0	0	0	2
4	0	0	0	0	1	0	0	0	0	0	0	0	1
5	0	0	0	0	1	1	2	0	0	0	0	0	4
6	0	0	1	1	3	6	0	0	0	0	0	0	11
7	0	0	2	2	8	5	3	0	0	0	0	0	20
8	0	3	1	6	16	12	3	0	0	0	0	0	41
9	1	2	0	9	64	35	1	0	0	0	0	0	112
10	0	1	4	19	38	11	6	0	0	0	0	0	79
11	0	1	2	13	33	21	4	0	0	0	0	0	74
12	11	14	15	15	45	29	3	1	0	0	0	0	133
13	0	4	10	20	83	41	3	0	0	0	0	0	161
14	0	0	2	21	49	33	5	0	0	0	0	0	110
15	0	0	1	19	50	36	2	2	0	0	0	0	110
16	0	1	4	21	46	31	7	0	0	0	0	0	110
17	2	5	11	15	44	30	8	1	0	0	0	0	116
18	0	1	1	14	50	40	7	4	1	0	0	0	118
19	0	1	4	8	44	28	14	2	0	0	0	0	101
20	2	0	1	7	40	28	2	0	0	0	0	0	80
21	0	0	1	6	20	14	6	0	0	0	0	0	47
22	0	0	0	6	13	9	3	1	0	0	0	0	32
23	0	0	1	1	5	3	2	1	0	0	0	0	13
24	0	0	0	0	3	1	0	0	0	0	0	0	4
7-19	14	33	55	180	562	347	63	10	1	0	0	0	1265
6-22	16	33	59	201	643	403	77	11	1	0	0	0	1444
6-24	16	33	60	202	651	407	79	12	1	0	0	0	1461
0-24	16	33	62	204	657	417	82	12	1	0	0	0	1484

Channel 2 - Southbound

25/05/2017	Vehicle Speeds (MPH)												TOTAL
Hr Ending	0-10	11-15	16-20	21-25	26-30	31-35	36-40	41-45	46-50	51-60	61-70	71-100	
1	0	0	0	0	1	3	1	1	0	0	0	0	6
2	0	0	0	0	1	1	0	1	1	0	0	0	4
3	0	0	0	0	1	0	0	0	0	0	0	0	1
4	0	0	0	0	0	1	1	0	0	0	0	0	2
5	0	0	0	0	0	3	1	0	1	0	0	0	5
6	0	0	0	0	3	1	4	0	0	1	0	0	9
7	0	0	0	8	17	14	6	1	0	0	0	0	46
8	0	0	0	2	15	39	16	0	0	0	0	0	72
9	0	3	4	7	58	46	10	1	0	0	0	0	129
10	0	0	7	11	37	27	4	1	0	0	0	0	87
11	0	3	2	12	39	27	5	2	0	0	0	0	90
12	1	8	9	10	41	17	3	0	0	0	0	0	89
13	0	1	4	12	48	24	5	0	0	0	0	0	94
14	0	1	8	21	53	15	3	2	0	0	0	0	103
15	0	0	2	19	69	33	4	0	0	0	0	0	127
16	0	1	9	14	64	49	8	2	0	0	0	0	147
17	0	1	4	20	59	48	9	2	0	0	0	0	143
18	0	0	11	13	67	56	11	1	0	0	0	0	159
19	0	0	5	17	67	47	12	0	0	0	0	0	148
20	0	3	5	17	39	36	7	2	0	0	0	0	109
21	0	0	0	5	19	25	6	0	0	0	0	0	55
22	0	1	1	4	20	11	1	1	2	0	0	0	41
23	0	0	1	1	5	7	7	2	0	0	0	0	23
24	0	0	0	1	1	5	4	0	1	1	0	0	13
7-19	1	18	65	158	617	428	90	11	0	0	0	0	1388
6-22	1	22	71	192	712	514	110	15	2	0	0	0	1639
6-24	1	22	72	194	718	526	121	17	3	1	0	0	1675
0-24	1	22	72	194	724	535	128	19	5	2	0	0	1702

Faversham 1, Head Hill Road (South)

Produced by Streetwise Services Ltd.



Channel 1 - Northbound

26/05/2017	Vehicle Speeds (MPH)												TOTAL
Hr Ending	0-10	11-15	16-20	21-25	26-30	31-35	36-40	41-45	46-50	51-60	61-70	71-100	
1	0	0	0	0	0	1	0	1	0	0	0	0	2
2	0	0	0	0	1	0	0	0	0	0	0	0	1
3	0	0	0	0	0	0	1	0	0	0	0	0	1
4	0	0	0	0	0	1	0	0	0	0	0	0	1
5	0	0	0	0	1	2	1	0	0	0	0	0	4
6	1	0	1	2	2	4	0	1	0	0	0	0	11
7	1	0	0	2	7	10	1	0	0	0	0	0	21
8	0	0	3	4	16	13	5	1	0	0	0	0	42
9	0	6	9	14	48	28	7	1	0	0	0	0	113
10	1	0	5	6	30	22	6	0	1	0	0	0	71
11	0	0	10	16	37	24	4	0	0	0	0	0	91
12	0	1	3	11	52	30	5	1	0	0	0	0	103
13	0	0	5	18	50	27	3	0	0	0	0	0	103
14	1	3	1	14	44	35	7	0	0	0	0	0	105
15	0	2	5	24	54	35	5	0	0	0	0	0	125
16	0	16	12	21	63	32	5	0	0	0	0	0	149
17	0	0	2	8	44	38	9	1	0	0	0	0	102
18	0	5	4	13	59	42	7	1	0	0	0	0	131
19	0	0	4	9	54	41	7	3	1	0	0	0	119
20	0	0	1	6	34	38	7	1	0	0	0	0	87
21	2	3	2	9	22	16	5	1	0	0	0	0	60
22	1	0	0	5	9	9	3	1	0	1	0	0	29
23	0	0	0	1	9	7	1	0	0	0	0	0	18
24	0	0	1	0	2	2	0	0	1	0	0	0	6
7-19	2	33	63	158	551	367	70	8	2	0	0	0	1254
6-22	6	36	66	180	623	440	86	11	2	1	0	0	1451
6-24	6	36	67	181	634	449	87	11	3	1	0	0	1475
0-24	7	36	68	183	638	457	89	13	3	1	0	0	1495

Channel 2 - Southbound

26/05/2017	Vehicle Speeds (MPH)												TOTAL
Hr Ending	0-10	11-15	16-20	21-25	26-30	31-35	36-40	41-45	46-50	51-60	61-70	71-100	
1	0	0	0	0	1	1	2	0	0	0	0	0	4
2	0	0	0	1	0	1	1	0	0	0	0	0	3
3	0	0	0	0	0	1	0	0	0	0	0	0	1
4	0	0	0	0	0	0	0	0	0	0	0	0	0
5	0	0	0	0	0	1	2	0	1	0	0	0	4
6	0	0	0	0	2	7	3	0	0	0	0	0	12
7	0	3	3	1	11	9	6	0	0	0	0	0	33
8	0	1	0	3	20	22	22	3	0	0	0	0	71
9	0	1	6	9	49	35	23	3	0	0	0	0	126
10	0	0	6	10	43	40	11	0	0	0	0	0	110
11	0	0	1	9	38	25	8	1	1	0	0	0	83
12	1	5	3	7	43	24	7	4	0	0	0	0	94
13	0	0	3	15	40	26	4	1	0	0	0	0	89
14	0	1	9	29	34	34	2	0	0	0	0	0	109
15	0	0	5	6	59	34	7	0	0	0	0	0	111
16	0	2	10	43	62	37	11	1	0	0	0	0	166
17	0	1	2	12	49	45	14	1	0	0	0	0	124
18	0	0	1	19	42	38	14	2	1	0	0	0	117
19	0	0	3	12	40	38	10	1	0	0	0	0	104
20	0	0	0	4	34	25	6	1	0	0	0	0	70
21	0	0	1	12	42	27	5	1	0	0	0	0	88
22	0	0	0	6	31	23	4	2	0	0	0	0	66
23	0	0	0	3	7	8	6	0	0	0	0	0	24
24	0	0	0	2	5	7	3	1	1	0	0	0	19
7-19	1	11	49	174	519	398	133	17	2	0	0	0	1304
6-22	1	14	53	197	637	482	154	21	2	0	0	0	1561
6-24	1	14	53	202	649	497	163	22	3	0	0	0	1604
0-24	1	14	53	203	652	508	171	22	4	0	0	0	1628

Faversham 1, Head Hill Road (South)

Produced by Streetwise Services Ltd.

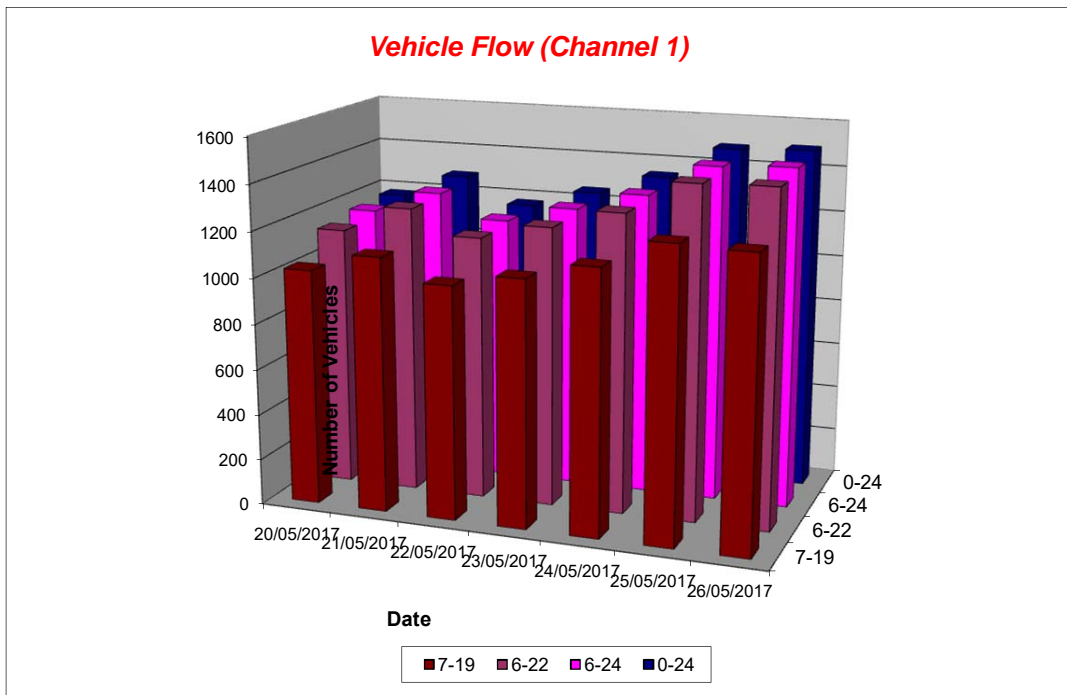


Channel 1 - Northbound

Vehicle Flow

Week 1

Hr Ending	20/05/2017 Saturday	21/05/2017 Sunday	22/05/2017 Monday	23/05/2017 Tuesday	24/05/2017 Wednesday	25/05/2017 Thursday	26/05/2017 Friday	5 Day Ave	7 Day Ave
1	6	8	2	2	4	1	2	2	4
2	0	4	0	1	0	4	1	1	1
3	0	2	0	0	2	2	1	1	1
4	2	2	1	2	0	1	1	1	1
5	1	0	2	0	2	4	4	2	2
6	4	4	4	8	14	11	11	10	8
7	13	11	19	12	23	20	21	19	17
8	21	18	37	47	41	41	42	42	35
9	42	33	107	120	103	112	113	111	90
10	67	59	63	73	71	79	71	71	69
11	84	103	69	77	95	74	91	81	85
12	123	137	88	92	91	133	103	101	110
13	107	157	75	63	111	161	103	103	111
14	110	123	88	89	89	110	105	96	102
15	102	117	95	88	100	110	125	104	105
16	93	124	108	123	131	110	149	124	120
17	110	90	84	104	105	116	102	102	102
18	92	92	113	122	107	118	131	118	111
19	79	58	90	74	101	101	119	97	89
20	54	67	61	73	67	80	87	74	70
21	28	37	34	40	41	47	60	44	41
22	13	29	20	22	26	32	29	26	24
23	14	9	8	14	14	13	18	13	13
24	13	1	5	5	3	4	6	5	5
7-19	1030	1111	1017	1072	1145	1265	1254	1151	1128
6-22	1138	1255	1151	1219	1302	1444	1451	1313	1280
6-24	1165	1265	1164	1238	1319	1461	1475	1331	1298
0-24	1178	1285	1173	1251	1341	1484	1495	1349	1315



Faversham 1, Head Hill Road (South)

Produced by Streetwise Services Ltd.

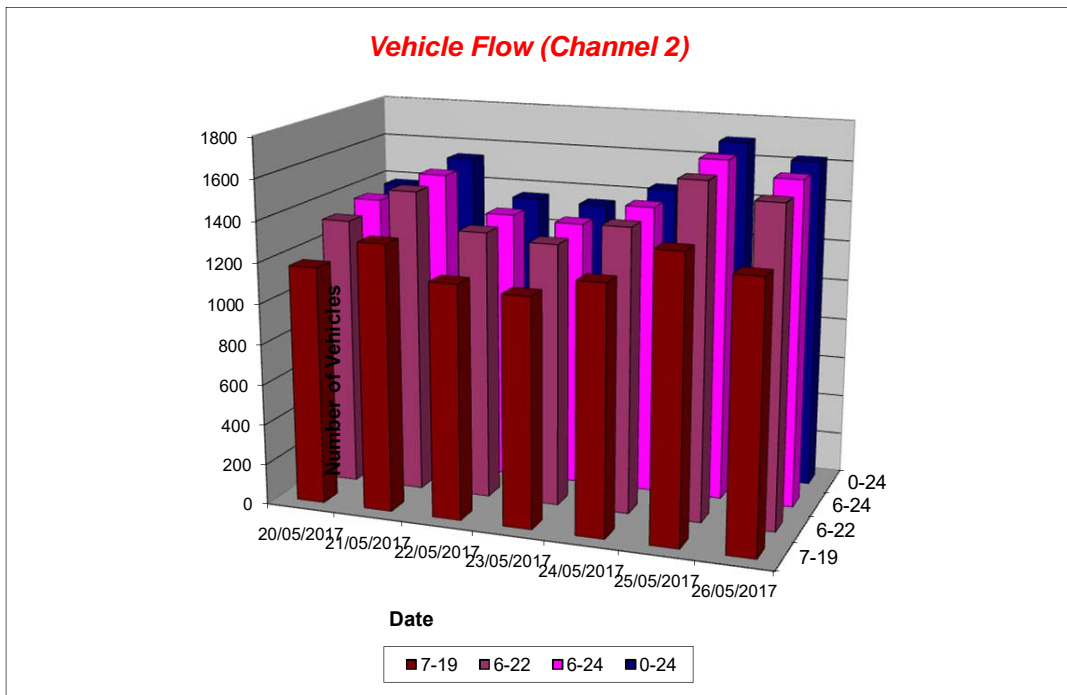


Channel 2 - Southbound

Vehicle Flow

Week 1

Hr Ending	20/05/2017 Saturday	21/05/2017 Sunday	22/05/2017 Monday	23/05/2017 Tuesday	24/05/2017 Wednesday	25/05/2017 Thursday	26/05/2017 Friday	5 Day Ave	7 Day Ave
1	5	5	1	2	0	6	4	3	3
2	1	4	0	3	0	4	3	2	2
3	0	2	0	3	2	1	1	1	1
4	1	0	0	1	0	2	0	1	1
5	2	0	4	6	5	5	4	5	4
6	5	12	11	11	13	9	12	11	10
7	26	19	45	40	46	46	33	42	36
8	36	19	77	67	62	72	71	70	58
9	63	37	124	127	136	129	126	128	106
10	90	67	91	96	95	87	110	96	91
11	117	93	71	92	96	90	83	86	92
12	108	123	85	93	87	89	94	90	97
13	115	111	88	86	97	94	89	91	97
14	105	130	90	77	92	103	109	94	101
15	131	137	88	88	114	127	111	106	114
16	103	157	135	132	145	147	166	145	141
17	122	141	126	116	114	143	124	125	127
18	100	163	91	88	93	159	117	110	116
19	82	135	86	62	86	148	104	97	100
20	54	75	44	46	66	109	70	67	66
21	46	60	47	40	41	55	88	54	54
22	29	28	33	41	29	41	66	42	38
23	19	13	12	15	15	23	24	18	17
24	20	6	6	12	11	13	19	12	12
7-19	1172	1313	1152	1124	1217	1388	1304	1237	1239
6-22	1327	1495	1321	1291	1399	1639	1561	1442	1433
6-24	1366	1514	1339	1318	1425	1675	1604	1472	1463
0-24	1380	1537	1355	1344	1445	1702	1628	1495	1484



Faversham 1, Head Hill Road (South)

Produced by Streetwise Services Ltd.



Channel 1 - Northbound

Average Speed

Week 1

Hr Ending	20/05/2017 Saturday	21/05/2017 Sunday	22/05/2017 Monday	23/05/2017 Tuesday	24/05/2017 Wednesday	25/05/2017 Thursday	26/05/2017 Friday
1	34.7	33.0	30.5	33.0	29.2	33.0	38.0
2	-	30.5	-	33.0	-	28.0	28.0
3	-	33.0	-	-	33.0	30.5	38.0
4	30.5	30.5	33.0	30.5	-	28.0	33.0
5	28.0	-	35.5	-	38.0	34.2	33.0
6	24.8	31.8	22.2	25.1	27.1	29.4	27.3
7	29.5	30.7	30.6	32.6	29.5	29.2	29.3
8	27.8	30.5	28.7	28.7	28.7	28.1	29.9
9	29.1	30.0	29.5	29.2	28.1	28.8	27.8
10	28.4	28.1	29.4	29.0	29.3	27.6	29.2
11	27.9	29.8	29.4	28.9	28.1	28.6	27.8
12	26.6	28.6	28.7	27.0	28.8	24.3	29.1
13	26.0	28.5	28.8	25.8	27.5	27.8	28.2
14	28.7	29.9	29.5	26.4	29.2	28.8	28.9
15	26.2	28.9	30.2	28.1	29.4	29.1	28.2
16	28.3	28.6	29.6	29.1	28.4	28.6	26.3
17	28.3	28.4	29.7	28.8	29.7	27.5	30.3
18	29.1	28.7	31.0	31.5	29.7	30.2	28.9
19	30.5	31.1	30.2	30.2	30.4	30.1	30.1
20	29.1	31.0	30.9	29.7	29.6	28.9	30.7
21	30.7	30.8	29.8	30.2	30.4	29.9	27.8
22	30.7	30.1	31.8	28.9	29.9	29.9	30.4
23	29.8	32.4	29.9	33.7	31.6	30.7	30.2
24	30.3	33.0	35.0	31.0	33.0	29.2	31.3

10-12	27.2	29.1	29.1	27.9	28.4	25.8	28.5
14-16	27.2	28.7	29.9	28.7	28.8	28.9	27.2
0-24	28.2	29.3	29.8	28.9	29.1	28.4	28.8

7 Day Ave 28.9

85th Percentile

Hr Ending	20/05/2017 Saturday	21/05/2017 Sunday	22/05/2017 Monday	23/05/2017 Tuesday	24/05/2017 Wednesday	25/05/2017 Thursday	26/05/2017 Friday
1	38.7	33.3	33.4	38.6	33.5	33.7	43.8
2	-	33.6	-	33.6	-	33.5	28.3
3	-	33.6	-	-	33.2	38.8	38.7
4	33.5	33.3	33.3	33.4	-	28.1	33.3
5	28.6	-	38.9	-	43.5	38.2	38.1
6	33.3	33.3	34.0	33.1	38.3	33.7	33.0
7	33.3	38.8	38.4	38.6	33.6	33.5	33.3
8	33.8	33.8	33.3	33.7	33.5	33.4	38.8
9	33.0	33.6	33.2	33.9	33.2	33.1	33.3
10	33.8	34.0	33.2	33.8	33.9	33.7	33.2
11	33.8	33.9	33.6	33.0	33.7	33.9	33.5
12	33.7	33.2	33.4	33.5	33.5	33.5	33.3
13	33.0	33.7	33.4	33.9	33.4	33.1	33.3
14	33.4	34.0	33.7	33.4	33.1	33.8	33.0
15	33.9	33.2	33.3	33.7	33.8	33.4	33.5
16	33.8	33.5	33.6	33.5	33.5	33.5	33.2
17	33.4	33.1	33.2	33.5	33.8	33.5	33.9
18	34.0	34.0	38.2	38.5	33.6	33.2	33.6
19	33.9	38.7	33.6	33.4	38.8	38.3	33.8
20	33.1	38.0	38.1	33.4	33.0	33.1	33.9
21	38.9	38.6	33.5	38.3	33.2	33.6	33.3
22	38.4	38.1	33.9	33.1	33.1	33.2	38.5
23	33.5	38.1	33.3	48.2	38.1	38.9	33.1
24	33.8	33.8	43.8	44.0	38.3	33.1	48.6

10-12	33.1	33.3	33.4	33.1	33.1	33.4	33.4
14-16	33.6	33.0	33.3	33.4	33.0	33.3	34.0
0-24	33.5	33.3	33.9	33.4	33.5	33.9	33.1

7 Day Ave 33.5

Faversham 1, Head Hill Road (South)

Produced by Streetwise Services Ltd.



Channel 2 - Southbound

Average Speed

Week 1

Hr Ending	20/05/2017 Saturday	21/05/2017 Sunday	22/05/2017 Monday	23/05/2017 Tuesday	24/05/2017 Wednesday	25/05/2017 Thursday	26/05/2017 Friday
1	30.0	31.0	38.0	28.0	-	34.7	34.2
2	43.0	34.2	-	34.7	-	38.0	31.3
3	-	28.0	-	29.7	30.5	28.0	33.0
4	28.0	-	-	38.0	-	35.5	-
5	35.5	-	31.8	35.1	36.5	37.0	39.2
6	37.0	34.7	34.8	33.5	32.6	36.1	33.4
7	30.9	31.7	31.1	31.0	31.0	30.3	28.8
8	30.9	29.8	32.2	30.6	31.7	32.8	32.9
9	29.7	31.0	31.1	30.3	29.4	29.7	30.6
10	28.5	29.6	30.0	29.0	29.4	28.7	29.8
11	28.4	29.8	29.5	29.9	27.8	29.0	30.2
12	26.1	28.3	27.9	26.2	29.7	26.1	28.9
13	27.6	26.9	29.0	27.8	28.4	28.6	28.9
14	27.6	27.7	27.8	27.1	28.7	27.4	27.4
15	28.3	28.7	28.8	27.9	28.0	28.7	29.4
16	28.5	27.9	29.6	27.6	28.1	29.2	27.8
17	28.8	27.7	29.2	30.2	30.5	29.4	30.3
18	29.8	28.5	30.0	29.7	29.5	29.4	30.4
19	31.2	28.9	31.5	29.6	30.0	29.5	30.1
20	30.6	29.7	31.2	30.4	28.9	28.9	30.6
21	29.8	29.0	31.0	32.1	30.4	30.9	29.5
22	28.2	26.8	31.9	29.5	29.9	29.8	30.3
23	35.1	33.0	34.7	33.0	29.3	33.2	31.5
24	34.8	35.5	33.8	31.8	35.7	36.3	32.7
10-12	27.3	28.9	28.7	28.0	28.7	27.6	29.5
14-16	28.4	28.2	29.3	27.8	28.1	29.0	28.5
0-24	28.9	28.6	30.0	29.2	29.4	29.4	29.8

7 Day Ave 29.3

85th Percentile

Hr Ending	20/05/2017 Saturday	21/05/2017 Sunday	22/05/2017 Monday	23/05/2017 Tuesday	24/05/2017 Wednesday	25/05/2017 Thursday	26/05/2017 Friday
1	38.9	33.8	38.8	33.7	-	44.0	38.4
2	43.6	38.5	-	38.0	-	48.8	38.2
3	-	33.4	-	33.4	33.4	28.7	33.9
4	28.3	-	-	38.4	-	38.9	-
5	38.1	-	33.2	55.8	55.8	48.9	48.6
6	48.5	38.5	44.0	44.0	43.5	38.4	38.4
7	38.2	38.2	38.1	38.8	38.1	38.1	38.4
8	39.0	33.6	38.1	38.7	38.5	39.0	38.9
9	33.1	38.5	38.8	33.4	34.0	33.8	38.6
10	33.0	38.7	33.4	33.7	38.6	33.7	33.9
11	33.3	33.9	33.5	33.3	33.9	33.4	33.5
12	33.5	33.4	33.1	33.4	33.7	33.0	33.3
13	33.9	33.3	33.1	33.4	33.4	33.2	33.9
14	33.5	33.3	33.2	33.9	33.7	33.2	33.3
15	33.4	33.2	33.0	33.1	33.1	33.5	33.3
16	33.8	33.5	33.7	33.6	33.8	33.4	33.2
17	33.8	33.2	33.5	33.3	33.7	33.1	33.3
18	33.7	33.6	38.6	33.1	33.5	33.3	38.0
19	38.7	33.4	38.2	33.2	33.2	33.6	33.7
20	34.0	33.9	33.5	38.1	38.2	33.8	33.8
21	33.3	33.5	38.7	38.4	33.3	33.5	33.3
22	33.5	33.2	38.8	34.0	33.8	33.2	33.7
23	43.4	43.7	38.4	38.5	33.1	38.9	38.4
24	43.7	38.7	38.9	38.5	43.5	48.4	38.8
10-12	33.2	33.6	33.7	34.0	33.8	33.3	33.7
14-16	33.4	33.8	33.1	33.2	33.8	33.8	33.4
0-24	33.5	33.2	33.6	33.4	33.3	33.2	33.1

7 Day Ave 33.3

Faversham 1, Head Hill Road (South)

Produced by Streetwise Services Ltd.

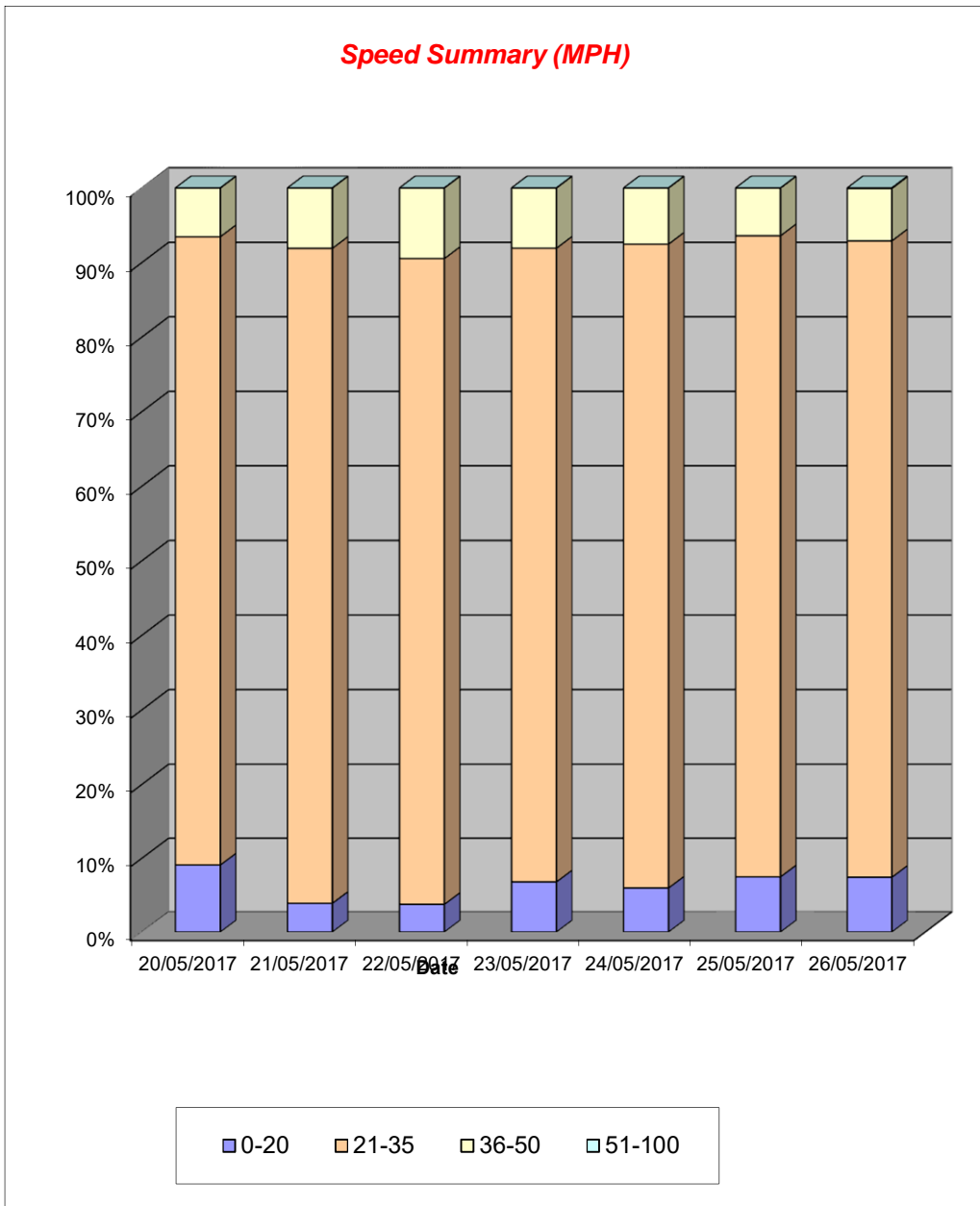


Channel 1 - Northbound

Speed Summary

Week 1

Speed (MPH)	20/05/2017 Saturday	21/05/2017 Sunday	22/05/2017 Monday	23/05/2017 Tuesday	24/05/2017 Wednesday	25/05/2017 Thursday	26/05/2017 Friday
0-20	107	50	44	85	80	111	111
21-35	994	1131	1018	1065	1160	1278	1278
36-50	77	104	111	101	101	95	105
51-100	0	0	0	0	0	0	1
TOTAL	1178	1285	1173	1251	1341	1484	1495



Faversham 1, Head Hill Road (South)

Produced by Streetwise Services Ltd.

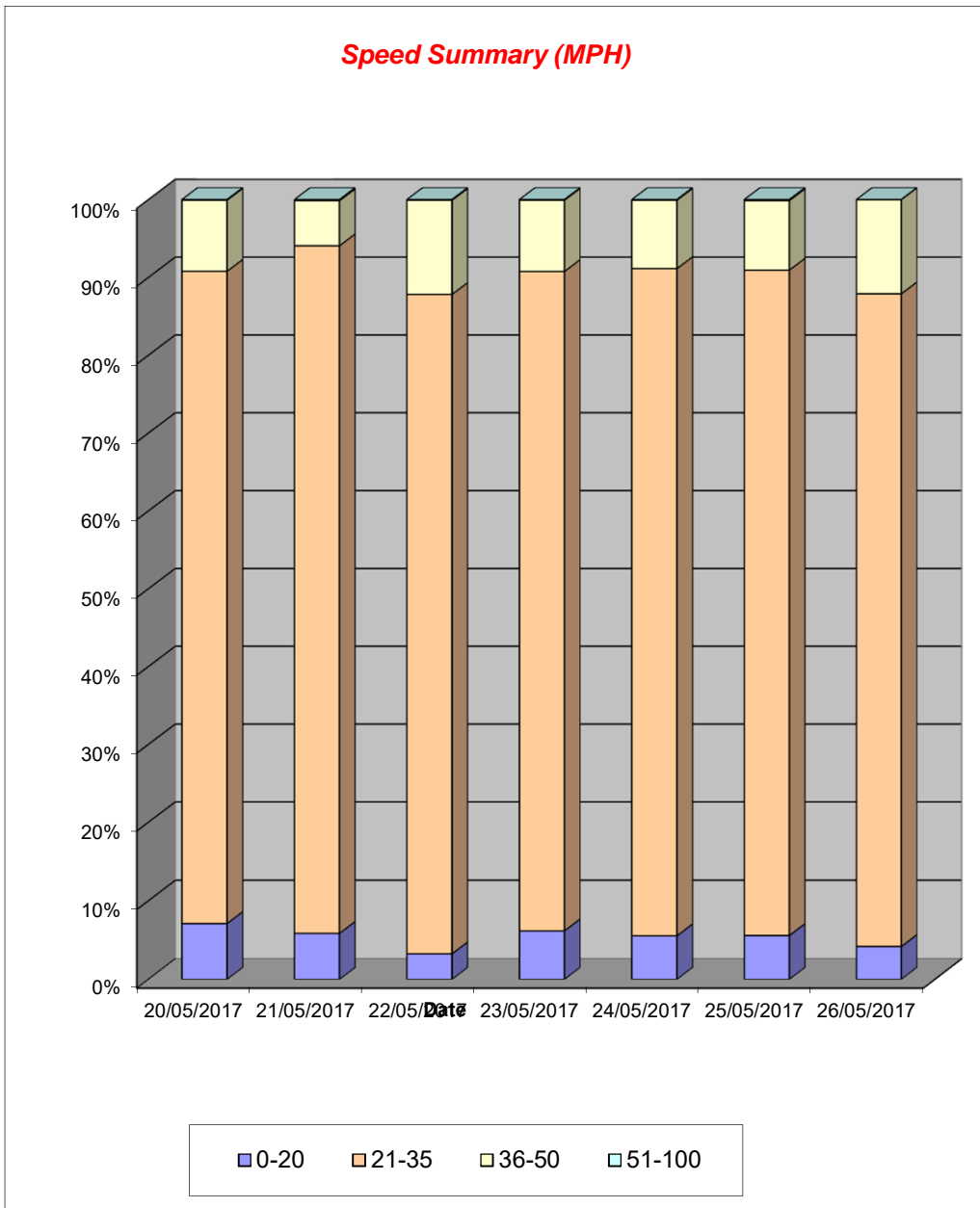


Channel 2 - Southbound

Speed Summary

Week 1

Speed (MPH)	20/05/2017 Saturday	21/05/2017 Sunday	22/05/2017 Monday	23/05/2017 Tuesday	24/05/2017 Wednesday	25/05/2017 Thursday	26/05/2017 Friday
0-20	98	90	44	83	80	95	68
21-35	1155	1356	1146	1137	1237	1453	1363
36-50	126	89	164	123	127	152	197
51-100	1	2	1	1	1	2	0
TOTAL	1380	1537	1355	1344	1445	1702	1628



Faversham 1, Head Hill Road (South)

Produced by Streetwise Services Ltd.



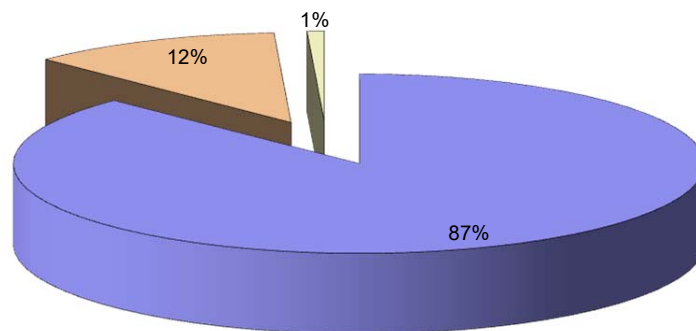
Channel 1 - Northbound

Vehicle Class

Week 1

Classes Day / Time	Car / LGV / Caravan - 1	OGV1 / Bus - 2,3,5,6,7,12	OGV2 - 4,8,9,10,11,13	TOTAL - 1-13
20/05/2017				
7-19	916	100	14	1030
6-22	1013	111	14	1138
6-24	1038	113	14	1165
0-24	1047	117	14	1178
21/05/2017				
7-19	1038	58	15	1111
6-22	1170	70	15	1255
6-24	1180	70	15	1265
0-24	1197	73	15	1285
22/05/2017				
7-19	876	136	5	1017
6-22	999	147	5	1151
6-24	1012	147	5	1164
0-24	1021	147	5	1173
23/05/2017				
7-19	874	189	9	1072
6-22	1011	199	9	1219
6-24	1029	199	10	1238
0-24	1042	199	10	1251
24/05/2017				
7-19	974	160	11	1145
6-22	1110	180	12	1302
6-24	1127	180	12	1319
0-24	1144	184	13	1341
25/05/2017				
7-19	1086	172	7	1265
6-22	1246	191	7	1444
6-24	1263	191	7	1461
0-24	1283	194	7	1484
26/05/2017				
7-19	1095	150	9	1254
6-22	1276	166	9	1451
6-24	1297	169	9	1475
0-24	1316	170	9	1495
Average				
7-19	980	138	10	1128
6-22	1118	152	10	1280
6-24	1135	153	10	1298
0-24	1150	155	10	1315

Total Vehicle Class Distribution



Faversham 1, Head Hill Road (South)

Produced by Streetwise Services Ltd.



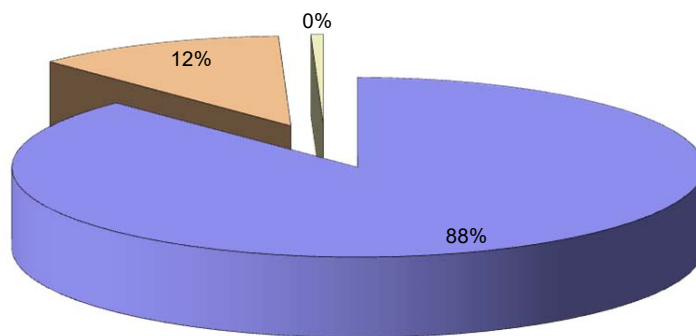
Channel 2 - Southbound

Vehicle Class

Week 1

Classes Day / Time	Car / LGV / Caravan - 1	OGV1 / Bus - 2,3,5,6,7,12	OGV2 - 4,8,9,10,11,13	TOTAL - 1-13
20/05/2017				
7-19	1069	95	8	1172
6-22	1202	117	8	1327
6-24	1241	117	8	1366
0-24	1253	119	8	1380
21/05/2017				
7-19	1219	82	12	1313
6-22	1387	96	12	1495
6-24	1404	98	12	1514
0-24	1424	101	12	1537
22/05/2017				
7-19	994	153	5	1152
6-22	1142	173	6	1321
6-24	1158	175	6	1339
0-24	1173	176	6	1355
23/05/2017				
7-19	930	189	5	1124
6-22	1077	209	5	1291
6-24	1099	213	6	1318
0-24	1120	218	6	1344
24/05/2017				
7-19	1038	171	8	1217
6-22	1189	200	10	1399
6-24	1214	200	11	1425
0-24	1232	202	11	1445
25/05/2017				
7-19	1209	170	9	1388
6-22	1424	205	10	1639
6-24	1457	208	10	1675
0-24	1479	213	10	1702
26/05/2017				
7-19	1136	162	6	1304
6-22	1371	184	6	1561
6-24	1410	188	6	1604
0-24	1431	190	7	1628
Average				
7-19	1085	146	8	1239
6-22	1256	169	8	1433
6-24	1283	171	8	1463
0-24	1302	174	9	1484

Total Vehicle Class Distribution



CT 5 days Two way

Average				
0-24	2448	379	17	2844

Faversham 1, Head Hill Road (South)

Produced by Streetwise Services Ltd.



Channel 1 - Northbound

	20/05/2017 Saturday	21/05/2017 Sunday	22/05/2017 Monday	23/05/2017 Tuesday	24/05/2017 Wednesday	25/05/2017 Thursday	26/05/2017 Friday	5-DAY MEAN	7-DAY MEAN
0000-2400 Vehicle Flow	1178	1285	1173	1251	1341	1484	1495	1349	1315
Mean Speed	28.2	29.3	29.8	28.9	29.1	28.4	28.8	29.0	28.9
85%ile Speed	33.5	33.3	33.9	33.4	33.5	33.9	33.1	33.6	33.5
No. Vehicles > 30 MPH Limit	381	496	523	480	521	512	563	520	497
% Vehicles > 30 MPH Limit	32.3	38.6	44.6	38.4	38.9	34.5	37.7	38.8	37.8
No. Vehicles > 45 MPH	2	1	3	3	2	1	4	3	2
% Vehicles > 45 MPH	0.2	0.1	0.3	0.2	0.1	0.1	0.3	0.2	0.2

Channel 2 - Southbound

	20/05/2017 Saturday	21/05/2017 Sunday	22/05/2017 Monday	23/05/2017 Tuesday	24/05/2017 Wednesday	25/05/2017 Thursday	26/05/2017 Friday	5-DAY MEAN	7-DAY MEAN
0000-2400 Vehicle Flow	1380	1537	1355	1344	1445	1702	1628	1495	1484
Mean Speed	28.9	28.6	30.0	29.2	29.4	29.4	29.8	29.6	29.3
85%ile Speed	33.5	33.2	33.6	33.4	33.3	33.2	33.1	33.3	33.3
No. Vehicles > 30 MPH Limit	511	504	637	533	601	689	705	633	597
% Vehicles > 30 MPH Limit	37.0	32.8	47.0	39.7	41.6	40.5	43.3	42.4	40.3
No. Vehicles > 45 MPH	7	5	3	2	4	7	4	4	5
% Vehicles > 45 MPH	0.5	0.3	0.2	0.1	0.3	0.4	0.2	0.3	0.3

Channels 1+2 - Northbound & Southbound

	20/05/2017 Saturday	21/05/2017 Sunday	22/05/2017 Monday	23/05/2017 Tuesday	24/05/2017 Wednesday	25/05/2017 Thursday	26/05/2017 Friday	5-DAY MEAN	7-DAY MEAN
0000-2400 Vehicle Flow	2558	2822	2528	2595	2786	3186	3123	2844	2800
Mean Speed	28.6	29.0	29.9	29.1	29.3	28.9	29.3	29.3	29.1
85%ile Speed	33.5	33.3	33.8	33.4	33.4	33.6	33.1	33.4	33.4
No. Vehicles > 30 MPH Limit	892	1000	1160	1013	1122	1201	1268	1153	1094
% Vehicles > 30 MPH Limit	34.9	35.4	45.9	39.0	40.3	37.7	40.6	40.7	39.1
No. Vehicles > 45 MPH	9	6	6	5	6	8	8	7	7
% Vehicles > 45 MPH	0.4	0.2	0.2	0.2	0.2	0.3	0.3	0.2	0.2

Faversham 1, Head Hill Road (South)

Produced by Streetwise Services Ltd.



Channel 1 - Northbound

	20/05/2017 Saturday	21/05/2017 Sunday	22/05/2017 Monday	23/05/2017 Tuesday	24/05/2017 Wednesday	25/05/2017 Thursday	26/05/2017 Friday	5-DAY MEAN	7-DAY MEAN
Vehicle Flow	913	1052	832	858	985	1097	1107	976	978
Mean Speed	28.9	30.5	30.3	29.6	30.1	29.3	30.2	29.9	29.9
85%ile Speed	34.1	35.1	34.9	35.7	35.1	34.2	35.1	35.0	34.9
No. Vehicles > 30 MPH Limit	291	404	369	309	377	370	410	367	361
% Vehicles > 30 MPH Limit	31.9	38.4	44.4	36.0	38.3	33.7	37.0	37.9	37.1
No. Vehicles > 45 MPH	1	1	1	3	1	0	4	2	2
% Vehicles > 45 MPH	0.1	0.1	0.1	0.3	0.1	0.0	0.4	0.2	0.2

Channel 2 - Southbound

	20/05/2017 Saturday	21/05/2017 Sunday	22/05/2017 Monday	23/05/2017 Tuesday	24/05/2017 Wednesday	25/05/2017 Thursday	26/05/2017 Friday	5-DAY MEAN	7-DAY MEAN
Vehicle Flow	1059	1177	937	946	1040	1199	1190	1062	1078
Mean Speed	31.0	30.1	31.3	30.6	30.3	31.3	30.9	30.9	30.8
85%ile Speed	36.7	35.5	36.1	36.9	36.8	37.0	35.9	36.5	36.4
No. Vehicles > 30 MPH Limit	390	409	423	346	407	450	482	422	415
% Vehicles > 30 MPH Limit	36.8	34.7	45.1	36.6	39.1	37.5	40.5	39.8	38.6
No. Vehicles > 45 MPH	6	3	3	2	4	7	3	4	4
% Vehicles > 45 MPH	0.6	0.3	0.3	0.2	0.4	0.6	0.3	0.4	0.4

Channels 1+2 - Northbound & Southbound

	20/05/2017 Saturday	21/05/2017 Sunday	22/05/2017 Monday	23/05/2017 Tuesday	24/05/2017 Wednesday	25/05/2017 Thursday	26/05/2017 Friday	5-DAY MEAN	7-DAY MEAN
Vehicle Flow	1972	2229	1769	1804	2025	2296	2297	2038	2056
Mean Speed	30.0	30.3	30.8	30.1	30.2	30.3	30.6	30.4	30.3
85%ile Speed	35.4	35.3	35.5	36.3	36.0	35.6	35.5	35.8	35.6
No. Vehicles > 30 MPH Limit	681	813	792	655	784	820	892	789	777
% Vehicles > 30 MPH Limit	34.5	36.5	44.8	36.3	38.7	35.7	38.8	38.9	37.9
No. Vehicles > 45 MPH	7	4	4	5	5	7	7	6	6
% Vehicles > 45 MPH	0.4	0.2	0.2	0.3	0.2	0.3	0.3	0.3	0.3

Note: All figures are based on data from the hours 0000-0700, 0900-1600 & 1800-2400.

Faversham 2, Head Hill Road (North)

Produced by Streetwise Services Ltd.



Channel 1 - Northbound

20/05/2017	Vehicle Classes													TOTAL
Hr Ending	1	2	3	4	5	6	7	8	9	10	11	12	13	
1	5	0	0	0	1	0	0	0	0	0	0	0	0	6
2	0	0	0	0	0	0	0	0	0	0	0	0	0	0
3	0	0	0	0	0	0	0	0	0	0	0	0	0	0
4	1	2	0	0	0	0	0	0	0	0	0	0	0	3
5	0	0	0	0	0	0	0	0	0	0	0	0	0	0
6	0	1	0	0	0	0	0	0	0	0	0	0	0	1
7	5	1	0	0	0	0	0	0	0	0	0	1	0	7
8	14	0	0	0	0	0	0	0	0	0	0	1	0	15
9	23	7	0	0	1	0	0	0	0	0	0	0	0	31
10	38	5	0	0	1	0	0	0	0	0	0	0	0	44
11	61	4	0	0	0	0	0	0	0	0	0	0	0	65
12	90	5	0	1	0	0	0	0	1	0	0	1	0	98
13	84	6	0	0	1	0	1	0	0	0	0	0	0	92
14	82	4	0	0	0	0	1	0	0	0	0	0	0	87
15	83	3	0	0	0	0	1	0	0	0	0	0	0	87
16	78	2	0	1	0	0	0	0	0	0	0	0	0	81
17	81	5	0	1	0	0	0	0	0	0	0	0	0	87
18	73	8	0	1	0	0	0	0	0	0	0	0	0	82
19	59	4	0	0	0	0	0	0	0	0	0	0	0	63
20	46	0	0	0	0	0	0	0	0	0	0	0	0	46
21	22	3	0	0	0	0	0	0	0	0	0	0	0	25
22	9	0	0	0	0	0	0	0	0	0	0	0	0	9
23	14	0	0	0	0	0	0	0	0	0	0	0	0	14
24	10	2	0	0	0	0	0	0	0	0	0	0	0	12

7-19	766	53	0	4	3	0	3	0	1	0	0	2	0	832
6-22	848	57	0	4	3	0	3	0	1	0	0	3	0	919
6-24	872	59	0	4	3	0	3	0	1	0	0	3	0	945
0-24	878	62	0	4	4	0	3	0	1	0	0	3	0	955

Channel 2 - Southbound

20/05/2017	Vehicle Classes													TOTAL
Hr Ending	1	2	3	4	5	6	7	8	9	10	11	12	13	
1	3	0	0	0	0	0	1	0	0	0	0	0	0	4
2	1	0	0	0	0	0	0	0	0	0	0	0	0	1
3	0	0	0	0	0	0	0	0	0	0	0	0	0	0
4	1	1	0	0	0	0	0	0	0	0	0	0	0	2
5	1	0	0	0	0	0	0	0	0	0	0	0	0	1
6	5	0	0	0	0	0	0	0	0	0	0	0	0	5
7	12	5	0	0	0	0	0	0	0	0	0	1	0	18
8	28	1	0	0	0	0	0	0	0	0	0	1	0	30
9	38	3	0	0	0	0	0	0	0	0	0	0	0	41
10	66	7	0	2	0	0	0	0	0	0	0	0	0	75
11	94	8	0	1	0	0	0	0	0	0	0	0	0	103
12	88	0	0	0	0	0	0	0	0	0	0	1	0	89
13	91	6	1	0	0	0	0	0	0	0	0	0	0	98
14	94	5	0	1	1	0	0	0	0	0	0	0	0	101
15	101	5	0	1	0	0	0	0	0	0	0	1	0	108
16	88	4	0	1	1	0	0	0	0	0	0	0	0	94
17	103	3	0	0	0	0	0	0	0	0	0	0	0	106
18	89	4	0	0	0	0	0	0	0	0	0	0	0	93
19	69	4	0	0	0	0	0	0	0	0	0	0	0	73
20	43	2	0	0	0	0	0	0	0	0	0	0	0	45
21	38	3	0	0	0	0	0	0	0	0	0	0	0	41
22	23	2	0	0	0	0	0	0	0	0	0	0	0	25
23	19	0	0	0	0	0	0	0	0	0	0	0	0	19
24	17	1	0	0	0	0	0	0	0	0	0	0	0	18

7-19	949	50	1	6	2	0	0	0	0	0	0	3	0	1011
6-22	1065	62	1	6	2	0	0	0	0	0	0	4	0	1140
6-24	1101	63	1	6	2	0	0	0	0	0	0	4	0	1177
0-24	1112	64	1	6	2	0	1	0	0	0	0	4	0	1190

Faversham 2, Head Hill Road (North)

Produced by Streetwise Services Ltd.



Channel 1 - Northbound

21/05/2017	Vehicle Classes													TOTAL
Hr Ending	1	2	3	4	5	6	7	8	9	10	11	12	13	
1	7	1	0	0	0	0	0	0	0	0	0	0	0	8
2	4	0	0	0	0	0	0	0	0	0	0	0	0	4
3	2	0	0	0	0	0	0	0	0	0	0	0	0	2
4	1	1	0	0	0	0	0	0	0	0	0	0	0	2
5	0	0	0	0	0	0	0	0	0	0	0	0	0	0
6	3	0	0	0	0	0	0	0	0	0	0	0	0	3
7	7	2	0	0	0	0	0	0	0	0	0	0	0	9
8	13	1	0	0	0	0	0	0	0	0	0	0	0	14
9	19	4	0	1	0	0	0	0	0	0	0	1	0	25
10	43	4	0	0	0	0	0	0	0	0	0	0	0	47
11	85	6	0	2	0	0	0	0	0	0	0	1	0	94
12	106	3	0	3	0	0	0	1	0	0	0	0	0	113
13	132	5	0	0	0	0	0	0	0	0	0	0	0	137
14	102	4	0	0	0	0	0	0	0	0	0	1	0	107
15	102	3	0	2	0	0	0	0	0	0	0	0	0	107
16	116	2	0	0	0	0	0	0	0	0	0	0	0	118
17	73	3	0	1	0	0	0	0	0	0	0	0	0	77
18	66	5	0	0	0	0	0	0	0	0	0	0	0	71
19	50	3	0	0	0	0	0	0	0	0	0	0	0	53
20	60	4	0	0	0	0	0	0	0	0	0	0	0	64
21	26	2	0	0	0	0	0	0	0	0	0	0	0	28
22	20	3	0	0	0	0	0	0	0	0	0	0	0	23
23	8	1	0	0	0	0	0	0	0	0	0	0	0	9
24	1	0	0	0	0	0	0	0	0	0	0	0	0	1

7-19	907	43	0	9	0	0	0	1	0	0	0	3	0	963
6-22	1020	54	0	9	0	0	0	1	0	0	0	3	0	1087
6-24	1029	55	0	9	0	0	0	1	0	0	0	3	0	1097
0-24	1046	57	0	9	0	0	0	1	0	0	0	3	0	1116

Channel 2 - Southbound

21/05/2017	Vehicle Classes													TOTAL
Hr Ending	1	2	3	4	5	6	7	8	9	10	11	12	13	
1	4	1	0	0	0	0	0	0	0	0	0	0	0	5
2	4	0	0	0	0	0	0	0	0	0	0	0	0	4
3	2	0	0	0	0	0	0	0	0	0	0	0	0	2
4	0	0	0	0	0	0	0	0	0	0	0	0	0	0
5	0	0	0	0	0	0	0	0	0	0	0	0	0	0
6	9	0	0	0	0	0	0	0	0	0	0	0	0	9
7	11	1	0	0	0	0	0	0	0	0	0	0	0	12
8	10	3	0	0	0	0	0	0	0	0	0	0	0	13
9	29	2	0	1	0	0	0	0	0	0	0	0	0	32
10	52	3	0	1	0	0	0	0	0	0	0	1	0	57
11	68	6	0	0	0	0	0	0	0	0	0	0	0	74
12	107	5	0	0	0	0	0	0	0	0	0	0	0	112
13	99	4	0	3	0	0	0	1	0	0	0	1	0	108
14	118	4	0	0	0	0	0	0	0	0	0	0	0	122
15	115	2	0	1	0	0	0	0	0	0	0	0	0	118
16	138	1	0	3	0	0	0	1	0	0	0	1	0	144
17	125	5	0	3	0	0	0	0	0	0	0	1	0	134
18	155	6	0	0	0	0	0	0	0	0	0	0	0	161
19	116	5	0	1	0	0	0	0	0	0	0	0	0	122
20	62	3	0	1	0	0	0	0	0	0	0	0	0	66
21	52	0	0	0	0	0	0	0	0	0	0	0	0	52
22	20	2	0	0	0	0	0	0	0	0	0	0	0	22
23	11	1	0	0	0	0	0	0	0	0	0	0	0	12
24	3	1	0	0	0	0	0	0	0	0	0	0	0	4

7-19	1132	46	0	13	0	0	0	2	0	0	0	4	0	1197
6-22	1277	52	0	14	0	0	0	2	0	0	0	4	0	1349
6-24	1291	54	0	14	0	0	0	2	0	0	0	4	0	1365
0-24	1310	55	0	14	0	0	0	2	0	0	0	4	0	1385

Faversham 2, Head Hill Road (North)

Produced by Streetwise Services Ltd.



Channel 1 - Northbound

22/05/2017	Vehicle Classes													TOTAL
Hr Ending	1	2	3	4	5	6	7	8	9	10	11	12	13	
1	2	0	0	0	0	0	0	0	0	0	0	0	0	2
2	0	0	0	0	0	0	0	0	0	0	0	0	0	0
3	0	0	0	0	0	0	0	0	0	0	0	0	0	0
4	1	0	0	0	0	0	0	0	0	0	0	0	0	1
5	2	0	0	0	0	0	0	0	0	0	0	0	0	2
6	0	0	0	0	0	0	0	0	0	0	0	0	0	0
7	11	3	0	0	0	0	0	0	0	0	0	0	0	14
8	23	3	0	0	0	0	0	0	0	0	0	1	0	27
9	79	5	0	0	0	0	0	0	0	0	0	0	0	84
10	47	5	0	0	0	0	0	0	0	0	0	1	0	53
11	52	7	0	0	0	0	0	1	0	0	0	0	0	60
12	54	11	0	0	0	0	1	1	0	0	0	0	0	67
13	54	9	0	0	0	0	0	0	0	0	0	0	0	63
14	65	8	0	0	0	0	0	0	0	0	0	0	0	73
15	79	6	0	0	0	0	0	0	0	0	0	1	0	86
16	78	5	0	1	0	0	0	0	0	0	0	0	0	84
17	70	9	0	0	0	0	0	0	0	0	0	1	0	80
18	89	4	0	0	0	0	0	0	0	0	0	0	0	93
19	77	2	0	1	1	0	0	0	0	0	0	0	0	81
20	45	2	0	0	0	0	0	0	0	0	0	0	0	47
21	28	2	0	0	0	0	0	0	0	0	0	0	0	30
22	17	2	0	0	0	0	0	0	0	0	0	0	0	19
23	7	0	0	0	0	0	0	0	0	0	0	0	0	7
24	4	0	0	0	0	0	0	0	0	0	0	0	0	4

7-19	767	74	0	2	1	0	1	2	0	0	0	4	0	851
6-22	868	83	0	2	1	0	1	2	0	0	4	0	0	961
6-24	879	83	0	2	1	0	1	2	0	0	4	0	0	972
0-24	884	83	0	2	1	0	1	2	0	0	4	0	0	977

Channel 2 - Southbound

22/05/2017	Vehicle Classes													TOTAL
Hr Ending	1	2	3	4	5	6	7	8	9	10	11	12	13	
1	1	0	0	0	0	0	0	0	0	0	0	0	0	1
2	0	0	0	0	0	0	0	0	0	0	0	0	0	0
3	0	0	0	0	0	0	0	0	0	0	0	0	0	0
4	0	0	0	0	0	0	0	0	0	0	0	0	0	0
5	4	0	0	0	0	0	0	0	0	0	0	0	0	4
6	7	1	0	0	0	0	0	0	0	0	0	0	0	8
7	27	6	0	0	0	0	0	0	0	0	0	0	0	33
8	62	5	0	0	0	0	1	0	0	0	0	1	0	69
9	102	5	0	0	0	0	0	0	0	0	0	0	0	107
10	71	4	0	0	0	0	0	0	0	0	0	2	0	77
11	51	3	1	0	1	0	0	0	0	0	0	0	0	56
12	60	6	0	0	0	0	0	0	0	0	0	0	0	66
13	73	9	0	0	0	0	0	0	0	0	0	1	0	83
14	68	13	0	1	0	0	0	0	0	0	0	0	0	82
15	71	8	0	0	0	0	0	0	0	0	0	0	0	79
16	110	7	0	0	0	0	0	0	0	0	0	1	0	118
17	99	6	0	0	0	0	0	0	0	0	1	1	0	107
18	75	8	0	0	0	0	0	0	0	0	0	0	0	83
19	68	1	0	0	0	0	0	0	0	0	0	0	0	69
20	39	3	0	0	0	0	0	0	0	0	0	0	0	42
21	42	2	0	1	0	0	0	0	0	0	0	0	0	45
22	26	2	0	0	0	0	0	0	0	0	0	0	0	28
23	8	3	0	0	0	0	0	0	0	0	0	0	0	11
24	6	0	0	0	0	0	0	0	0	0	0	0	0	6

7-19	910	75	1	1	1	0	1	0	0	0	1	6	0	996
6-22	1044	88	1	2	1	0	1	0	0	0	1	6	0	1144
6-24	1058	91	1	2	1	0	1	0	0	0	1	6	0	1161
0-24	1070	92	1	2	1	0	1	0	0	0	1	6	0	1174

Faversham 2, Head Hill Road (North)

Produced by Streetwise Services Ltd.



Channel 1 - Northbound

23/05/2017	Vehicle Classes													TOTAL
Hr Ending	1	2	3	4	5	6	7	8	9	10	11	12	13	
1	3	0	0	0	0	0	0	0	0	0	0	0	0	3
2	1	0	0	0	0	0	0	0	0	0	0	0	0	1
3	0	0	0	0	0	0	0	0	0	0	0	0	0	0
4	2	1	0	0	0	0	0	0	0	0	0	0	0	3
5	0	0	0	0	0	0	0	0	0	0	0	0	0	0
6	4	0	0	0	0	0	0	0	0	0	0	0	0	4
7	6	2	0	0	0	0	0	0	0	0	0	0	0	8
8	24	8	0	0	0	0	0	0	0	0	0	2	0	34
9	90	9	0	0	0	0	0	0	0	0	0	0	0	99
10	57	11	0	0	0	0	0	0	0	0	0	1	0	69
11	52	8	1	0	0	0	0	0	0	0	0	0	0	61
12	61	13	0	0	1	0	0	0	0	0	0	2	0	77
13	44	8	0	0	0	0	0	0	0	0	0	0	0	52
14	73	8	1	0	0	0	0	0	0	0	0	0	0	82
15	74	7	0	0	0	0	0	0	0	0	0	0	0	81
16	91	14	0	0	0	0	0	1	0	0	0	1	0	107
17	75	12	0	0	0	0	0	0	0	0	0	0	0	87
18	94	12	0	0	0	0	0	0	0	0	0	1	0	107
19	55	4	0	0	0	0	0	0	0	0	0	1	0	60
20	59	3	0	0	0	0	0	0	0	0	0	1	0	63
21	29	1	0	0	0	0	0	0	0	0	0	0	0	30
22	20	1	0	0	0	0	0	0	0	0	0	0	0	21
23	12	0	0	0	0	0	0	0	0	0	0	0	0	12
24	5	0	0	0	0	0	0	0	0	0	0	0	0	5

7-19	790	114	2	0	1	0	0	1	0	0	0	8	0	916
6-22	904	121	2	0	1	0	0	1	0	0	0	9	0	1038
6-24	921	121	2	0	1	0	0	1	0	0	0	9	0	1055
0-24	931	122	2	0	1	0	0	1	0	0	0	9	0	1066

Channel 2 - Southbound

23/05/2017	Vehicle Classes													TOTAL
Hr Ending	1	2	3	4	5	6	7	8	9	10	11	12	13	
1	2	0	0	0	0	0	0	0	0	0	0	0	0	2
2	3	0	0	0	0	0	0	0	0	0	0	0	0	3
3	2	1	0	0	0	0	0	0	0	0	0	0	0	3
4	1	1	0	0	0	0	0	0	0	0	0	0	0	2
5	4	0	0	0	1	0	0	0	0	0	0	0	0	5
6	7	2	0	0	0	0	0	0	0	0	0	1	0	10
7	24	7	0	0	0	0	0	0	0	0	0	0	0	31
8	51	3	0	0	0	0	1	0	0	0	0	1	0	56
9	108	8	1	0	0	0	0	0	0	0	0	1	0	118
10	72	8	1	0	0	0	0	0	0	0	0	2	0	83
11	64	12	0	0	0	0	0	0	0	0	0	1	0	77
12	70	6	0	1	0	0	0	0	0	0	0	2	0	79
13	67	11	0	0	0	0	0	0	0	0	0	2	0	80
14	66	6	1	1	0	0	0	0	0	0	0	0	0	74
15	65	11	0	0	0	0	0	0	0	0	0	0	0	76
16	98	8	0	0	0	0	0	0	0	0	0	1	0	107
17	106	7	0	0	1	0	0	1	0	0	0	0	0	115
18	68	8	0	0	0	0	0	0	0	0	0	1	0	77
19	45	1	0	2	0	0	0	0	0	0	0	2	0	50
20	35	1	0	0	0	0	0	0	0	0	0	0	0	36
21	35	0	0	0	0	0	0	0	0	0	0	0	0	35
22	33	2	0	0	0	0	0	0	0	0	0	0	0	35
23	12	1	0	0	0	0	0	0	0	0	0	0	0	13
24	7	0	0	0	0	0	0	0	0	0	0	0	0	7

7-19	880	89	3	4	1	0	1	1	0	0	0	13	0	992
6-22	1007	99	3	4	1	0	1	1	0	0	0	13	0	1129
6-24	1026	100	3	4	1	0	1	1	0	0	0	13	0	1149
0-24	1045	104	3	4	2	0	1	1	0	0	0	14	0	1174

Faversham 2, Head Hill Road (North)

Produced by Streetwise Services Ltd.



Channel 1 - Northbound

24/05/2017	Vehicle Classes													TOTAL
Hr Ending	1	2	3	4	5	6	7	8	9	10	11	12	13	
1	2	0	0	0	0	0	0	0	0	0	0	0	0	2
2	0	0	0	0	0	0	0	0	0	0	0	0	0	0
3	1	1	0	0	0	0	0	0	0	0	0	0	0	2
4	0	0	0	0	0	0	0	0	0	0	0	0	0	0
5	2	0	0	0	0	0	0	0	0	0	0	0	0	2
6	7	0	1	1	0	0	0	0	0	0	0	1	0	10
7	9	5	0	0	0	0	2	0	0	0	0	2	0	18
8	29	6	0	0	0	0	0	0	0	0	0	0	0	35
9	81	10	0	0	0	0	0	1	0	0	0	0	0	92
10	43	9	0	0	1	0	0	0	0	0	0	1	0	54
11	66	9	0	0	0	0	0	0	0	0	1	0	0	76
12	70	3	0	3	0	0	0	0	0	0	0	0	0	76
13	84	5	0	0	0	0	0	0	0	0	0	2	0	91
14	69	9	0	1	0	0	0	0	0	0	0	0	0	79
15	76	5	0	0	0	0	0	0	0	0	0	2	0	83
16	96	10	0	0	0	0	0	0	0	0	0	5	0	111
17	88	9	0	0	0	0	0	0	0	0	0	0	0	97
18	78	10	0	0	0	0	0	0	0	0	0	1	0	89
19	82	1	0	0	0	0	0	0	0	0	0	1	0	84
20	46	5	0	0	0	0	0	0	0	0	0	1	0	52
21	34	3	0	0	0	0	0	0	0	0	0	0	0	37
22	17	0	0	0	0	0	0	0	0	0	0	0	0	17
23	16	0	0	0	0	0	0	0	0	0	0	0	0	16
24	3	0	0	0	0	0	0	0	0	0	0	0	0	3

7-19	862	86	0	4	1	0	0	1	0	0	1	12	0	967
6-22	968	99	0	4	1	0	2	1	0	0	1	15	0	1091
6-24	987	99	0	4	1	0	2	1	0	0	1	15	0	1110
0-24	999	100	1	5	1	0	2	1	0	0	1	16	0	1126

Channel 2 - Southbound

24/05/2017	Vehicle Classes													TOTAL
Hr Ending	1	2	3	4	5	6	7	8	9	10	11	12	13	
1	0	0	0	0	0	0	0	0	0	0	0	0	0	0
2	0	0	0	0	0	0	0	0	0	0	0	0	0	0
3	2	0	0	0	0	0	0	0	0	0	0	0	0	2
4	0	0	0	0	0	0	0	0	0	0	0	0	0	0
5	5	0	0	0	0	0	0	0	0	0	0	0	0	5
6	10	0	1	0	0	0	0	0	0	0	0	1	0	12
7	23	8	0	1	0	0	0	0	0	0	0	2	0	34
8	53	7	0	0	0	0	0	0	0	0	0	0	0	60
9	107	9	0	0	0	0	0	0	0	0	0	1	0	117
10	74	7	0	0	0	0	1	0	0	0	0	1	0	83
11	70	7	0	0	0	0	0	0	0	0	1	1	0	79
12	58	7	1	0	0	0	0	0	0	0	0	1	0	67
13	67	10	0	3	0	0	0	0	1	0	0	1	0	82
14	71	10	0	1	0	0	0	0	0	0	0	1	0	83
15	95	7	0	2	1	0	0	0	0	0	0	1	0	106
16	120	13	0	0	0	0	0	0	0	0	0	2	0	135
17	97	7	0	0	0	0	0	0	0	0	0	2	0	106
18	65	7	0	0	0	0	1	0	0	0	0	1	0	74
19	64	2	0	0	0	0	0	0	0	0	0	1	0	67
20	58	4	0	0	0	0	0	0	0	0	0	0	0	62
21	34	2	0	1	0	0	0	0	0	0	0	0	0	37
22	26	0	0	0	0	0	0	0	0	0	0	0	0	26
23	9	0	0	0	0	0	0	0	0	0	0	0	0	9
24	9	0	0	0	0	0	0	0	0	0	0	0	0	9

7-19	941	93	1	6	1	0	2	0	1	0	1	13	0	1059
6-22	1082	107	1	8	1	0	2	0	1	0	1	15	0	1218
6-24	1100	107	1	8	1	0	2	0	1	0	1	15	0	1236
0-24	1117	107	2	8	1	0	2	0	1	0	1	16	0	1255

Faversham 2, Head Hill Road (North)

Produced by Streetwise Services Ltd.



Channel 1 - Northbound

25/05/2017	Vehicle Classes													TOTAL
Hr Ending	1	2	3	4	5	6	7	8	9	10	11	12	13	
1	1	0	0	0	0	0	0	0	0	0	0	0	0	1
2	3	1	0	0	0	0	0	0	0	0	0	0	0	4
3	2	0	0	0	0	0	0	0	0	0	0	0	0	2
4	0	1	0	0	0	0	0	0	0	0	0	0	0	1
5	4	0	0	0	0	0	0	0	0	0	0	0	0	4
6	6	0	0	0	0	0	0	0	0	0	0	1	0	7
7	11	3	0	0	1	0	0	0	0	0	0	0	0	15
8	29	5	0	0	0	0	0	0	0	0	1	1	0	36
9	84	12	0	0	0	0	0	0	0	0	0	0	0	96
10	59	5	0	0	1	0	0	0	1	0	0	1	0	67
11	52	9	0	0	0	0	0	0	0	0	0	2	0	63
12	109	9	1	0	0	0	0	0	0	0	0	2	0	121
13	126	12	1	0	0	0	0	0	0	0	0	3	0	142
14	83	12	0	0	0	0	0	0	0	0	0	0	0	95
15	84	10	0	0	0	0	0	0	0	0	0	2	0	96
16	88	10	0	0	0	0	0	0	0	0	0	1	0	99
17	96	9	0	0	0	0	0	0	0	0	0	0	0	105
18	89	8	0	0	0	0	0	0	0	0	0	1	0	98
19	83	8	0	0	0	0	0	0	0	0	0	0	0	91
20	62	4	0	0	0	0	0	0	0	0	0	1	0	67
21	38	3	0	0	0	0	0	0	0	0	0	0	0	41
22	23	2	0	0	0	0	0	0	0	0	0	1	0	26
23	14	0	0	0	0	0	0	0	0	0	0	0	0	14
24	4	0	0	0	0	0	0	0	0	0	0	0	0	4

7-19	982	109	2	0	1	0	0	0	1	0	1	13	0	1109
6-22	1116	121	2	0	2	0	0	0	1	0	1	15	0	1258
6-24	1134	121	2	0	2	0	0	0	1	0	1	15	0	1276
0-24	1150	123	2	0	2	0	0	0	1	0	1	16	0	1295

Channel 2 - Southbound

25/05/2017	Vehicle Classes													TOTAL
Hr Ending	1	2	3	4	5	6	7	8	9	10	11	12	13	
1	5	0	0	0	0	0	0	0	0	0	0	0	0	5
2	4	0	0	0	0	0	0	0	0	0	0	0	0	4
3	1	0	0	0	0	0	0	0	0	0	0	0	0	1
4	1	1	0	0	0	0	0	0	0	0	0	0	0	2
5	5	0	0	0	0	0	0	0	0	0	0	0	0	5
6	4	1	0	0	0	0	0	0	0	0	0	2	0	7
7	27	6	0	0	0	0	0	0	0	0	0	0	0	33
8	63	4	0	0	0	0	0	0	0	0	0	0	0	67
9	100	8	0	0	0	0	0	0	0	0	0	1	0	109
10	66	6	0	0	0	0	0	0	1	0	0	0	0	73
11	59	7	0	2	1	0	0	0	1	0	0	1	0	71
12	62	11	0	0	0	0	0	0	0	0	0	2	0	75
13	75	9	0	0	0	0	0	0	0	0	0	0	0	84
14	82	11	1	0	0	0	0	1	0	0	0	2	0	97
15	93	11	0	0	0	0	0	0	1	0	0	3	0	108
16	130	12	0	0	1	0	0	0	0	0	0	0	0	143
17	120	8	0	0	0	0	0	0	0	0	0	0	0	128
18	131	9	0	0	0	0	0	1	0	0	0	0	0	141
19	141	3	0	0	0	0	0	1	0	0	0	1	0	146
20	84	5	0	0	0	0	0	0	0	0	0	1	0	90
21	50	4	0	0	0	0	0	0	0	0	0	1	0	55
22	37	2	0	0	0	0	0	0	0	0	0	0	0	39
23	22	1	0	0	0	0	0	0	0	0	0	0	0	23
24	7	1	0	0	0	0	0	0	0	0	0	0	0	8

7-19	1122	99	1	2	2	0	0	3	3	0	0	10	0	1242
6-22	1320	116	1	2	2	0	0	3	3	0	0	12	0	1459
6-24	1349	118	1	2	2	0	0	3	3	0	0	12	0	1490
0-24	1369	120	1	2	2	0	0	3	3	0	0	14	0	1514

Faversham 2, Head Hill Road (North)

Produced by Streetwise Services Ltd.



Channel 1 - Northbound

26/05/2017	Vehicle Classes													TOTAL
Hr Ending	1	2	3	4	5	6	7	8	9	10	11	12	13	
1	2	0	0	0	0	0	0	0	0	0	0	0	0	2
2	2	0	0	0	0	0	0	0	0	0	0	0	0	2
3	1	0	0	0	0	0	0	0	0	0	0	0	0	1
4	1	0	0	0	0	0	0	0	0	0	0	0	0	1
5	4	0	0	0	0	0	0	0	0	0	0	0	0	4
6	4	0	0	0	0	0	0	0	0	0	0	0	0	4
7	10	2	0	0	0	0	0	0	0	0	0	2	0	14
8	30	9	0	0	0	0	0	0	0	0	1	0	0	40
9	78	10	1	0	0	0	0	0	0	0	2	0	0	91
10	50	7	1	0	0	0	0	0	0	0	0	0	0	58
11	57	13	0	1	1	0	0	0	0	0	0	1	0	73
12	80	9	0	0	0	0	0	0	0	0	0	1	0	90
13	90	5	0	1	0	0	0	0	0	0	0	0	0	96
14	88	9	0	0	0	0	0	0	0	0	0	1	0	98
15	96	5	0	0	0	0	1	0	0	0	0	1	0	103
16	113	16	1	0	1	0	0	0	0	0	0	0	0	131
17	83	9	0	0	0	0	0	0	0	0	0	1	0	93
18	110	9	0	0	0	0	0	0	0	0	0	0	0	119
19	89	1	0	0	0	0	0	0	0	0	0	0	0	90
20	76	3	0	0	0	0	0	0	0	0	0	0	0	79
21	50	4	0	0	0	0	0	0	0	0	0	1	0	55
22	27	0	0	0	0	0	0	0	0	0	0	0	0	27
23	13	3	0	0	0	0	0	0	0	0	0	0	0	16
24	5	0	0	0	0	0	0	0	0	0	0	0	0	5

7-19	964	102	3	2	2	0	1	0	0	0	1	7	0	1082
6-22	1127	111	3	2	2	0	1	0	0	0	1	10	0	1257
6-24	1145	114	3	2	2	0	1	0	0	0	1	10	0	1278
0-24	1159	114	3	2	2	0	1	0	0	0	1	10	0	1292

Channel 2 - Southbound

26/05/2017	Vehicle Classes													TOTAL
Hr Ending	1	2	3	4	5	6	7	8	9	10	11	12	13	
1	1	0	0	0	0	0	0	0	0	0	0	0	0	1
2	1	0	0	0	1	0	0	0	1	0	0	0	0	3
3	1	0	0	0	0	0	0	0	0	0	0	0	0	1
4	0	0	0	0	0	0	0	0	0	0	0	0	0	0
5	4	0	0	0	0	0	0	0	0	0	0	0	0	4
6	10	0	0	0	0	0	0	0	0	0	0	1	0	11
7	11	8	0	0	0	0	0	0	0	0	0	0	0	19
8	54	5	0	0	0	0	0	0	0	0	0	1	0	60
9	99	7	1	0	0	0	0	0	0	0	0	2	0	109
10	85	7	0	0	0	0	0	0	1	0	0	0	0	93
11	62	7	1	1	0	0	0	0	0	0	0	0	0	71
12	68	10	0	0	0	0	0	0	0	0	0	0	0	78
13	65	10	0	0	0	0	0	0	0	0	0	1	0	76
14	101	5	0	0	0	0	0	0	0	0	0	2	0	108
15	85	13	0	1	1	0	0	0	0	0	0	1	0	101
16	142	15	0	1	0	0	0	0	0	0	0	0	0	158
17	98	10	1	0	0	0	0	0	0	0	0	1	0	110
18	103	5	0	0	0	0	0	0	0	0	0	1	0	109
19	86	3	0	0	0	0	0	0	0	0	0	0	0	89
20	64	0	0	0	0	0	0	0	0	0	0	0	0	64
21	74	2	0	0	0	0	0	0	0	0	0	1	0	77
22	56	2	0	0	0	0	0	0	0	0	0	0	0	58
23	22	1	0	0	0	0	0	0	0	0	0	0	0	23
24	13	1	0	0	0	0	0	0	0	0	0	0	0	14

7-19	1048	97	3	3	1	0	0	0	1	0	0	9	0	1162
6-22	1253	109	3	3	1	0	0	0	1	0	0	10	0	1380
6-24	1288	111	3	3	1	0	0	0	1	0	0	10	0	1417
0-24	1305	111	3	3	2	0	0	0	2	0	0	11	0	1437

Faversham 2, Head Hill Road (North)

Produced by Streetwise Services Ltd.



Channel 1 - Northbound

20/05/2017	Vehicle Speeds (MPH)												TOTAL
Hr Ending	0-10	11-15	16-20	21-25	26-30	31-35	36-40	41-45	46-50	51-60	61-70	71-100	
1	0	0	0	0	1	3	2	0	0	0	0	0	6
2	0	0	0	0	0	0	0	0	0	0	0	0	0
3	0	0	0	0	0	0	0	0	0	0	0	0	0
4	0	0	0	1	2	0	0	0	0	0	0	0	3
5	0	0	0	0	0	0	0	0	0	0	0	0	0
6	0	0	0	0	1	0	0	0	0	0	0	0	1
7	0	0	0	1	4	2	0	0	0	0	0	0	7
8	0	0	1	3	6	3	2	0	0	0	0	0	15
9	0	2	1	5	8	12	2	1	0	0	0	0	31
10	3	2	6	11	16	6	0	0	0	0	0	0	44
11	0	4	2	21	32	6	0	0	0	0	0	0	65
12	2	2	15	31	41	6	1	0	0	0	0	0	98
13	1	2	7	37	39	4	2	0	0	0	0	0	92
14	1	2	4	35	28	13	1	3	0	0	0	0	87
15	0	4	16	16	39	11	1	0	0	0	0	0	87
16	0	2	6	17	36	16	4	0	0	0	0	0	81
17	0	2	5	28	37	12	3	0	0	0	0	0	87
18	0	3	2	13	36	21	6	1	0	0	0	0	82
19	0	0	0	9	34	16	4	0	0	0	0	0	63
20	0	0	1	6	22	14	3	0	0	0	0	0	46
21	0	1	1	5	12	5	1	0	0	0	0	0	25
22	0	0	0	2	5	1	0	1	0	0	0	0	9
23	0	0	0	1	6	6	0	0	1	0	0	0	14
24	0	0	1	1	7	2	1	0	0	0	0	0	12
7-19	7	25	65	226	352	126	26	5	0	0	0	0	832
6-22	7	26	67	240	395	148	30	6	0	0	0	0	919
6-24	7	26	68	242	408	156	31	6	1	0	0	0	945
0-24	7	26	68	243	412	159	33	6	1	0	0	0	955

Channel 2 - Southbound

20/05/2017	Vehicle Speeds (MPH)												TOTAL
Hr Ending	0-10	11-15	16-20	21-25	26-30	31-35	36-40	41-45	46-50	51-60	61-70	71-100	
1	0	0	0	0	3	1	0	0	0	0	0	0	4
2	0	0	0	0	0	0	1	0	0	0	0	0	1
3	0	0	0	0	0	0	0	0	0	0	0	0	0
4	0	0	2	0	0	0	0	0	0	0	0	0	2
5	0	0	0	0	0	0	0	1	0	0	0	0	1
6	0	0	0	0	1	2	1	1	0	0	0	0	5
7	2	0	1	3	7	3	2	0	0	0	0	0	18
8	0	1	2	4	17	6	0	0	0	0	0	0	30
9	0	1	3	6	18	9	3	0	1	0	0	0	41
10	4	7	13	22	25	4	0	0	0	0	0	0	75
11	1	13	9	24	48	8	0	0	0	0	0	0	103
12	6	11	13	39	17	2	1	0	0	0	0	0	89
13	5	12	16	36	24	5	0	0	0	0	0	0	98
14	3	12	15	39	26	6	0	0	0	0	0	0	101
15	6	8	16	33	34	11	0	0	0	0	0	0	108
16	1	1	10	28	41	10	3	0	0	0	0	0	94
17	0	4	11	36	46	9	0	0	0	0	0	0	106
18	0	3	9	21	44	12	2	2	0	0	0	0	93
19	0	1	2	19	33	16	0	0	2	0	0	0	73
20	0	0	2	13	24	4	2	0	0	0	0	0	45
21	0	2	2	11	19	6	0	1	0	0	0	0	41
22	0	1	0	9	10	5	0	0	0	0	0	0	25
23	0	0	0	1	6	9	1	1	1	0	0	0	19
24	0	0	1	1	8	8	0	0	0	0	0	0	18
7-19	26	74	119	307	373	98	9	2	3	0	0	0	1011
6-22	28	77	124	343	433	116	13	3	3	0	0	0	1140
6-24	28	77	125	345	447	133	14	4	4	0	0	0	1177
0-24	28	77	127	345	451	136	16	6	4	0	0	0	1190

Faversham 2, Head Hill Road (North)

Produced by Streetwise Services Ltd.



Channel 1 - Northbound

21/05/2017	Vehicle Speeds (MPH)												TOTAL
Hr Ending	0-10	11-15	16-20	21-25	26-30	31-35	36-40	41-45	46-50	51-60	61-70	71-100	
1	0	0	0	1	5	2	0	0	0	0	0	0	8
2	0	0	0	1	2	1	0	0	0	0	0	0	4
3	0	0	0	0	0	2	0	0	0	0	0	0	2
4	0	0	0	0	2	0	0	0	0	0	0	0	2
5	0	0	0	0	0	0	0	0	0	0	0	0	0
6	0	0	0	0	1	2	0	0	0	0	0	0	3
7	0	0	0	1	3	3	1	1	0	0	0	0	9
8	0	0	0	2	8	3	1	0	0	0	0	0	14
9	0	1	0	4	17	1	2	0	0	0	0	0	25
10	2	1	2	10	20	10	2	0	0	0	0	0	47
11	2	3	13	19	44	12	1	0	0	0	0	0	94
12	1	4	4	23	65	14	2	0	0	0	0	0	113
13	0	1	12	49	66	9	0	0	0	0	0	0	137
14	1	6	16	45	32	7	0	0	0	0	0	0	107
15	1	8	24	48	24	2	0	0	0	0	0	0	107
16	1	5	21	35	51	5	0	0	0	0	0	0	118
17	0	1	6	22	37	9	1	1	0	0	0	0	77
18	0	1	1	14	34	20	1	0	0	0	0	0	71
19	0	0	0	1	27	16	7	2	0	0	0	0	53
20	0	3	1	6	28	17	8	1	0	0	0	0	64
21	0	0	0	2	12	9	5	0	0	0	0	0	28
22	0	0	1	4	7	9	2	0	0	0	0	0	23
23	0	0	0	1	4	3	1	0	0	0	0	0	9
24	0	0	0	0	0	1	0	0	0	0	0	0	1
7-19	8	31	99	272	425	108	17	3	0	0	0	0	963
6-22	8	34	101	285	475	146	33	5	0	0	0	0	1087
6-24	8	34	101	286	479	150	34	5	0	0	0	0	1097
0-24	8	34	101	288	489	157	34	5	0	0	0	0	1116

Channel 2 - Southbound

21/05/2017	Vehicle Speeds (MPH)												TOTAL
Hr Ending	0-10	11-15	16-20	21-25	26-30	31-35	36-40	41-45	46-50	51-60	61-70	71-100	
1	0	0	0	2	2	1	0	0	0	0	0	0	5
2	0	0	0	0	1	2	0	1	0	0	0	0	4
3	0	0	0	1	1	0	0	0	0	0	0	0	2
4	0	0	0	0	0	0	0	0	0	0	0	0	0
5	0	0	0	0	0	0	0	0	0	0	0	0	0
6	0	0	0	1	4	4	0	0	0	0	0	0	9
7	0	0	1	3	6	2	0	0	0	0	0	0	12
8	0	0	0	2	10	1	0	0	0	0	0	0	13
9	0	1	2	9	13	5	2	0	0	0	0	0	32
10	3	4	8	11	26	4	1	0	0	0	0	0	57
11	4	8	11	24	23	4	0	0	0	0	0	0	74
12	4	8	21	38	36	3	2	0	0	0	0	0	112
13	3	9	38	39	15	3	1	0	0	0	0	0	108
14	7	13	38	47	15	2	0	0	0	0	0	0	122
15	4	8	31	56	17	1	1	0	0	0	0	0	118
16	5	25	25	60	26	3	0	0	0	0	0	0	144
17	1	13	15	59	39	6	1	0	0	0	0	0	134
18	3	2	18	66	62	7	2	0	0	1	0	0	161
19	0	0	6	21	69	23	2	1	0	0	0	0	122
20	0	0	0	16	35	11	4	0	0	0	0	0	66
21	0	0	2	4	22	18	3	0	1	2	0	0	52
22	2	0	1	4	7	5	2	1	0	0	0	0	22
23	0	0	0	2	5	1	4	0	0	0	0	0	12
24	0	1	0	0	0	3	0	0	0	0	0	0	4
7-19	34	91	213	432	351	62	12	1	0	1	0	0	1197
6-22	36	91	217	459	421	98	21	2	1	3	0	0	1349
6-24	36	92	217	461	426	102	25	2	1	3	0	0	1365
0-24	36	92	217	465	434	109	25	3	1	3	0	0	1385

Faversham 2, Head Hill Road (North)

Produced by Streetwise Services Ltd.



Channel 1 - Northbound

22/05/2017	Vehicle Speeds (MPH)												TOTAL
Hr Ending	0-10	11-15	16-20	21-25	26-30	31-35	36-40	41-45	46-50	51-60	61-70	71-100	
1	0	0	0	0	2	0	0	0	0	0	0	0	2
2	0	0	0	0	0	0	0	0	0	0	0	0	0
3	0	0	0	0	0	0	0	0	0	0	0	0	0
4	0	0	0	0	0	1	0	0	0	0	0	0	1
5	0	0	0	0	0	1	0	1	0	0	0	0	2
6	0	0	0	0	0	0	0	0	0	0	0	0	0
7	0	0	1	3	6	4	0	0	0	0	0	0	14
8	0	0	0	6	12	9	0	0	0	0	0	0	27
9	0	0	0	19	42	17	6	0	0	0	0	0	84
10	0	0	1	12	29	10	1	0	0	0	0	0	53
11	0	2	2	8	29	17	2	0	0	0	0	0	60
12	0	0	5	11	37	13	1	0	0	0	0	0	67
13	1	3	5	15	27	10	2	0	0	0	0	0	63
14	1	2	2	18	32	15	3	0	0	0	0	0	73
15	0	1	1	18	44	17	5	0	0	0	0	0	86
16	2	1	6	16	37	22	0	0	0	0	0	0	84
17	0	0	2	7	48	18	3	2	0	0	0	0	80
18	0	3	1	5	35	42	6	1	0	0	0	0	93
19	0	5	4	3	32	30	6	1	0	0	0	0	81
20	1	0	1	5	20	17	3	0	0	0	0	0	47
21	0	1	1	4	10	13	1	0	0	0	0	0	30
22	0	0	0	3	5	9	2	0	0	0	0	0	19
23	0	0	1	0	3	3	0	0	0	0	0	0	7
24	0	0	0	0	1	2	0	0	1	0	0	0	4
7-19	4	17	29	138	404	220	35	4	0	0	0	0	851
6-22	5	18	32	153	445	263	41	4	0	0	0	0	961
6-24	5	18	33	153	449	268	41	4	1	0	0	0	972
0-24	5	18	33	153	451	270	41	5	1	0	0	0	977

Channel 2 - Southbound

22/05/2017	Vehicle Speeds (MPH)												TOTAL
Hr Ending	0-10	11-15	16-20	21-25	26-30	31-35	36-40	41-45	46-50	51-60	61-70	71-100	
1	0	0	0	0	1	0	0	0	0	0	0	0	1
2	0	0	0	0	0	0	0	0	0	0	0	0	0
3	0	0	0	0	0	0	0	0	0	0	0	0	0
4	0	0	0	0	0	0	0	0	0	0	0	0	0
5	0	0	0	0	2	2	0	0	0	0	0	0	4
6	0	0	1	2	1	2	0	2	0	0	0	0	8
7	0	1	5	5	7	11	3	1	0	0	0	0	33
8	0	4	5	10	31	18	1	0	0	0	0	0	69
9	4	2	4	29	50	14	3	1	0	0	0	0	107
10	1	1	9	21	36	9	0	0	0	0	0	0	77
11	0	1	1	12	31	9	2	0	0	0	0	0	56
12	1	1	6	22	25	9	2	0	0	0	0	0	66
13	0	1	12	30	32	8	0	0	0	0	0	0	83
14	3	1	5	20	38	15	0	0	0	0	0	0	82
15	2	4	4	41	21	6	1	0	0	0	0	0	79
16	2	1	17	49	44	4	1	0	0	0	0	0	118
17	0	1	1	36	47	19	2	1	0	0	0	0	107
18	0	0	2	15	38	25	3	0	0	0	0	0	83
19	0	0	0	8	31	23	6	0	1	0	0	0	69
20	0	0	1	7	20	12	2	0	0	0	0	0	42
21	1	0	3	6	18	13	4	0	0	0	0	0	45
22	1	0	0	6	10	9	2	0	0	0	0	0	28
23	0	0	0	1	5	4	1	0	0	0	0	0	11
24	0	0	0	0	2	3	1	0	0	0	0	0	6
7-19	13	17	66	293	424	159	21	2	1	0	0	0	996
6-22	15	18	75	317	479	204	32	3	1	0	0	0	1144
6-24	15	18	75	318	486	211	34	3	1	0	0	0	1161
0-24	15	18	76	320	490	215	34	5	1	0	0	0	1174

Faversham 2, Head Hill Road (North)

Produced by Streetwise Services Ltd.



Channel 1 - Northbound

23/05/2017	Vehicle Speeds (MPH)												TOTAL
Hr Ending	0-10	11-15	16-20	21-25	26-30	31-35	36-40	41-45	46-50	51-60	61-70	71-100	
1	0	0	0	1	1	1	0	0	0	0	0	0	3
2	0	0	0	0	1	0	0	0	0	0	0	0	1
3	0	0	0	0	0	0	0	0	0	0	0	0	0
4	0	0	0	0	3	0	0	0	0	0	0	0	3
5	0	0	0	0	0	0	0	0	0	0	0	0	0
6	0	0	0	0	2	2	0	0	0	0	0	0	4
7	0	0	0	0	4	2	2	0	0	0	0	0	8
8	0	0	1	6	16	10	1	0	0	0	0	0	34
9	0	3	3	18	49	25	1	0	0	0	0	0	99
10	0	2	3	15	29	17	3	0	0	0	0	0	69
11	0	1	5	11	35	8	1	0	0	0	0	0	61
12	0	4	5	23	38	6	1	0	0	0	0	0	77
13	0	1	5	13	27	6	0	0	0	0	0	0	52
14	3	8	6	11	43	8	2	1	0	0	0	0	82
15	0	5	7	23	36	9	1	0	0	0	0	0	81
16	1	1	3	29	56	16	1	0	0	0	0	0	107
17	0	2	6	16	51	8	3	1	0	0	0	0	87
18	0	3	1	12	45	37	9	0	0	0	0	0	107
19	1	2	2	3	36	14	1	1	0	0	0	0	60
20	0	1	2	17	26	15	2	0	0	0	0	0	63
21	0	1	0	5	12	6	5	1	0	0	0	0	30
22	0	1	1	5	10	4	0	0	0	0	0	0	21
23	0	0	1	3	4	2	0	0	0	1	1	0	12
24	0	0	0	1	1	2	1	0	0	0	0	0	5
7-19	5	32	47	180	461	164	24	3	0	0	0	0	916
6-22	5	35	50	207	513	191	33	4	0	0	0	0	1038
6-24	5	35	51	211	518	195	34	4	0	1	1	0	1055
0-24	5	35	51	212	525	198	34	4	0	1	1	0	1066

Channel 2 - Southbound

23/05/2017	Vehicle Speeds (MPH)												TOTAL
Hr Ending	0-10	11-15	16-20	21-25	26-30	31-35	36-40	41-45	46-50	51-60	61-70	71-100	
1	0	0	0	0	1	1	0	0	0	0	0	0	2
2	0	0	0	0	2	0	0	1	0	0	0	0	3
3	0	0	0	0	2	1	0	0	0	0	0	0	3
4	0	0	1	0	1	0	0	0	0	0	0	0	2
5	0	0	0	1	1	2	0	0	1	0	0	0	5
6	0	0	0	2	3	3	0	1	1	0	0	0	10
7	1	1	2	8	8	10	1	0	0	0	0	0	31
8	1	3	3	10	27	8	4	0	0	0	0	0	56
9	1	3	14	36	50	14	0	0	0	0	0	0	118
10	2	3	1	31	30	15	1	0	0	0	0	0	83
11	0	2	5	29	30	10	0	0	1	0	0	0	77
12	1	5	17	41	13	2	0	0	0	0	0	0	79
13	1	1	4	28	33	12	1	0	0	0	0	0	80
14	0	10	4	26	31	3	0	0	0	0	0	0	74
15	1	5	5	27	32	6	0	0	0	0	0	0	76
16	0	2	11	51	33	10	0	0	0	0	0	0	107
17	0	0	15	34	53	9	3	1	0	0	0	0	115
18	1	1	6	16	39	12	2	0	0	0	0	0	77
19	0	1	2	8	27	10	2	0	0	0	0	0	50
20	0	0	2	10	16	7	1	0	0	0	0	0	36
21	0	0	3	5	16	10	1	0	0	0	0	0	35
22	2	0	5	11	12	4	1	0	0	0	0	0	35
23	0	0	0	2	8	2	1	0	0	0	0	0	13
24	1	0	0	0	2	4	0	0	0	0	0	0	7
7-19	8	36	87	337	398	111	13	1	1	0	0	0	992
6-22	11	37	99	371	450	142	17	1	0	0	0	0	1129
6-24	12	37	99	373	460	148	18	1	1	0	0	0	1149
0-24	12	37	100	376	470	155	18	3	3	0	0	0	1174

Faversham 2, Head Hill Road (North)

Produced by Streetwise Services Ltd.



Channel 1 - Northbound

24/05/2017	Vehicle Speeds (MPH)												TOTAL
Hr Ending	0-10	11-15	16-20	21-25	26-30	31-35	36-40	41-45	46-50	51-60	61-70	71-100	
1	0	0	0	0	0	2	0	0	0	0	0	0	2
2	0	0	0	0	0	0	0	0	0	0	0	0	0
3	0	0	0	1	1	0	0	0	0	0	0	0	2
4	0	0	0	0	0	0	0	0	0	0	0	0	0
5	0	0	0	0	0	1	0	1	0	0	0	0	2
6	0	1	0	2	2	4	1	0	0	0	0	0	10
7	0	0	1	2	10	4	1	0	0	0	0	0	18
8	0	1	3	8	17	6	0	0	0	0	0	0	35
9	0	4	8	12	42	21	5	0	0	0	0	0	92
10	0	0	4	11	22	16	1	0	0	0	0	0	54
11	0	1	3	15	43	12	2	0	0	0	0	0	76
12	0	2	3	14	37	18	2	0	0	0	0	0	76
13	0	1	5	19	47	17	2	0	0	0	0	0	91
14	1	0	9	22	32	13	2	0	0	0	0	0	79
15	0	1	4	16	41	18	2	1	0	0	0	0	83
16	3	0	3	35	58	10	1	1	0	0	0	0	111
17	1	0	3	22	54	16	1	0	0	0	0	0	97
18	0	2	2	12	45	26	2	0	0	0	0	0	89
19	4	1	5	10	40	21	3	0	0	0	0	0	84
20	0	0	2	10	20	18	1	1	0	0	0	0	52
21	0	0	1	6	22	7	1	0	0	0	0	0	37
22	0	0	0	3	8	5	1	0	0	0	0	0	17
23	0	1	0	3	7	1	4	0	0	0	0	0	16
24	0	0	1	0	2	0	0	0	0	0	0	0	3
7-19	9	13	52	196	478	194	23	2	0	0	0	0	967
6-22	9	13	56	217	538	228	27	3	0	0	0	0	1091
6-24	9	14	57	220	547	229	31	3	0	0	0	0	1110
0-24	9	15	57	223	550	236	32	4	0	0	0	0	1126

Channel 2 - Southbound

24/05/2017	Vehicle Speeds (MPH)												TOTAL
Hr Ending	0-10	11-15	16-20	21-25	26-30	31-35	36-40	41-45	46-50	51-60	61-70	71-100	
1	0	0	0	0	0	0	0	0	0	0	0	0	0
2	0	0	0	0	0	0	0	0	0	0	0	0	0
3	0	0	0	0	1	1	0	0	0	0	0	0	2
4	0	0	0	0	0	0	0	0	0	0	0	0	0
5	0	0	0	0	2	1	1	0	1	0	0	0	5
6	0	0	0	1	6	3	0	2	0	0	0	0	12
7	1	0	2	7	13	10	1	0	0	0	0	0	34
8	3	6	4	7	28	10	2	0	0	0	0	0	60
9	1	2	9	22	59	20	4	0	0	0	0	0	117
10	0	1	1	17	47	13	4	0	0	0	0	0	83
11	1	5	9	23	29	12	0	0	0	0	0	0	79
12	0	0	5	25	30	6	1	0	0	0	0	0	67
13	3	4	4	25	38	7	1	0	0	0	0	0	82
14	0	5	8	31	31	8	0	0	0	0	0	0	83
15	1	2	16	39	42	5	1	0	0	0	0	0	106
16	3	4	19	59	45	4	1	0	0	0	0	0	135
17	2	3	10	35	42	12	2	0	0	0	0	0	106
18	1	2	4	24	25	17	1	0	0	0	0	0	74
19	4	1	3	21	24	12	2	0	0	0	0	0	67
20	1	4	10	14	19	12	2	0	0	0	0	0	62
21	1	0	1	13	17	3	2	0	0	0	0	0	37
22	0	0	2	5	16	3	0	0	0	0	0	0	26
23	0	0	0	2	5	2	0	0	0	0	0	0	9
24	0	0	0	1	4	3	1	0	0	0	0	0	9
7-19	19	35	92	328	440	126	19	0	0	0	0	0	1059
6-22	22	39	107	367	505	154	24	0	0	0	0	0	1218
6-24	22	39	107	370	514	159	25	0	0	0	0	0	1236
0-24	22	39	107	371	523	164	26	2	1	0	0	0	1255

Faversham 2, Head Hill Road (North)

Produced by Streetwise Services Ltd.



Channel 1 - Northbound

25/05/2017	Vehicle Speeds (MPH)												TOTAL
Hr Ending	0-10	11-15	16-20	21-25	26-30	31-35	36-40	41-45	46-50	51-60	61-70	71-100	
1	0	0	0	0	1	0	0	0	0	0	0	0	1
2	0	0	0	0	4	0	0	0	0	0	0	0	4
3	0	0	0	0	1	1	0	0	0	0	0	0	2
4	0	0	0	1	0	0	0	0	0	0	0	0	1
5	0	0	0	0	0	4	0	0	0	0	0	0	4
6	0	0	0	0	2	3	2	0	0	0	0	0	7
7	0	0	2	0	8	2	3	0	0	0	0	0	15
8	0	0	3	5	20	6	2	0	0	0	0	0	36
9	0	2	2	22	57	9	4	0	0	0	0	0	96
10	0	0	2	13	35	10	7	0	0	0	0	0	67
11	0	0	1	10	39	12	1	0	0	0	0	0	63
12	13	21	12	20	39	12	4	0	0	0	0	0	121
13	0	2	3	45	72	15	5	0	0	0	0	0	142
14	0	2	3	27	43	18	1	1	0	0	0	0	95
15	1	1	8	37	36	13	0	0	0	0	0	0	96
16	0	0	12	22	49	15	1	0	0	0	0	0	99
17	0	3	15	25	43	19	0	0	0	0	0	0	105
18	0	4	10	20	35	25	3	0	1	0	0	0	98
19	0	1	5	15	41	24	4	1	0	0	0	0	91
20	0	0	3	12	32	19	1	0	0	0	0	0	67
21	0	1	1	12	21	4	1	1	0	0	0	0	41
22	0	0	1	4	15	4	1	1	0	0	0	0	26
23	0	1	1	3	7	2	0	0	0	0	0	0	14
24	0	0	0	1	3	0	0	0	0	0	0	0	4
7-19	14	36	76	261	509	178	32	2	1	0	0	0	1109
6-22	14	37	83	289	585	207	38	4	1	0	0	0	1258
6-24	14	38	84	293	595	209	38	4	1	0	0	0	1276
0-24	14	38	84	294	603	217	40	4	1	0	0	0	1295

Channel 2 - Southbound

25/05/2017	Vehicle Speeds (MPH)												TOTAL
Hr Ending	0-10	11-15	16-20	21-25	26-30	31-35	36-40	41-45	46-50	51-60	61-70	71-100	
1	0	1	0	0	1	2	1	0	0	0	0	0	5
2	0	0	0	0	2	0	1	1	0	0	0	0	4
3	0	0	0	0	1	0	0	0	0	0	0	0	1
4	0	0	0	0	1	1	0	0	0	0	0	0	2
5	0	0	0	0	0	3	1	1	0	0	0	0	5
6	0	0	0	1	1	4	0	0	1	0	0	0	7
7	1	1	3	5	18	5	0	0	0	0	0	0	33
8	1	6	1	8	28	19	4	0	0	0	0	0	67
9	0	4	7	41	36	19	2	0	0	0	0	0	109
10	0	0	5	24	35	8	1	0	0	0	0	0	73
11	0	3	13	20	28	6	1	0	0	0	0	0	71
12	5	8	8	26	23	5	0	0	0	0	0	0	75
13	1	6	6	38	24	8	1	0	0	0	0	0	84
14	1	6	9	39	34	7	1	0	0	0	0	0	97
15	3	8	10	53	29	5	0	0	0	0	0	0	108
16	3	9	21	59	45	6	0	0	0	0	0	0	143
17	2	10	19	36	51	8	2	0	0	0	0	0	128
18	1	5	11	43	64	14	2	0	1	0	0	0	141
19	1	7	14	42	60	18	4	0	0	0	0	0	146
20	2	2	6	24	38	17	1	0	0	0	0	0	90
21	0	1	5	19	26	2	1	1	0	0	0	0	55
22	0	0	0	13	19	4	0	3	0	0	0	0	39
23	0	1	0	4	9	6	3	0	0	0	0	0	23
24	0	0	0	0	4	1	3	0	0	0	0	0	8
7-19	18	72	124	429	457	123	18	0	1	0	0	0	1242
6-22	21	76	138	490	558	151	20	4	1	0	0	0	1459
6-24	21	77	138	494	571	158	26	4	1	0	0	0	1490
0-24	21	78	138	495	577	168	29	6	2	0	0	0	1514

Faversham 2, Head Hill Road (North)

Produced by Streetwise Services Ltd.



Channel 1 - Northbound

26/05/2017	Vehicle Speeds (MPH)												TOTAL
Hr Ending	0-10	11-15	16-20	21-25	26-30	31-35	36-40	41-45	46-50	51-60	61-70	71-100	
1	0	0	0	0	0	1	1	0	0	0	0	0	2
2	0	1	0	0	1	0	0	0	0	0	0	0	2
3	0	0	0	0	0	0	1	0	0	0	0	0	1
4	0	0	0	0	0	1	0	0	0	0	0	0	1
5	0	0	0	0	1	2	1	0	0	0	0	0	4
6	0	0	0	0	1	1	2	0	0	0	0	0	4
7	0	0	0	3	7	3	1	0	0	0	0	0	14
8	0	1	2	3	19	7	7	0	0	0	1	0	40
9	1	0	3	15	41	25	6	0	0	0	0	0	91
10	0	0	3	5	30	17	2	1	0	0	0	0	58
11	0	2	7	9	43	11	1	0	0	0	0	0	73
12	0	2	1	13	46	23	5	0	0	0	0	0	90
13	0	2	2	11	64	10	7	0	0	0	0	0	96
14	0	1	1	21	43	30	2	0	0	0	0	0	98
15	0	1	5	29	49	17	2	0	0	0	0	0	103
16	1	7	22	48	41	12	0	0	0	0	0	0	131
17	0	3	3	12	49	21	4	1	0	0	0	0	93
18	0	1	6	9	68	28	6	1	0	0	0	0	119
19	1	2	4	12	43	25	2	1	0	0	0	0	90
20	0	4	6	11	42	14	2	0	0	0	0	0	79
21	1	2	3	18	21	9	1	0	0	0	0	0	55
22	0	2	2	8	10	1	3	1	0	0	0	0	27
23	0	0	0	3	7	6	0	0	0	0	0	0	16
24	0	0	1	0	1	2	1	0	0	0	0	0	5
7-19	3	22	59	187	536	226	44	4	0	0	1	0	1082
6-22	4	30	70	227	616	253	51	5	0	0	1	0	1257
6-24	4	30	71	230	624	261	52	5	0	0	1	0	1278
0-24	4	31	71	230	627	266	57	5	0	0	1	0	1292

Channel 2 - Southbound

26/05/2017	Vehicle Speeds (MPH)												TOTAL
Hr Ending	0-10	11-15	16-20	21-25	26-30	31-35	36-40	41-45	46-50	51-60	61-70	71-100	
1	0	0	0	0	0	1	0	0	0	0	0	0	1
2	0	0	0	1	1	1	0	0	0	0	0	0	3
3	0	0	0	0	1	0	0	0	0	0	0	0	1
4	0	0	0	0	0	0	0	0	0	0	0	0	0
5	0	0	0	0	1	1	1	1	0	0	0	0	4
6	0	0	0	1	6	3	1	0	0	0	0	0	11
7	1	1	0	4	9	4	0	0	0	0	0	0	19
8	1	4	1	13	23	14	3	0	0	0	1	0	60
9	3	5	11	25	44	21	0	0	0	0	0	0	109
10	0	3	6	28	49	6	1	0	0	0	0	0	93
11	1	0	5	25	26	11	2	1	0	0	0	0	71
12	0	1	7	21	31	12	6	0	0	0	0	0	78
13	0	1	3	17	42	10	2	1	0	0	0	0	76
14	0	2	2	47	44	13	0	0	0	0	0	0	108
15	0	0	4	42	32	20	2	1	0	0	0	0	101
16	6	17	27	71	27	10	0	0	0	0	0	0	158
17	0	0	11	24	61	10	4	0	0	0	0	0	110
18	2	4	3	17	47	31	4	0	1	0	0	0	109
19	1	2	7	17	45	15	2	0	0	0	0	0	89
20	2	2	5	19	32	4	0	0	0	0	0	0	64
21	3	6	7	23	28	8	2	0	0	0	0	0	77
22	0	3	1	17	27	7	2	1	0	0	0	0	58
23	0	1	1	5	8	6	2	0	0	0	0	0	23
24	0	1	0	6	3	2	0	1	0	1	0	0	14
7-19	14	39	87	347	471	173	26	3	1	0	1	0	1162
6-22	20	51	100	410	567	196	30	4	1	0	1	0	1380
6-24	20	53	101	421	578	204	32	5	1	1	1	0	1417
0-24	20	53	101	423	587	210	34	6	1	1	1	0	1437

Faversham 2, Head Hill Road (North)

Produced by Streetwise Services Ltd.

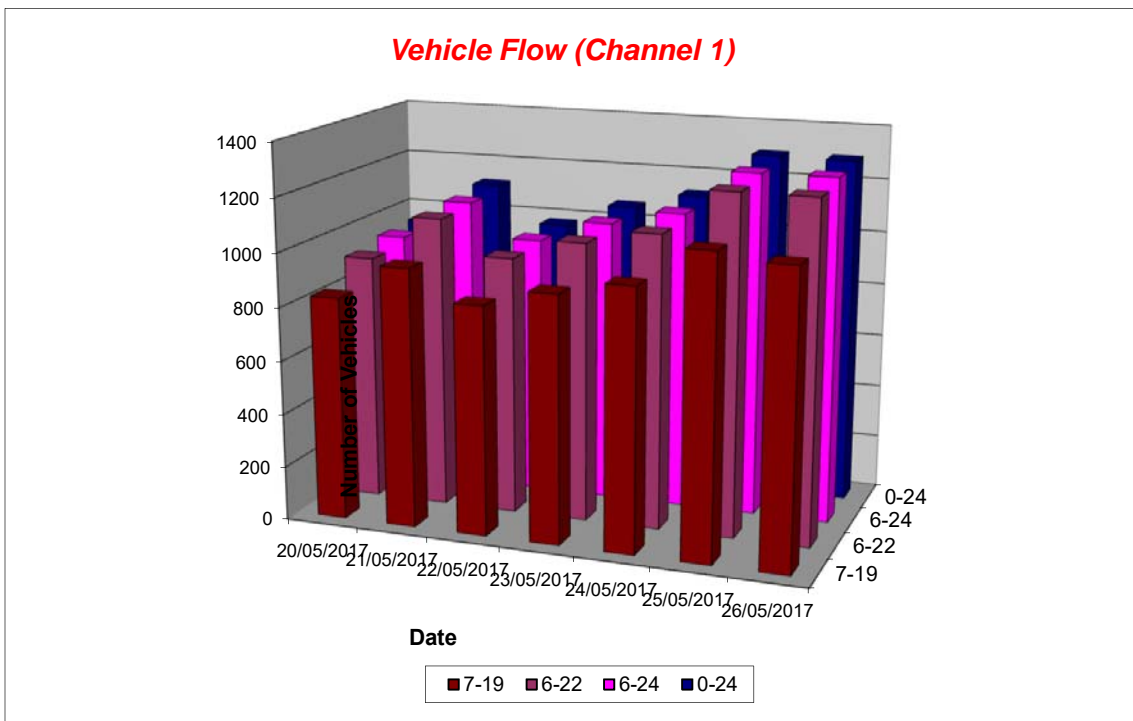


Channel 1 - Northbound

Vehicle Flow

Week 1

Hr Ending	20/05/2017 Saturday	21/05/2017 Sunday	22/05/2017 Monday	23/05/2017 Tuesday	24/05/2017 Wednesday	25/05/2017 Thursday	26/05/2017 Friday	5 Day Ave	7 Day Ave
1	6	8	2	3	2	1	2	2	3
2	0	4	0	1	0	4	2	1	2
3	0	2	0	0	2	2	1	1	1
4	3	2	1	3	0	1	1	1	2
5	0	0	2	0	2	4	4	2	2
6	1	3	0	4	10	7	4	5	4
7	7	9	14	8	18	15	14	14	12
8	15	14	27	34	35	36	40	34	29
9	31	25	84	99	92	96	91	92	74
10	44	47	53	69	54	67	58	60	56
11	65	94	60	61	76	63	73	67	70
12	98	113	67	77	76	121	90	86	92
13	92	137	63	52	91	142	96	89	96
14	87	107	73	82	79	95	98	85	89
15	87	107	86	81	83	96	103	90	92
16	81	118	84	107	111	99	131	106	104
17	87	77	80	87	97	105	93	92	89
18	82	71	93	107	89	98	119	101	94
19	63	53	81	60	84	91	90	81	75
20	46	64	47	63	52	67	79	62	60
21	25	28	30	30	37	41	55	39	35
22	9	23	19	21	17	26	27	22	20
23	14	9	7	12	16	14	16	13	13
24	12	1	4	5	3	4	5	4	5
7-19	832	963	851	916	967	1109	1082	985	960
6-22	919	1087	961	1038	1091	1258	1257	1121	1087
6-24	945	1097	972	1055	1110	1276	1278	1138	1105
0-24	955	1116	977	1066	1126	1295	1292	1151	1118



Faversham 2, Head Hill Road (North)

Produced by Streetwise Services Ltd.

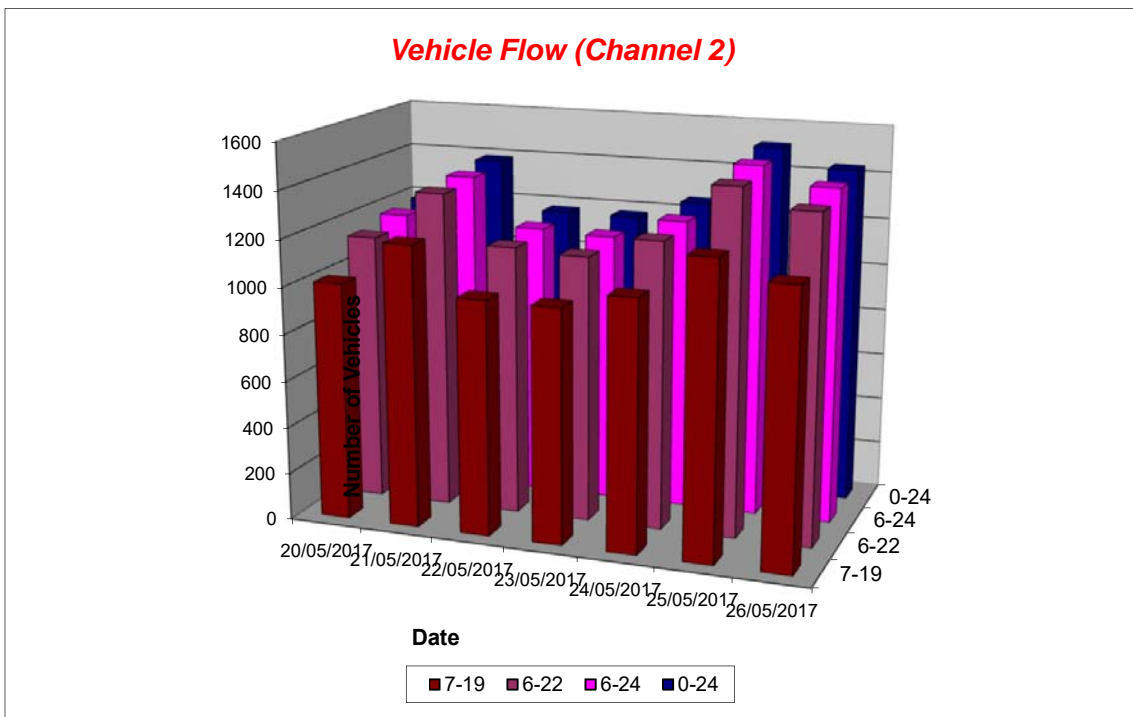


Channel 2 - Southbound

Vehicle Flow

Week 1

Hr Ending	20/05/2017 Saturday	21/05/2017 Sunday	22/05/2017 Monday	23/05/2017 Tuesday	24/05/2017 Wednesday	25/05/2017 Thursday	26/05/2017 Friday	5 Day Ave	7 Day Ave
1	4	5	1	2	0	5	1	2	3
2	1	4	0	3	0	4	3	2	2
3	0	2	0	3	2	1	1	1	1
4	2	0	0	2	0	2	0	1	1
5	1	0	4	5	5	5	4	5	3
6	5	9	8	10	12	7	11	10	9
7	18	12	33	31	34	33	19	30	26
8	30	13	69	56	60	67	60	62	51
9	41	32	107	118	117	109	109	112	90
10	75	57	77	83	83	73	93	82	77
11	103	74	56	77	79	71	71	71	76
12	89	112	66	79	67	75	78	73	81
13	98	108	83	80	82	84	76	81	87
14	101	122	82	74	83	97	108	89	95
15	108	118	79	76	106	108	101	94	99
16	94	144	118	107	135	143	158	132	128
17	106	134	107	115	106	128	110	113	115
18	93	161	83	77	74	141	109	97	105
19	73	122	69	50	67	146	89	84	88
20	45	66	42	36	62	90	64	59	58
21	41	52	45	35	37	55	77	50	49
22	25	22	28	35	26	39	58	37	33
23	19	12	11	13	9	23	23	16	16
24	18	4	6	7	9	8	14	9	9
7-19	1011	1197	996	992	1059	1242	1162	1090	1094
6-22	1140	1349	1144	1129	1218	1459	1380	1266	1260
6-24	1177	1365	1161	1149	1236	1490	1417	1291	1285
0-24	1190	1385	1174	1174	1255	1514	1437	1311	1304



Faversham 2, Head Hill Road (North)

Produced by Streetwise Services Ltd.



Channel 1 - Northbound

Average Speed

Week 1

Hr Ending	20/05/2017 Saturday	21/05/2017 Sunday	22/05/2017 Monday	23/05/2017 Tuesday	24/05/2017 Wednesday	25/05/2017 Thursday	26/05/2017 Friday
1	33.8	28.6	28.0	28.0	33.0	28.0	35.5
2	-	28.0	-	28.0	-	28.0	20.5
3	-	33.0	-	-	25.5	30.5	38.0
4	26.3	28.0	33.0	28.0	-	23.0	33.0
5	-	-	38.0	-	38.0	33.0	33.0
6	28.0	31.3	-	30.5	28.5	33.0	34.2
7	28.7	31.9	27.6	31.8	28.6	29.3	28.7
8	28.7	29.1	28.6	28.6	26.4	27.9	30.3
9	29.0	27.6	28.6	27.7	27.5	27.2	28.6
10	23.8	26.7	27.8	27.7	27.9	28.5	29.1
11	25.6	25.4	28.2	26.9	27.5	28.2	26.9
12	24.5	26.7	27.6	25.6	27.7	21.9	28.7
13	25.1	25.6	26.0	26.1	27.4	26.9	28.2
14	26.3	23.7	27.2	25.2	26.3	27.2	28.4
15	25.3	22.3	28.2	25.5	27.9	25.5	27.0
16	27.3	24.1	26.9	26.9	26.2	26.5	24.0
17	26.5	26.5	29.2	27.0	27.2	25.9	28.3
18	28.6	28.2	30.2	29.5	28.4	27.1	28.8
19	29.2	31.3	29.2	28.1	27.1	28.4	28.1
20	29.3	29.5	29.2	27.6	28.9	28.2	26.9
21	27.4	31.0	29.0	29.8	28.1	27.0	25.9
22	29.1	29.5	30.6	26.6	29.2	28.6	26.5
23	31.2	30.2	28.7	32.2	28.9	25.9	28.9
24	28.4	33.0	35.5	31.0	24.7	26.8	30.0

10-12	25.0	26.1	27.9	26.2	27.6	24.1	27.9
14-16	26.3	23.2	27.6	26.3	26.9	26.0	25.3
0-24	26.7	26.3	28.4	27.3	27.5	26.7	27.7

7 Day Ave 27.2

85th Percentile

Hr Ending	20/05/2017 Saturday	21/05/2017 Sunday	22/05/2017 Monday	23/05/2017 Tuesday	24/05/2017 Wednesday	25/05/2017 Thursday	26/05/2017 Friday
1	38.7	33.5	28.3	33.3	33.4	28.0	38.3
2	-	33.3	-	28.9	-	28.5	28.9
3	-	33.6	-	-	28.4	33.7	38.8
4	28.5	28.6	33.4	28.6	-	23.5	33.3
5	-	-	43.3	-	43.5	33.8	38.7
6	28.6	33.3	-	33.6	33.2	38.1	38.3
7	33.3	38.3	33.9	38.4	33.5	38.2	33.1
8	33.3	33.8	34.0	33.1	33.3	33.7	38.0
9	33.8	28.8	33.4	33.6	33.6	28.5	33.3
10	33.0	33.6	33.3	33.7	33.5	33.4	33.8
11	28.8	34.0	33.2	33.9	33.2	33.1	33.3
12	28.8	33.9	33.2	28.8	33.9	33.7	33.2
13	28.7	28.2	33.6	28.0	33.7	33.9	33.5
14	33.0	28.7	33.4	33.5	33.5	33.5	33.3
15	33.4	29.0	33.4	28.9	33.4	28.1	33.3
16	33.9	28.2	33.7	33.4	28.1	33.8	28.0
17	33.8	33.5	33.3	33.7	33.8	33.4	33.5
18	33.4	33.1	33.6	33.5	33.5	33.5	33.2
19	34.0	39.0	33.2	33.5	33.8	33.5	33.9
20	33.9	38.7	33.2	33.5	33.6	33.2	33.6
21	33.1	38.0	33.6	38.4	33.8	33.3	33.8
22	33.9	33.6	33.1	33.4	33.0	33.1	38.9
23	33.4	33.1	33.5	55.8	38.2	28.6	33.3
24	33.5	33.1	48.9	38.1	28.1	28.2	38.5

10-12	28.8	33.8	33.3	28.2	33.1	33.9	33.1
14-16	33.1	28.3	33.8	34.0	33.3	33.1	33.6
0-24	33.6	33.0	33.4	33.1	33.1	33.4	33.4

7 Day Ave 33.3

Faversham 2, Head Hill Road (North)

Produced by Streetwise Services Ltd.



Channel 2 - Southbound

Average Speed

Week 1

Hr Ending	20/05/2017 Saturday	21/05/2017 Sunday	22/05/2017 Monday	23/05/2017 Tuesday	24/05/2017 Wednesday	25/05/2017 Thursday	26/05/2017 Friday
1	29.2	27.0	28.0	30.5	-	29.0	33.0
2	38.0	34.2	-	33.0	-	34.2	28.0
3	-	25.5	-	29.7	30.5	28.0	28.0
4	18.0	-	-	23.0	-	30.5	-
5	43.0	-	30.5	33.0	35.0	36.0	35.5
6	35.0	29.7	30.5	32.0	31.3	33.0	29.8
7	26.0	26.8	28.3	26.8	27.5	25.9	26.0
8	27.2	27.6	27.1	26.8	25.3	27.6	27.7
9	28.5	26.9	26.2	25.3	27.0	26.0	25.5
10	22.4	23.9	25.6	25.9	27.9	26.4	25.8
11	24.2	22.3	27.6	26.0	24.9	24.7	26.5
12	21.2	22.8	25.8	22.1	26.0	22.4	27.1
13	21.8	21.0	25.0	26.2	25.0	24.3	27.4
14	22.4	20.1	26.1	23.9	24.7	24.4	26.0
15	23.1	21.3	24.1	24.7	24.5	23.1	26.9
16	25.9	20.9	24.2	24.8	23.7	23.3	21.9
17	25.1	23.4	27.3	26.0	25.3	24.0	26.7
18	26.6	24.7	28.7	26.7	26.4	25.8	27.9
19	27.9	27.9	30.2	27.9	25.6	25.6	26.7
20	27.0	28.2	28.8	27.3	25.2	26.2	24.9
21	26.5	31.0	28.5	28.1	26.3	25.7	24.3
22	26.6	27.3	28.4	24.5	26.8	28.0	26.8
23	32.5	30.9	30.3	28.8	28.0	29.1	28.0
24	29.4	28.0	32.2	27.6	30.2	32.4	28.5
10-12	22.8	22.6	26.7	24.0	25.4	23.5	26.8
14-16	24.4	21.1	24.2	24.7	24.0	23.2	23.8
0-24	24.8	23.8	26.8	25.7	25.7	25.2	26.0

7 Day Ave 25.4

85th Percentile

Hr Ending	20/05/2017 Saturday	21/05/2017 Sunday	22/05/2017 Monday	23/05/2017 Tuesday	24/05/2017 Wednesday	25/05/2017 Thursday	26/05/2017 Friday
1	34.0	33.4	28.8	33.1	-	38.8	33.8
2	38.1	43.5	-	43.6	-	43.3	33.2
3	-	28.8	-	33.7	33.2	29.0	28.4
4	18.9	-	-	28.0	-	33.8	-
5	43.6	-	33.2	48.4	48.4	43.7	43.2
6	43.3	33.5	43.8	43.4	43.4	33.9	33.9
7	33.1	33.4	33.2	33.3	33.3	33.9	33.6
8	33.5	28.5	34.0	34.0	33.5	33.4	33.4
9	33.2	33.2	33.1	28.8	33.1	33.1	33.4
10	29.0	28.6	28.1	33.7	33.5	29.0	28.9
11	28.1	28.5	33.8	33.4	34.0	28.8	33.6
12	28.0	28.7	33.4	28.7	28.6	28.7	33.9
13	28.3	28.9	28.5	33.3	28.9	28.4	33.5
14	28.5	28.4	33.1	28.4	28.7	28.0	28.3
15	28.9	28.3	28.1	28.4	28.4	28.2	33.9
16	33.5	28.3	28.2	28.9	28.7	28.2	28.3
17	28.4	28.2	33.0	28.1	33.1	28.5	28.3
18	33.8	28.5	33.7	33.6	33.8	28.4	33.2
19	33.8	33.2	33.5	33.3	33.7	33.1	33.3
20	28.7	33.6	33.6	33.1	33.5	33.3	28.0
21	33.7	33.4	33.2	33.2	33.2	28.6	33.7
22	34.0	38.9	33.5	33.1	28.2	33.8	33.8
23	38.3	38.5	33.7	33.4	33.3	33.5	33.3
24	33.5	33.2	38.8	34.0	33.8	38.2	43.7
10-12	28.4	28.7	33.4	28.5	33.1	28.9	33.4
14-16	28.7	28.7	28.9	28.5	28.5	28.4	33.8
0-24	33.2	28.6	33.7	34.0	33.8	28.3	33.7

7 Day Ave 32.2

Faversham 2, Head Hill Road (North)

Produced by Streetwise Services Ltd.



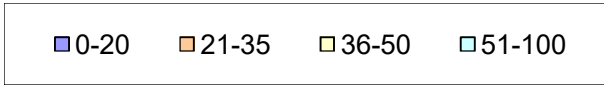
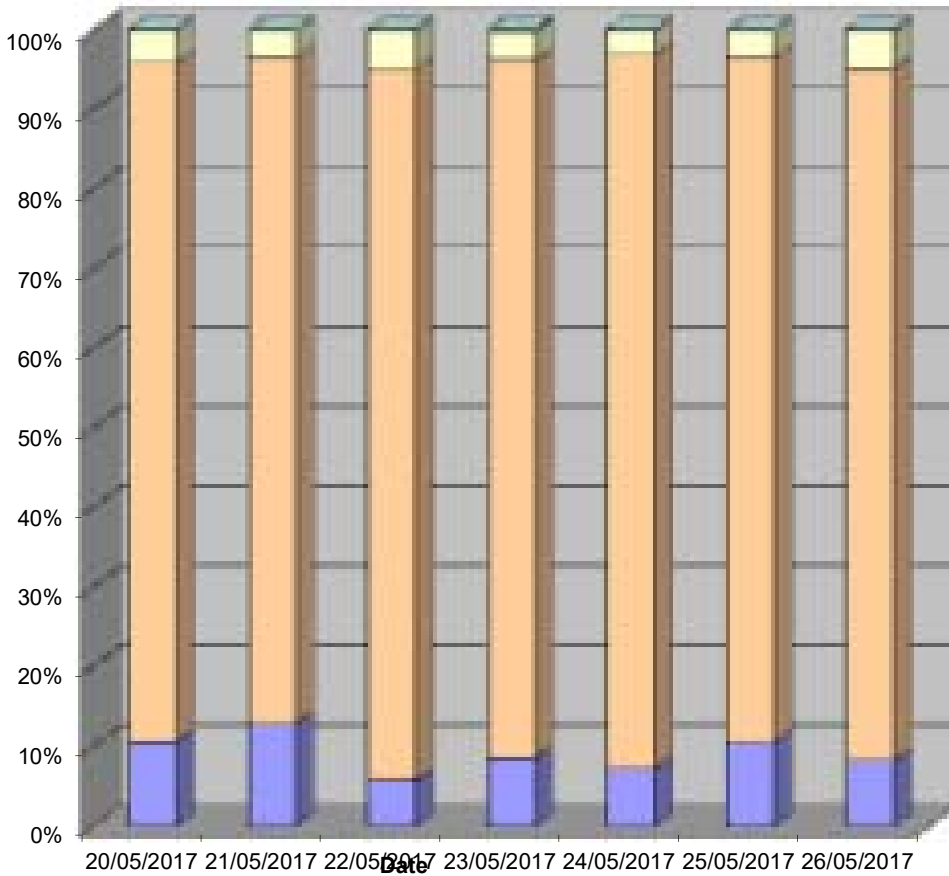
Channel 1 - Northbound

Speed Summary

Week 1

Speed (MPH)	20/05/2017 Saturday	21/05/2017 Sunday	22/05/2017 Monday	23/05/2017 Tuesday	24/05/2017 Wednesday	25/05/2017 Thursday	26/05/2017 Friday
0-20	101	143	56	91	81	136	106
21-35	814	934	874	935	1009	1114	1123
36-50	40	39	47	38	36	45	62
51-100	0	0	0	2	0	0	1
TOTAL	955	1116	977	1066	1126	1295	1292

Speed Summary (MPH)



Faversham 2, Head Hill Road (North)

Produced by Streetwise Services Ltd.




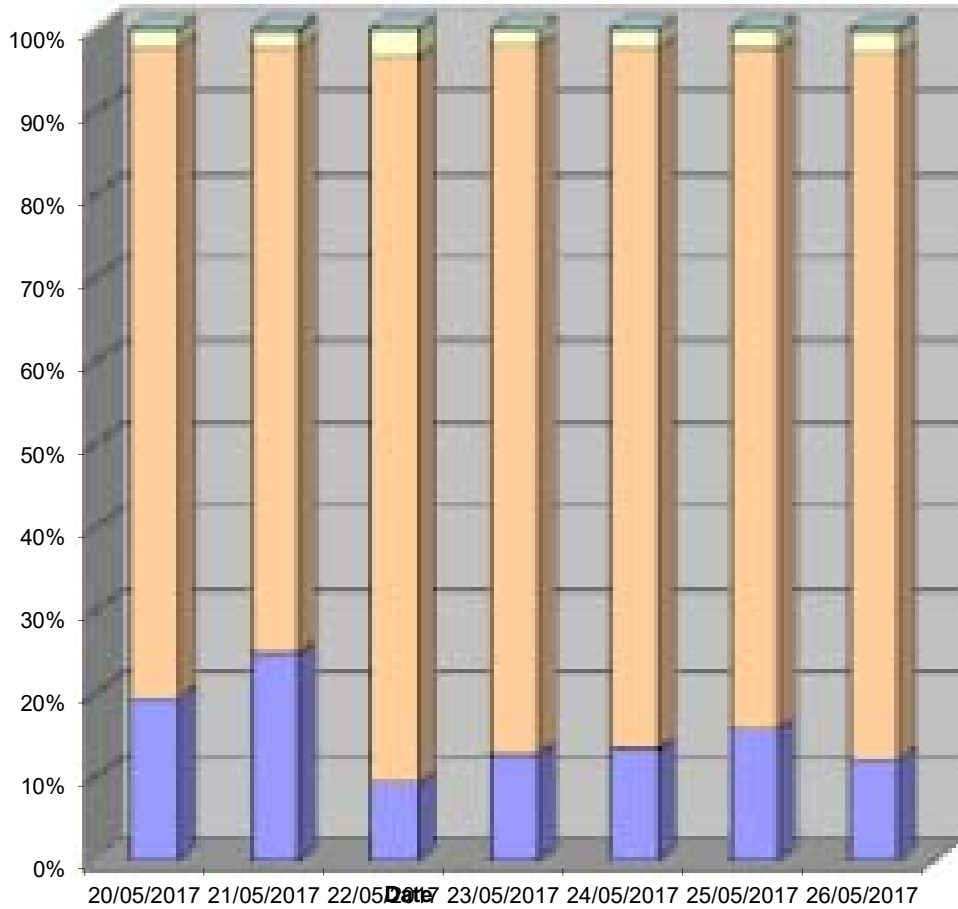
Channel 2 - Southbound

Speed Summary

Week 1

Speed (MPH)	20/05/2017 Saturday	21/05/2017 Sunday	22/05/2017 Monday	23/05/2017 Tuesday	24/05/2017 Wednesday	25/05/2017 Thursday	26/05/2017 Friday
0-20	232	345	109	149	168	237	174
21-35	932	1008	1025	1001	1058	1240	1220
36-50	26	29	40	24	29	37	41
51-100	0	3	0	0	0	0	2
TOTAL	1190	1385	1174	1174	1255	1514	1437

Speed Summary (MPH)



Faversham 2, Head Hill Road (North)

Produced by Streetwise Services Ltd.



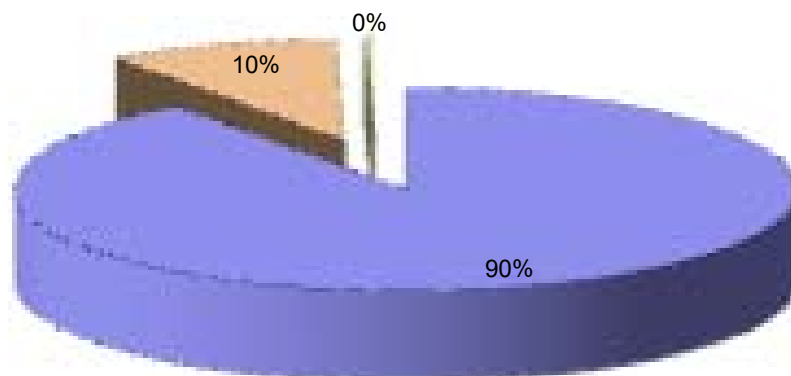
Channel 1 - Northbound

Vehicle Class

Week 1

Classes Day / Time	Car / LGV / Caravan - 1	OGV1 / Bus - 2,3,5,6,7,12	OGV2 - 4,8,9,10,11,13	TOTAL - 1-13
20/05/2017				
7-19	766	61	5	832
6-22	848	66	5	919
6-24	872	68	5	945
0-24	878	72	5	955
21/05/2017				
7-19	907	46	10	963
6-22	1020	57	10	1087
6-24	1029	58	10	1097
0-24	1046	60	10	1116
22/05/2017				
7-19	767	80	4	851
6-22	868	89	4	961
6-24	879	89	4	972
0-24	884	89	4	977
23/05/2017				
7-19	790	125	1	916
6-22	904	133	1	1038
6-24	921	133	1	1055
0-24	931	134	1	1066
24/05/2017				
7-19	862	99	6	967
6-22	968	117	6	1091
6-24	987	117	6	1110
0-24	999	120	7	1126
25/05/2017				
7-19	982	125	2	1109
6-22	1116	140	2	1258
6-24	1134	140	2	1276
0-24	1150	143	2	1295
26/05/2017				
7-19	964	115	3	1082
6-22	1127	127	3	1257
6-24	1145	130	3	1278
0-24	1159	130	3	1292
Average				
7-19	863	93	4	960
6-22	979	104	4	1087
6-24	995	105	4	1105
0-24	1007	107	5	1118

Total Vehicle Class Distribution



Faversham 2, Head Hill Road (North)

Produced by Streetwise Services Ltd.



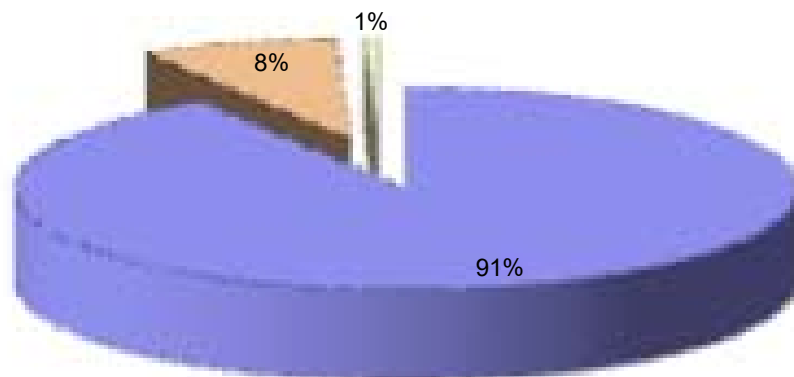
Channel 2 - Southbound

Vehicle Class

Week 1

Classes Day / Time	Car / LGV / Caravan - 1	OGV1 / Bus - 2,3,5,6,7,12	OGV2 - 4,8,9,10,11,13	TOTAL - 1-13
20/05/2017				
7-19	949	56	6	1011
6-22	1065	69	6	1140
6-24	1101	70	6	1177
0-24	1112	72	6	1190
21/05/2017				
7-19	1132	50	15	1197
6-22	1277	56	16	1349
6-24	1291	58	16	1365
0-24	1310	59	16	1385
22/05/2017				
7-19	910	84	2	996
6-22	1044	97	3	1144
6-24	1058	100	3	1161
0-24	1070	101	3	1174
23/05/2017				
7-19	880	107	5	992
6-22	1007	117	5	1129
6-24	1026	118	5	1149
0-24	1045	124	5	1174
24/05/2017				
7-19	941	110	8	1059
6-22	1082	126	10	1218
6-24	1100	126	10	1236
0-24	1117	128	10	1255
25/05/2017				
7-19	1122	112	8	1242
6-22	1320	131	8	1459
6-24	1349	133	8	1490
0-24	1369	137	8	1514
26/05/2017				
7-19	1048	110	4	1162
6-22	1253	123	4	1380
6-24	1288	125	4	1417
0-24	1305	127	5	1437
Average				
7-19	997	90	7	1094
6-22	1150	103	7	1260
6-24	1173	104	7	1285
0-24	1190	107	8	1304

Total Vehicle Class Distribution



CT 5 days Two way

Average				
0-24	2206	247	10	2462

Faversham 2, Head Hill Road (North)

Produced by Streetwise Services Ltd.



Channel 1 - Northbound

	20/05/2017 Saturday	21/05/2017 Sunday	22/05/2017 Monday	23/05/2017 Tuesday	24/05/2017 Wednesday	25/05/2017 Thursday	26/05/2017 Friday	5-DAY MEAN	7-DAY MEAN
0000-2400 Vehicle Flow	955	1116	977	1066	1126	1295	1292	1151	1118
Mean Speed	26.7	26.3	28.4	27.3	27.5	26.7	27.7	27.5	27.2
85%ile Speed	33.6	33.0	33.4	33.1	33.1	33.4	33.4	33.3	33.3
No. Vehicles > 30 MPH Limit	199	196	317	238	272	262	329	284	259
% Vehicles > 30 MPH Limit	20.8	17.6	32.4	22.3	24.2	20.2	25.5	24.9	23.3
No. Vehicles > 45 MPH	1	0	1	2	0	1	1	1	1
% Vehicles > 45 MPH	0.1	0.0	0.1	0.2	0.0	0.1	0.1	0.1	0.1

Channel 2 - Southbound

	20/05/2017 Saturday	21/05/2017 Sunday	22/05/2017 Monday	23/05/2017 Tuesday	24/05/2017 Wednesday	25/05/2017 Thursday	26/05/2017 Friday	5-DAY MEAN	7-DAY MEAN
0000-2400 Vehicle Flow	1190	1385	1174	1174	1255	1514	1437	1311	1304
Mean Speed	24.8	23.8	26.8	25.7	25.7	25.2	26.0	25.9	25.4
85%ile Speed	33.2	28.6	33.7	34.0	33.8	28.3	33.7	32.7	32.2
No. Vehicles > 30 MPH Limit	162	141	255	179	193	205	253	217	198
% Vehicles > 30 MPH Limit	13.6	10.2	21.7	15.2	15.4	13.5	17.6	16.7	15.3
No. Vehicles > 45 MPH	4	4	1	3	1	2	3	2	3
% Vehicles > 45 MPH	0.3	0.3	0.1	0.3	0.1	0.1	0.2	0.2	0.2

Channels 1+2 - Northbound & Southbound

	20/05/2017 Saturday	21/05/2017 Sunday	22/05/2017 Monday	23/05/2017 Tuesday	24/05/2017 Wednesday	25/05/2017 Thursday	26/05/2017 Friday	5-DAY MEAN	7-DAY MEAN
0000-2400 Vehicle Flow	2145	2501	2151	2240	2381	2809	2729	2462	2422
Mean Speed	25.8	25.1	27.6	26.5	26.6	26.0	26.9	26.7	26.3
85%ile Speed	33.4	30.8	33.6	33.5	33.4	30.9	33.6	33.0	32.7
No. Vehicles > 30 MPH Limit	361	337	572	417	465	467	582	501	457
% Vehicles > 30 MPH Limit	16.8	13.5	26.6	18.6	19.5	16.6	21.3	20.5	19.0
No. Vehicles > 45 MPH	5	4	2	5	1	3	4	3	3
% Vehicles > 45 MPH	0.2	0.2	0.1	0.2	0.0	0.1	0.1	0.1	0.1

Faversham 2, Head Hill Road (North)

Produced by Streetwise Services Ltd.



Channel 1 - Northbound

	20/05/2017 Saturday	21/05/2017 Sunday	22/05/2017 Monday	23/05/2017 Tuesday	24/05/2017 Wednesday	25/05/2017 Thursday	26/05/2017 Friday	5-DAY MEAN	7-DAY MEAN
Vehicle Flow	740	929	693	739	813	960	949	831	832
Mean Speed	27.6	28.4	29.5	28.1	28.4	27.7	29.1	28.5	28.4
85%ile Speed	32.4	33.2	34.6	34.2	33.4	32.2	34.5	33.8	33.5
No. Vehicles > 30 MPH Limit	136	157	213	143	195	193	222	193	180
% Vehicles > 30 MPH Limit	18.4	16.9	30.7	19.4	24.0	20.1	23.4	23.5	21.8
No. Vehicles > 45 MPH	1	0	1	2	0	0	0	1	1
% Vehicles > 45 MPH	0.1	0.0	0.1	0.3	0.0	0.0	0.0	0.1	0.1

Channel 2 - Southbound

	20/05/2017 Saturday	21/05/2017 Sunday	22/05/2017 Monday	23/05/2017 Tuesday	24/05/2017 Wednesday	25/05/2017 Thursday	26/05/2017 Friday	5-DAY MEAN	7-DAY MEAN
Vehicle Flow	920	1045	808	808	898	1069	1049	926	942
Mean Speed	27.4	26.0	27.9	27.3	27.2	27.6	27.4	27.5	27.3
85%ile Speed	32.5	32.4	32.9	33.9	33.2	32.8	33.3	33.2	33.0
No. Vehicles > 30 MPH Limit	118	116	168	126	125	134	164	143	136
% Vehicles > 30 MPH Limit	12.8	11.1	20.8	15.6	13.9	12.5	15.6	15.7	14.6
No. Vehicles > 45 MPH	3	3	1	3	1	1	1	1	2
% Vehicles > 45 MPH	0.3	0.3	0.1	0.4	0.1	0.1	0.1	0.2	0.2

Channels 1+2 - Northbound & Southbound

	20/05/2017 Saturday	21/05/2017 Sunday	22/05/2017 Monday	23/05/2017 Tuesday	24/05/2017 Wednesday	25/05/2017 Thursday	26/05/2017 Friday	5-DAY MEAN	7-DAY MEAN
Vehicle Flow	1660	1974	1501	1547	1711	2029	1998	1757	1774
Mean Speed	27.5	27.2	28.7	27.7	27.8	27.7	28.3	28.0	27.8
85%ile Speed	32.4	32.8	33.7	34.1	33.3	32.5	33.9	33.5	33.2
No. Vehicles > 30 MPH Limit	254	273	381	269	320	327	386	337	316
% Vehicles > 30 MPH Limit	15.3	13.8	25.4	17.4	18.7	16.1	19.3	19.4	18.0
No. Vehicles > 45 MPH	4	3	2	5	1	1	1	2	2
% Vehicles > 45 MPH	0.2	0.2	0.1	0.3	0.1	0.0	0.1	0.1	0.1

Note: All figures are based on data from the hours 0000-0700, 0900-1600 & 1800-2400.

Faversham 3, Seasalter Road

Produced by Streetwise Services Ltd.



Channel 1 - Northbound

20/05/2017	Vehicle Classes													TOTAL
Hr Ending	1	2	3	4	5	6	7	8	9	10	11	12	13	
1	2	0	0	0	0	0	0	0	0	0	0	0	0	2
2	0	0	0	0	0	0	0	0	0	0	0	0	0	0
3	0	0	0	0	0	0	0	0	0	0	0	0	0	0
4	1	0	0	0	0	0	0	0	0	0	0	0	0	1
5	0	0	0	0	0	0	0	0	0	0	0	0	0	0
6	0	0	0	0	0	0	0	0	0	0	0	0	0	0
7	1	1	0	0	0	0	0	0	0	0	0	0	0	2
8	7	0	0	0	0	0	0	0	0	0	0	0	0	7
9	12	3	0	0	0	0	0	0	0	0	0	0	0	15
10	23	3	0	1	0	0	0	0	0	0	0	0	0	27
11	43	4	0	1	0	0	0	0	0	0	0	0	0	48
12	66	5	0	2	0	0	0	0	1	0	0	0	0	74
13	62	1	0	1	0	0	0	0	0	0	0	0	0	64
14	58	4	0	2	0	0	0	1	0	0	0	0	0	65
15	63	2	0	0	0	0	1	0	0	0	0	0	0	66
16	66	2	0	2	0	0	0	0	0	0	0	0	0	70
17	51	6	0	1	0	0	0	0	0	0	0	0	0	58
18	48	7	0	1	0	0	0	0	0	0	0	0	0	56
19	38	4	0	0	0	0	0	0	0	0	0	0	0	42
20	35	2	0	0	0	0	0	0	0	0	0	0	0	37
21	21	2	0	0	0	0	0	0	0	0	0	0	0	23
22	5	0	0	0	0	0	0	0	0	0	0	0	0	5
23	5	1	0	0	0	0	0	0	0	0	0	0	0	6
24	4	0	0	0	0	0	0	0	0	0	0	0	0	4
7-19	537	41	0	11	0	0	1	1	1	0	0	0	0	592
6-22	599	46	0	11	0	0	1	1	1	0	0	0	0	659
6-24	608	47	0	11	0	0	1	1	1	0	0	0	0	669
0-24	611	47	0	11	0	0	1	1	1	0	0	0	0	672

Channel 2 - Southbound

20/05/2017	Vehicle Classes													TOTAL
Hr Ending	1	2	3	4	5	6	7	8	9	10	11	12	13	
1	4	0	0	0	0	0	0	0	0	0	0	0	0	4
2	1	0	0	0	0	0	0	0	0	0	0	0	0	1
3	1	0	0	0	0	0	0	0	0	0	0	0	0	1
4	0	0	0	0	0	0	0	0	0	0	0	0	0	0
5	1	0	0	0	0	0	0	0	0	0	0	0	0	1
6	3	0	0	0	0	0	0	0	0	0	0	0	0	3
7	6	2	0	0	0	0	0	0	0	0	0	0	0	8
8	9	1	0	0	0	0	0	0	0	0	0	0	0	10
9	17	1	0	0	0	0	0	0	0	0	0	0	0	18
10	44	3	0	1	0	0	0	0	0	0	0	0	0	48
11	65	3	0	0	0	0	0	0	0	0	0	0	0	68
12	56	1	0	2	0	0	0	0	1	0	0	0	0	60
13	56	4	0	0	0	0	0	0	0	0	0	0	0	60
14	60	2	0	0	0	0	0	0	0	0	0	0	0	62
15	84	5	0	0	0	0	0	0	0	0	0	0	0	89
16	71	1	0	0	0	0	0	0	0	0	0	0	0	72
17	73	4	0	0	0	0	0	0	0	0	0	0	0	77
18	76	2	0	0	0	0	0	0	0	0	0	0	0	78
19	45	5	0	0	0	0	0	0	0	0	0	0	0	50
20	39	3	0	0	0	0	0	0	0	0	0	0	0	42
21	34	0	0	0	0	0	0	0	0	0	0	0	0	34
22	23	0	0	0	0	0	0	0	0	0	0	0	0	23
23	9	0	0	0	0	0	0	0	0	0	0	0	0	9
24	13	0	0	0	0	0	0	0	0	0	0	0	0	13
7-19	656	32	0	3	0	0	0	0	1	0	0	0	0	692
6-22	758	37	0	3	0	0	0	0	1	0	0	0	0	799
6-24	780	37	0	3	0	0	0	0	1	0	0	0	0	821
0-24	790	37	0	3	0	0	0	0	1	0	0	0	0	831

Faversham 3, Seasalter Road

Produced by Streetwise Services Ltd.



Channel 1 - Northbound

21/05/2017	Vehicle Classes													TOTAL
Hr Ending	1	2	3	4	5	6	7	8	9	10	11	12	13	
1	2	0	0	0	0	0	0	0	0	0	0	0	0	2
2	0	0	0	0	0	0	0	0	0	0	0	0	0	0
3	1	0	0	0	0	0	0	0	0	0	0	0	0	1
4	0	0	0	0	0	0	0	0	0	0	0	0	0	0
5	0	0	0	0	0	0	0	0	0	0	0	0	0	0
6	1	0	0	0	0	0	0	0	0	0	0	0	0	1
7	5	1	0	0	0	0	0	0	0	0	0	0	0	6
8	8	0	0	0	0	0	0	0	0	0	0	0	0	8
9	10	0	0	0	0	0	0	0	0	0	0	0	0	10
10	31	3	0	1	0	0	0	0	0	0	0	0	0	35
11	56	5	0	0	0	0	0	0	0	0	0	0	0	61
12	96	2	0	0	0	0	0	0	0	0	0	0	0	98
13	104	4	0	5	0	0	0	0	0	0	0	0	0	113
14	83	2	0	1	0	0	0	0	0	0	0	0	0	86
15	84	1	0	0	0	0	0	0	0	0	0	0	0	85
16	68	2	0	0	0	0	0	0	0	0	0	0	0	70
17	59	2	0	0	0	0	0	0	0	0	0	0	0	61
18	59	4	0	1	0	0	0	0	0	0	0	0	0	64
19	45	1	0	0	0	0	0	0	0	0	0	0	0	46
20	49	2	0	0	0	0	0	0	0	0	0	0	0	51
21	20	0	0	0	0	0	0	0	0	0	0	0	0	20
22	16	2	0	0	0	0	0	0	0	0	0	0	0	18
23	4	1	0	0	0	0	0	0	0	0	0	0	0	5
24	0	0	0	0	0	0	0	0	0	0	0	0	0	0
7-19	703	26	0	8	0	0	0	0	0	0	0	0	0	737
6-22	793	31	0	8	0	0	0	0	0	0	0	0	0	832
6-24	797	32	0	8	0	0	0	0	0	0	0	0	0	837
0-24	801	32	0	8	0	0	0	0	0	0	0	0	0	841

Channel 2 - Southbound

21/05/2017	Vehicle Classes													TOTAL
Hr Ending	1	2	3	4	5	6	7	8	9	10	11	12	13	
1	2	0	0	0	0	0	0	0	0	0	0	0	0	2
2	3	1	0	0	0	0	0	0	0	0	0	0	0	4
3	1	0	0	0	0	0	0	0	0	0	0	0	0	1
4	1	0	0	0	0	0	0	0	0	0	0	0	0	1
5	0	0	0	0	0	0	0	0	0	0	0	0	0	0
6	2	0	0	0	0	0	0	0	0	0	0	0	0	2
7	5	0	0	0	0	0	0	0	0	0	0	0	0	5
8	3	0	0	0	0	0	0	0	0	0	0	0	0	3
9	11	2	0	0	0	0	0	0	0	0	0	0	0	13
10	35	4	0	0	0	0	0	0	0	0	0	0	0	39
11	44	2	0	2	0	0	0	0	0	0	0	0	0	48
12	87	4	0	0	0	0	0	0	0	0	0	0	0	91
13	71	2	0	0	0	0	0	0	0	0	0	0	0	73
14	103	3	0	0	0	0	0	0	0	0	0	0	0	106
15	93	6	0	3	0	0	0	0	0	0	0	0	0	102
16	135	4	0	3	0	0	0	0	0	0	0	0	0	142
17	109	1	0	3	0	0	0	0	0	0	0	0	0	113
18	130	5	0	0	0	0	1	0	0	0	0	0	0	136
19	91	4	0	0	0	0	0	0	0	0	0	0	0	95
20	57	3	0	0	0	0	0	0	0	0	0	0	0	60
21	45	2	0	0	0	0	0	0	0	0	0	0	0	47
22	18	0	0	0	0	0	0	0	0	0	0	0	0	18
23	3	1	0	0	0	0	0	0	0	0	0	0	0	4
24	2	1	0	0	0	0	0	0	0	0	0	0	0	3
7-19	912	37	0	11	0	0	1	0	0	0	0	0	0	961
6-22	1037	42	0	11	0	0	1	0	0	0	0	0	0	1091
6-24	1042	44	0	11	0	0	1	0	0	0	0	0	0	1098
0-24	1051	45	0	11	0	0	1	0	0	0	0	0	0	1108

Faversham 3, Seasalter Road

Produced by Streetwise Services Ltd.



Channel 1 - Northbound

22/05/2017	Vehicle Classes													TOTAL
Hr Ending	1	2	3	4	5	6	7	8	9	10	11	12	13	
1	2	0	0	0	0	0	0	0	0	0	0	0	0	2
2	0	0	0	0	0	0	0	0	0	0	0	0	0	0
3	0	0	0	0	0	0	0	0	0	0	0	0	0	0
4	1	0	0	0	0	0	0	0	0	0	0	0	0	1
5	2	0	0	0	0	0	0	0	0	0	0	0	0	2
6	0	0	0	0	0	0	0	0	0	0	0	0	0	0
7	4	1	0	0	0	0	0	0	0	0	0	0	0	5
8	6	1	0	0	0	0	0	0	0	0	0	0	0	7
9	24	4	1	0	0	0	0	0	0	0	0	0	0	29
10	28	3	0	0	0	0	0	0	0	0	0	2	0	33
11	29	6	0	1	0	0	0	0	0	0	0	1	0	37
12	31	3	0	0	0	0	0	0	0	0	0	2	0	36
13	38	8	0	1	0	0	0	0	0	0	0	0	0	47
14	42	6	0	0	0	0	0	0	0	0	1	0	0	49
15	48	7	0	1	0	0	0	0	0	0	0	0	0	56
16	36	2	0	0	0	0	0	0	0	0	0	0	0	38
17	42	4	0	0	0	0	0	0	0	0	0	0	0	46
18	26	38	0	0	0	0	0	0	0	0	0	1	0	65
19	6	50	0	2	0	0	0	0	0	0	0	1	0	59
20	7	20	0	0	0	0	0	0	0	0	0	1	0	28
21	7	15	0	0	0	0	0	0	0	0	0	0	0	22
22	4	7	0	0	0	0	0	0	0	0	0	0	0	11
23	0	3	0	0	0	0	0	0	0	0	0	1	0	4
24	1	0	0	0	0	0	0	0	0	0	0	0	0	1
7-19	356	132	1	5	0	0	0	0	0	0	1	7	0	502
6-22	378	175	1	5	0	0	0	0	0	0	1	8	0	568
6-24	379	178	1	5	0	0	0	0	0	0	1	9	0	573
0-24	384	178	1	5	0	0	0	0	0	0	1	9	0	578

Channel 2 - Southbound

22/05/2017	Vehicle Classes													TOTAL
Hr Ending	1	2	3	4	5	6	7	8	9	10	11	12	13	
1	0	0	0	0	0	0	0	0	0	0	0	0	0	0
2	0	0	0	0	0	0	0	0	0	0	0	0	0	0
3	0	0	0	0	0	0	0	0	0	0	0	0	0	0
4	0	0	0	0	0	0	0	0	0	0	0	0	0	0
5	2	0	0	0	0	0	0	0	0	0	0	0	0	2
6	4	0	0	0	0	0	0	0	0	0	0	0	0	4
7	15	2	0	0	0	0	0	0	0	0	0	0	0	17
8	29	2	0	0	0	0	0	0	0	0	0	0	0	31
9	38	3	0	0	0	0	0	0	0	0	0	0	0	41
10	31	2	0	0	0	0	0	0	0	0	0	1	0	34
11	31	2	2	0	0	0	0	0	0	0	0	0	0	35
12	33	6	0	1	0	0	0	0	0	0	0	1	0	41
13	59	5	0	0	0	0	1	0	0	0	0	1	0	66
14	45	7	0	1	0	0	0	0	0	0	0	0	0	53
15	51	7	0	0	0	0	0	0	0	0	0	0	0	58
16	63	5	0	0	0	0	0	0	0	0	0	0	0	68
17	63	4	0	0	0	0	0	0	0	0	1	0	0	68
18	15	31	0	0	0	0	0	0	0	0	0	0	0	46
19	4	44	0	0	0	0	0	0	0	0	0	0	0	48
20	3	33	0	2	0	0	0	0	0	0	0	2	0	40
21	5	36	0	0	0	0	0	0	0	0	0	0	0	41
22	0	21	0	0	0	0	0	0	0	0	0	0	0	21
23	0	7	0	0	0	0	0	0	0	0	0	1	0	8
24	1	6	0	0	0	0	0	0	0	0	0	0	0	7
7-19	462	118	2	2	0	0	1	0	0	0	1	3	0	589
6-22	485	210	2	4	0	0	1	0	0	0	1	5	0	708
6-24	486	223	2	4	0	0	1	0	0	0	1	6	0	723
0-24	492	223	2	4	0	0	1	0	0	0	1	6	0	729

Faversham 3, Seasalter Road

Produced by Streetwise Services Ltd.



Channel 1 - Northbound

23/05/2017	Vehicle Classes													TOTAL
Hr Ending	1	2	3	4	5	6	7	8	9	10	11	12	13	
1	1	1	0	0	0	0	0	0	0	0	0	0	0	2
2	0	0	0	0	0	0	0	0	0	0	0	0	0	0
3	0	0	0	0	0	0	0	0	0	0	0	0	0	0
4	2	0	0	0	0	0	0	0	0	0	0	0	0	2
5	0	0	0	0	0	0	0	0	0	0	0	0	0	0
6	0	0	0	0	0	0	0	0	0	0	0	0	0	0
7	0	2	0	0	0	0	0	0	0	0	0	0	0	2
8	7	5	1	0	0	0	0	0	0	0	0	0	0	13
9	9	25	0	0	0	0	0	0	0	0	0	0	0	34
10	14	26	1	0	0	0	0	0	0	0	0	1	0	42
11	7	28	1	0	2	0	0	0	0	0	0	2	0	40
12	19	27	0	0	0	0	0	0	0	0	0	3	0	49
13	13	19	0	0	0	0	0	0	0	0	0	1	0	33
14	18	29	0	2	0	0	0	0	1	0	0	2	0	52
15	15	40	0	0	0	0	0	0	0	0	0	1	0	56
16	8	47	0	1	0	0	0	0	0	0	0	1	0	57
17	2	47	0	0	0	0	0	0	0	0	0	0	0	49
18	9	67	0	0	0	0	0	0	0	0	0	2	0	78
19	2	33	0	2	0	0	0	0	0	0	0	1	0	38
20	2	35	0	1	0	0	0	0	0	0	0	0	0	38
21	10	4	0	0	0	0	0	0	0	0	0	0	0	14
22	7	3	0	0	0	0	0	0	0	0	0	0	0	10
23	5	3	0	0	0	0	0	0	0	0	0	0	0	8
24	1	1	0	0	0	0	0	0	0	0	0	0	0	2
7-19	123	393	3	5	2	0	0	0	1	0	0	14	0	541
6-22	142	437	3	6	2	0	0	0	1	0	0	14	0	605
6-24	148	441	3	6	2	0	0	0	1	0	0	14	0	615
0-24	151	442	3	6	2	0	0	0	1	0	0	14	0	619

Channel 2 - Southbound

23/05/2017	Vehicle Classes													TOTAL
Hr Ending	1	2	3	4	5	6	7	8	9	10	11	12	13	
1	0	0	0	0	0	0	0	0	0	0	0	0	0	0
2	0	2	0	0	0	0	0	0	0	0	0	0	0	2
3	1	0	0	0	0	0	0	0	0	0	0	1	0	2
4	0	0	0	0	0	0	0	0	0	0	0	0	0	0
5	0	2	0	0	1	0	0	0	0	0	0	0	0	3
6	2	4	0	0	0	0	0	0	0	0	0	0	0	6
7	2	8	0	0	0	0	0	0	0	0	0	0	0	10
8	9	19	0	0	0	0	0	0	0	0	0	0	0	28
9	6	38	0	0	1	0	0	0	0	0	0	2	0	47
10	14	30	1	0	0	0	0	0	0	0	0	2	0	47
11	5	39	1	0	0	0	0	0	0	0	0	3	0	48
12	5	42	0	0	1	0	0	0	0	0	0	3	0	51
13	3	51	0	0	0	0	0	0	0	0	0	4	0	58
14	3	45	0	0	0	0	0	0	0	0	0	3	0	51
15	8	44	0	0	0	0	0	0	1	0	0	2	0	55
16	5	51	0	0	0	0	1	0	0	0	0	1	0	58
17	9	40	0	0	1	0	0	1	0	0	0	0	0	51
18	5	30	0	0	0	0	0	0	0	0	0	2	0	37
19	5	36	0	1	0	0	0	0	0	0	0	0	0	42
20	3	21	0	0	0	0	0	0	0	0	0	0	0	24
21	17	11	0	0	0	0	0	0	0	0	0	0	0	28
22	15	6	0	0	0	0	0	0	0	0	0	0	0	21
23	6	9	0	0	0	0	0	0	0	0	0	0	0	15
24	2	2	0	0	0	0	0	0	0	0	0	0	0	4
7-19	77	465	2	1	3	0	1	1	1	0	0	22	0	573
6-22	114	511	2	1	3	0	1	1	1	0	0	22	0	656
6-24	122	522	2	1	3	0	1	1	1	0	0	22	0	675
0-24	125	530	2	1	4	0	1	1	1	0	0	23	0	688

Faversham 3, Seasalter Road

Produced by Streetwise Services Ltd.



Channel 1 - Northbound

24/05/2017	Vehicle Classes													TOTAL
Hr Ending	1	2	3	4	5	6	7	8	9	10	11	12	13	
1	0	1	0	0	0	0	0	0	0	0	0	0	0	1
2	0	0	0	0	0	0	0	0	0	0	0	0	0	0
3	0	0	0	0	0	0	0	0	0	0	0	0	0	0
4	0	0	0	0	0	0	0	0	0	0	0	0	0	0
5	0	2	0	0	0	0	0	0	0	0	0	0	0	2
6	0	1	0	0	0	0	0	0	0	0	0	0	0	1
7	1	5	0	0	0	0	1	0	0	0	0	0	0	7
8	6	11	0	0	1	0	0	0	0	0	0	1	0	19
9	13	9	0	0	1	0	0	0	0	0	1	0	0	24
10	5	28	0	0	1	0	1	1	0	0	0	2	0	38
11	22	33	0	0	0	0	0	0	0	0	0	2	0	57
12	25	35	0	3	1	0	0	0	0	0	0	1	0	65
13	42	25	0	0	0	0	0	0	0	0	0	1	0	68
14	43	14	0	0	1	0	0	0	0	0	0	1	0	59
15	39	14	0	0	1	0	0	0	0	0	0	0	0	54
16	33	20	0	0	2	0	0	0	0	0	0	3	0	58
17	28	38	0	0	0	0	0	0	0	0	0	1	0	67
18	10	55	0	0	0	0	0	0	0	0	0	1	0	66
19	13	44	0	0	0	0	0	0	0	0	0	2	0	59
20	24	19	0	0	0	0	0	0	0	0	0	0	0	43
21	12	17	0	0	0	0	0	0	0	0	0	0	0	29
22	6	3	0	0	0	0	0	0	0	0	0	0	0	9
23	4	3	0	0	0	0	0	0	0	0	0	0	0	7
24	2	1	0	0	0	0	0	0	0	0	0	0	0	3
7-19	279	326	0	3	8	0	1	1	0	0	1	15	0	634
6-22	322	370	0	3	8	0	2	1	0	0	1	15	0	722
6-24	328	374	0	3	8	0	2	1	0	0	1	15	0	732
0-24	328	378	0	3	8	0	2	1	0	0	1	15	0	736

Channel 2 - Southbound

24/05/2017	Vehicle Classes													TOTAL
Hr Ending	1	2	3	4	5	6	7	8	9	10	11	12	13	
1	0	0	0	0	0	0	0	0	0	0	0	0	0	0
2	0	0	0	0	0	0	0	0	0	0	0	0	0	0
3	1	1	0	0	0	0	0	0	0	0	0	0	0	2
4	0	0	0	0	0	0	0	0	0	0	0	0	0	0
5	0	3	0	0	0	0	0	0	0	0	0	0	0	3
6	1	3	0	0	0	0	0	0	0	0	0	0	0	4
7	5	9	0	0	0	0	0	0	0	0	0	0	0	14
8	12	14	0	0	0	0	0	0	0	0	0	0	0	26
9	24	19	0	0	0	0	0	0	0	0	0	0	0	43
10	11	31	0	0	0	0	1	0	0	0	0	0	0	43
11	22	21	1	0	1	0	0	0	0	0	0	3	0	48
12	16	25	0	0	0	0	1	0	0	0	0	2	0	44
13	31	27	0	1	1	0	0	0	1	0	0	1	0	62
14	32	24	0	0	1	0	0	0	0	0	0	0	0	57
15	41	42	1	0	1	0	0	0	0	0	0	2	0	87
16	42	40	0	0	1	0	0	0	0	0	0	1	0	84
17	26	40	0	1	0	0	0	0	0	0	0	0	0	67
18	12	34	0	0	1	0	0	0	0	0	0	1	0	48
19	20	25	0	0	1	0	0	0	0	0	0	0	0	46
20	20	28	0	1	0	0	0	0	0	0	0	1	0	50
21	11	15	0	0	0	0	0	0	0	0	0	0	0	26
22	9	10	0	0	0	0	0	0	0	0	0	0	0	19
23	2	10	0	0	0	0	0	0	0	0	0	0	0	12
24	5	3	0	0	0	0	0	0	0	0	0	0	0	8
7-19	289	342	2	2	7	0	2	0	1	0	0	10	0	655
6-22	334	404	2	3	7	0	2	0	1	0	0	11	0	764
6-24	341	417	2	3	7	0	2	0	1	0	0	11	0	784
0-24	343	424	2	3	7	0	2	0	1	0	0	11	0	793

Faversham 3, Seasalter Road

Produced by Streetwise Services Ltd.



Channel 1 - Northbound

25/05/2017	Vehicle Classes													TOTAL
Hr Ending	1	2	3	4	5	6	7	8	9	10	11	12	13	
1	0	0	0	0	0	0	0	0	0	0	0	0	0	0
2	0	0	0	0	0	0	0	0	0	0	0	0	0	0
3	1	0	0	0	0	0	0	0	0	0	0	0	0	1
4	0	0	0	0	0	0	0	0	0	0	0	0	0	0
5	4	0	0	0	0	0	0	0	0	0	0	0	0	4
6	2	0	0	0	0	0	0	0	0	0	0	0	0	2
7	1	3	0	0	0	0	0	0	0	0	0	0	0	4
8	5	4	0	0	1	0	0	0	0	0	1	1	0	12
9	23	4	0	0	0	0	0	0	0	0	0	0	0	27
10	21	12	0	0	1	0	0	0	1	0	0	2	0	37
11	39	8	0	0	0	0	0	0	0	0	0	1	0	48
12	48	15	0	0	0	0	0	0	0	0	0	0	0	63
13	51	89	1	0	1	0	0	1	2	0	0	0	0	145
14	50	33	0	0	0	0	0	0	0	0	0	0	0	83
15	47	9	0	0	0	0	0	0	0	0	0	0	0	56
16	52	7	0	1	1	0	0	0	1	0	0	0	0	62
17	51	9	0	0	0	0	0	0	0	0	0	1	0	61
18	68	11	0	0	0	0	0	0	0	0	0	0	0	79
19	20	44	0	0	0	0	0	0	0	0	0	1	0	65
20	35	5	0	0	0	0	0	0	0	0	0	0	0	40
21	20	11	0	0	0	0	0	0	0	0	0	0	0	31
22	13	1	0	0	0	0	0	0	0	0	0	2	0	16
23	6	0	0	0	0	0	0	0	0	0	0	0	0	6
24	3	1	0	0	0	0	0	0	0	0	0	0	0	4
7-19	475	245	1	1	4	0	0	1	4	0	1	6	0	738
6-22	544	265	1	1	4	0	0	1	4	0	1	8	0	829
6-24	553	266	1	1	4	0	0	1	4	0	1	8	0	839
0-24	560	266	1	1	4	0	0	1	4	0	1	8	0	846

Channel 2 - Southbound

25/05/2017	Vehicle Classes													TOTAL
Hr Ending	1	2	3	4	5	6	7	8	9	10	11	12	13	
1	4	0	0	0	0	0	0	0	0	0	0	0	0	4
2	2	0	0	0	0	0	0	0	0	0	0	0	0	2
3	1	0	0	0	0	0	0	0	0	0	0	0	0	1
4	0	0	0	0	0	0	0	0	0	0	0	0	0	0
5	0	2	0	0	0	0	0	0	0	0	0	0	0	2
6	2	1	0	0	0	0	0	0	0	0	0	0	0	3
7	4	5	0	0	0	0	0	0	0	0	0	0	0	9
8	13	18	0	0	0	0	0	0	0	0	0	0	0	31
9	23	19	0	0	0	0	0	0	0	0	0	1	0	43
10	17	8	0	0	1	0	0	0	0	0	0	0	0	26
11	26	15	0	1	0	0	0	0	0	0	0	2	0	44
12	28	19	0	0	0	0	0	0	0	0	0	0	0	47
13	24	27	0	0	1	0	0	0	0	0	0	0	0	52
14	35	35	1	1	0	0	0	0	0	0	0	2	0	74
15	59	35	0	0	1	0	0	0	1	0	0	2	0	98
16	68	15	0	0	1	0	0	0	0	0	0	1	0	85
17	66	25	0	0	1	0	0	0	1	0	0	0	0	93
18	83	19	0	1	0	0	0	0	0	0	0	2	0	105
19	60	28	0	0	1	0	0	0	0	0	0	0	0	89
20	54	16	0	0	0	0	0	0	0	0	0	0	0	70
21	30	9	0	0	0	0	1	0	0	0	0	0	0	40
22	20	10	0	0	0	0	0	0	0	0	0	1	0	31
23	17	3	0	0	0	0	0	0	0	0	0	1	0	21
24	5	2	0	0	0	0	0	0	0	0	0	0	0	7
7-19	502	263	1	3	6	0	0	0	2	0	0	10	0	787
6-22	610	303	1	3	6	0	1	0	2	0	0	11	0	937
6-24	632	308	1	3	6	0	1	0	2	0	0	12	0	965
0-24	641	311	1	3	6	0	1	0	2	0	0	12	0	977

Faversham 3, Seasalter Road

Produced by Streetwise Services Ltd.



Channel 1 - Northbound

26/05/2017	Vehicle Classes													TOTAL
Hr Ending	1	2	3	4	5	6	7	8	9	10	11	12	13	
1	2	0	0	0	0	0	0	0	0	0	0	0	0	2
2	2	1	0	0	0	0	0	0	0	0	0	0	0	3
3	1	0	0	0	0	0	0	0	0	0	0	0	0	1
4	0	0	0	0	0	0	0	0	0	0	0	0	0	0
5	1	3	0	0	0	0	0	0	0	0	0	0	0	4
6	1	1	0	0	0	0	0	0	0	0	0	0	0	2
7	3	1	0	0	0	0	0	0	0	0	0	0	0	4
8	8	5	0	0	1	0	0	0	0	0	1	0	0	15
9	14	11	1	0	1	0	0	0	0	0	0	2	0	29
10	25	14	0	1	1	0	0	0	0	0	0	1	0	42
11	31	16	0	1	1	0	0	0	0	0	0	0	0	49
12	21	48	0	0	1	0	1	0	0	0	0	1	0	72
13	33	35	0	2	0	0	0	0	0	0	0	0	0	70
14	36	42	0	0	0	0	0	0	0	0	0	0	0	78
15	44	8	0	0	0	0	0	0	0	0	0	0	0	52
16	75	9	0	0	1	0	0	0	0	0	0	0	0	85
17	58	9	0	0	0	0	0	0	0	0	0	0	0	67
18	76	13	0	0	0	0	0	0	0	0	0	0	0	89
19	49	17	0	2	0	0	0	0	0	0	0	1	0	69
20	35	18	0	1	0	0	0	0	0	0	0	1	0	55
21	24	15	0	0	0	0	0	0	0	0	0	0	0	39
22	12	5	0	0	0	0	0	0	0	0	0	0	0	17
23	8	4	0	0	0	0	0	0	0	0	0	0	0	12
24	5	0	0	0	0	0	0	0	0	0	0	0	0	5
7-19	470	227	1	6	6	0	1	0	0	0	1	5	0	717
6-22	544	266	1	7	6	0	1	0	0	0	1	6	0	832
6-24	557	270	1	7	6	0	1	0	0	0	1	6	0	849
0-24	564	275	1	7	6	0	1	0	0	0	1	6	0	861

Channel 2 - Southbound

26/05/2017	Vehicle Classes													TOTAL
Hr Ending	1	2	3	4	5	6	7	8	9	10	11	12	13	
1	1	1	0	0	0	0	0	0	0	0	0	0	0	2
2	1	0	0	0	0	0	0	0	0	0	0	0	0	1
3	1	0	0	0	0	0	0	0	0	0	0	0	0	1
4	0	0	0	0	0	0	0	0	0	0	0	0	0	0
5	0	1	0	0	0	0	0	0	0	0	0	0	0	1
6	0	3	0	0	0	0	0	0	0	0	0	0	0	3
7	2	3	0	0	0	0	0	0	0	0	0	0	0	5
8	9	14	0	0	0	0	0	0	0	0	0	0	0	23
9	27	15	1	0	1	0	0	0	0	0	0	1	0	45
10	27	16	0	0	1	0	0	0	1	0	0	0	0	45
11	36	15	2	0	1	0	0	0	1	0	0	0	0	55
12	21	26	0	2	2	0	0	0	0	0	0	3	0	54
13	27	26	0	0	1	0	0	0	0	0	0	0	0	54
14	45	33	0	0	1	0	0	0	0	0	0	2	0	81
15	56	20	0	1	0	0	0	0	0	0	0	0	0	77
16	60	19	1	1	0	0	0	0	0	0	0	1	0	82
17	73	12	0	0	0	0	0	0	0	0	0	0	0	85
18	69	16	0	1	0	0	0	0	0	0	0	1	0	87
19	46	19	0	0	0	0	0	0	0	0	0	1	0	66
20	37	11	0	0	0	0	0	0	0	0	0	0	0	48
21	50	18	0	0	0	0	0	0	0	0	0	0	0	68
22	31	15	0	0	0	0	0	0	0	0	0	0	0	46
23	11	11	0	0	0	0	0	0	0	0	0	0	0	22
24	8	3	0	0	0	0	0	0	0	0	0	0	0	11
7-19	496	231	4	5	7	0	0	0	2	0	0	9	0	754
6-22	616	278	4	5	7	0	0	0	2	0	0	9	0	921
6-24	635	292	4	5	7	0	0	0	2	0	0	9	0	954
0-24	638	297	4	5	7	0	0	0	2	0	0	9	0	962

Faversham 3, Seasalter Road

Produced by Streetwise Services Ltd.



Channel 1 - Northbound

20/05/2017	Vehicle Speeds (MPH)												TOTAL
Hr Ending	0-10	11-20	21-30	31-35	36-40	41-45	46-50	51-55	56-60	61-65	66-70	71-100	
1	0	0	0	0	1	0	1	0	0	0	0	0	2
2	0	0	0	0	0	0	0	0	0	0	0	0	0
3	0	0	0	0	0	0	0	0	0	0	0	0	0
4	0	0	0	1	0	0	0	0	0	0	0	0	1
5	0	0	0	0	0	0	0	0	0	0	0	0	0
6	0	0	0	0	0	0	0	0	0	0	0	0	0
7	0	0	0	0	1	1	0	0	0	0	0	0	2
8	0	0	1	0	4	2	0	0	0	0	0	0	7
9	0	0	1	4	5	4	1	0	0	0	0	0	15
10	0	2	3	7	12	3	0	0	0	0	0	0	27
11	0	2	9	19	10	8	0	0	0	0	0	0	48
12	0	3	16	30	17	8	0	0	0	0	0	0	74
13	0	1	15	23	16	8	0	1	0	0	0	0	64
14	0	2	8	25	21	8	1	0	0	0	0	0	65
15	0	0	25	23	12	6	0	0	0	0	0	0	66
16	0	5	12	25	20	8	0	0	0	0	0	0	70
17	0	2	15	21	10	10	0	0	0	0	0	0	58
18	0	1	5	25	18	3	1	2	0	0	1	0	56
19	0	0	3	20	16	2	1	0	0	0	0	0	42
20	0	1	4	16	8	6	1	1	0	0	0	0	37
21	0	0	5	10	7	1	0	0	0	0	0	0	23
22	0	0	0	1	4	0	0	0	0	0	0	0	5
23	0	0	0	3	1	2	0	0	0	0	0	0	6
24	0	0	0	1	0	2	1	0	0	0	0	0	4
7-19	0	18	113	222	161	70	4	3	0	0	1	0	592
6-22	0	19	122	249	181	78	5	4	0	0	1	0	659
6-24	0	19	122	253	182	82	6	4	0	0	1	0	669
0-24	0	19	122	254	183	82	7	4	0	0	1	0	672

Channel 2 - Southbound

20/05/2017	Vehicle Speeds (MPH)												TOTAL
Hr Ending	0-10	11-20	21-30	31-35	36-40	41-45	46-50	51-55	56-60	61-65	66-70	71-100	
1	0	0	0	3	1	0	0	0	0	0	0	0	4
2	0	0	0	0	0	1	0	0	0	0	0	0	1
3	0	0	0	0	1	0	0	0	0	0	0	0	1
4	0	0	0	0	0	0	0	0	0	0	0	0	0
5	0	0	0	0	1	0	0	0	0	0	0	0	1
6	0	0	0	0	2	1	0	0	0	0	0	0	3
7	0	0	2	2	4	0	0	0	0	0	0	0	8
8	0	0	0	4	2	3	1	0	0	0	0	0	10
9	0	0	1	3	9	3	1	1	0	0	0	0	18
10	0	1	7	19	16	5	0	0	0	0	0	0	48
11	0	1	23	35	7	1	1	0	0	0	0	0	68
12	0	3	15	27	11	3	1	0	0	0	0	0	60
13	0	0	12	32	15	0	1	0	0	0	0	0	60
14	0	0	15	32	11	3	0	1	0	0	0	0	62
15	0	0	34	38	17	0	0	0	0	0	0	0	89
16	0	1	12	37	19	3	0	0	0	0	0	0	72
17	0	0	17	39	17	3	0	0	0	0	1	0	77
18	0	1	18	40	13	3	1	0	2	0	0	0	78
19	0	0	10	19	17	2	0	1	1	0	0	0	50
20	0	0	8	19	13	0	2	0	0	0	0	0	42
21	0	1	8	15	9	1	0	0	0	0	0	0	34
22	0	0	7	8	7	1	0	0	0	0	0	0	23
23	0	0	0	3	1	4	1	0	0	0	0	0	9
24	0	0	1	6	5	1	0	0	0	0	0	0	13
7-19	0	7	164	325	154	29	6	3	3	0	1	0	692
6-22	0	8	189	369	187	31	8	3	3	0	1	0	799
6-24	0	8	190	378	193	36	9	3	3	0	1	0	821
0-24	0	8	190	381	198	38	9	3	3	0	1	0	831

Faversham 3, Seasalter Road

Produced by Streetwise Services Ltd.



Channel 1 - Northbound

21/05/2017	Vehicle Speeds (MPH)												TOTAL
Hr Ending	0-10	11-20	21-30	31-35	36-40	41-45	46-50	51-55	56-60	61-65	66-70	71-100	
1	0	0	1	0	0	1	0	0	0	0	0	0	2
2	0	0	0	0	0	0	0	0	0	0	0	0	0
3	0	0	0	0	0	1	0	0	0	0	0	0	1
4	0	0	0	0	0	0	0	0	0	0	0	0	0
5	0	0	0	0	0	0	0	0	0	0	0	0	0
6	0	0	0	0	1	0	0	0	0	0	0	0	1
7	0	0	1	0	0	3	2	0	0	0	0	0	6
8	0	0	0	2	6	0	0	0	0	0	0	0	8
9	0	0	3	2	3	2	0	0	0	0	0	0	10
10	0	1	7	9	12	4	1	1	0	0	0	0	35
11	0	2	11	27	15	6	0	0	0	0	0	0	61
12	0	1	17	46	28	4	1	1	0	0	0	0	98
13	0	5	29	48	27	2	1	1	0	0	0	0	113
14	0	1	12	25	36	10	1	1	0	0	0	0	86
15	0	3	15	33	29	5	0	0	0	0	0	0	85
16	1	1	13	36	16	3	0	0	0	0	0	0	70
17	0	0	14	28	16	3	0	0	0	0	0	0	61
18	0	0	7	30	17	8	1	1	0	0	0	0	64
19	0	1	8	18	11	6	1	0	1	0	0	0	46
20	0	0	8	23	9	6	4	1	0	0	0	0	51
21	0	0	2	7	5	6	0	0	0	0	0	0	20
22	0	0	2	4	5	5	1	1	0	0	0	0	18
23	0	0	1	3	1	0	0	0	0	0	0	0	5
24	0	0	0	0	0	0	0	0	0	0	0	0	0
7-19	1	15	136	304	216	53	6	5	1	0	0	0	737
6-22	1	15	149	338	235	73	13	7	1	0	0	0	832
6-24	1	15	150	341	236	73	13	7	1	0	0	0	837
0-24	1	15	151	341	237	75	13	7	1	0	0	0	841

Channel 2 - Southbound

21/05/2017	Vehicle Speeds (MPH)												TOTAL
Hr Ending	0-10	11-20	21-30	31-35	36-40	41-45	46-50	51-55	56-60	61-65	66-70	71-100	
1	0	0	0	1	1	0	0	0	0	0	0	0	2
2	0	0	1	1	2	0	0	0	0	0	0	0	4
3	0	0	0	1	0	0	0	0	0	0	0	0	1
4	0	0	0	1	0	0	0	0	0	0	0	0	1
5	0	0	0	0	0	0	0	0	0	0	0	0	0
6	0	0	0	0	2	0	0	0	0	0	0	0	2
7	0	0	2	0	2	1	0	0	0	0	0	0	5
8	0	0	1	1	1	0	0	0	0	0	0	0	3
9	0	0	2	7	4	0	0	0	0	0	0	0	13
10	0	0	6	13	15	5	0	0	0	0	0	0	39
11	0	1	7	26	12	2	0	0	0	0	0	0	48
12	0	0	21	39	26	5	0	0	0	0	0	0	91
13	0	0	31	26	13	3	0	0	0	0	0	0	73
14	0	3	44	43	12	4	0	0	0	0	0	0	106
15	2	1	18	53	21	3	3	1	0	0	0	0	102
16	2	2	24	72	36	5	1	0	0	0	0	0	142
17	0	2	33	53	22	1	1	1	0	0	0	0	113
18	0	0	32	77	20	5	2	0	0	0	0	0	136
19	0	0	16	46	29	4	0	0	0	0	0	0	95
20	0	0	12	27	19	1	1	0	0	0	0	0	60
21	0	0	2	26	10	8	1	0	0	0	0	0	47
22	0	0	4	7	6	1	0	0	0	0	0	0	18
23	0	0	0	2	2	0	0	0	0	0	0	0	4
24	0	0	0	1	2	0	0	0	0	0	0	0	3
7-19	4	9	235	456	211	37	7	2	0	0	0	0	961
6-22	4	9	255	516	248	48	9	2	0	0	0	0	1091
6-24	4	9	255	519	252	48	9	2	0	0	0	0	1098
0-24	4	9	256	523	257	48	9	2	0	0	0	0	1108

Faversham 3, Seasalter Road

Produced by Streetwise Services Ltd.



Channel 1 - Northbound

22/05/2017	Vehicle Speeds (MPH)												TOTAL
Hr Ending	0-10	11-20	21-30	31-35	36-40	41-45	46-50	51-55	56-60	61-65	66-70	71-100	
1	0	0	0	1	0	1	0	0	0	0	0	0	2
2	0	0	0	0	0	0	0	0	0	0	0	0	0
3	0	0	0	0	0	0	0	0	0	0	0	0	0
4	0	0	0	0	1	0	0	0	0	0	0	0	1
5	0	0	0	0	0	2	0	0	0	0	0	0	2
6	0	0	0	0	0	0	0	0	0	0	0	0	0
7	0	0	0	3	1	1	0	0	0	0	0	0	5
8	0	0	0	2	5	0	0	0	0	0	0	0	7
9	0	0	1	8	12	5	2	1	0	0	0	0	29
10	0	0	6	9	12	5	1	0	0	0	0	0	33
11	0	1	7	19	7	2	1	0	0	0	0	0	37
12	0	0	7	15	12	1	1	0	0	0	0	0	36
13	0	1	10	18	14	4	0	0	0	0	0	0	47
14	0	4	7	21	13	3	0	1	0	0	0	0	49
15	0	1	8	16	24	7	0	0	0	0	0	0	56
16	0	0	5	9	17	6	0	1	0	0	0	0	38
17	0	0	4	20	13	4	3	2	0	0	0	0	46
18	0	0	2	8	12	27	7	6	2	1	0	0	65
19	0	2	2	4	3	22	18	5	3	0	0	0	59
20	0	0	0	5	11	5	6	0	0	0	1	0	28
21	0	0	0	3	6	9	4	0	0	0	0	0	22
22	0	0	0	1	1	5	3	1	0	0	0	0	11
23	0	0	1	0	0	0	2	1	0	0	0	0	4
24	0	0	0	0	0	0	1	0	0	0	0	0	1
7-19	0	9	59	149	144	86	33	16	5	1	0	0	502
6-22	0	9	59	161	163	106	46	17	5	1	1	0	568
6-24	0	9	60	161	163	106	49	18	5	1	1	0	573
0-24	0	9	60	162	164	109	49	18	5	1	1	0	578

Channel 2 - Southbound

22/05/2017	Vehicle Speeds (MPH)												TOTAL
Hr Ending	0-10	11-20	21-30	31-35	36-40	41-45	46-50	51-55	56-60	61-65	66-70	71-100	
1	0	0	0	0	0	0	0	0	0	0	0	0	0
2	0	0	0	0	0	0	0	0	0	0	0	0	0
3	0	0	0	0	0	0	0	0	0	0	0	0	0
4	0	0	0	0	0	0	0	0	0	0	0	0	0
5	0	0	0	2	0	0	0	0	0	0	0	0	2
6	0	0	0	2	2	0	0	0	0	0	0	0	4
7	0	0	4	7	5	1	0	0	0	0	0	0	17
8	0	0	2	11	15	3	0	0	0	0	0	0	31
9	0	0	2	15	21	2	1	0	0	0	0	0	41
10	0	0	6	12	14	1	0	1	0	0	0	0	34
11	0	0	10	13	11	1	0	0	0	0	0	0	35
12	0	1	16	18	6	0	0	0	0	0	0	0	41
13	0	0	14	33	16	1	2	0	0	0	0	0	66
14	0	0	11	27	12	1	2	0	0	0	0	0	53
15	0	0	18	24	13	3	0	0	0	0	0	0	58
16	0	0	8	41	15	3	1	0	0	0	0	0	68
17	0	1	8	35	20	3	1	0	0	0	0	0	68
18	0	0	1	8	15	6	11	3	2	0	0	0	46
19	0	0	0	0	7	18	10	6	3	1	1	2	48
20	0	2	0	0	9	12	14	2	0	0	1	0	40
21	0	0	0	2	10	18	10	0	1	0	0	0	41
22	0	0	0	1	4	9	4	3	0	0	0	0	21
23	0	0	1	0	0	5	2	0	0	0	0	0	8
24	0	0	0	0	2	4	0	0	1	0	0	0	7
7-19	0	2	96	237	165	42	28	10	5	1	1	2	589
6-22	0	4	100	247	193	82	56	15	6	1	2	2	708
6-24	0	4	101	247	195	91	58	15	7	1	2	2	723
0-24	0	4	101	251	197	91	58	15	7	1	2	2	729

Faversham 3, Seasalter Road

Produced by Streetwise Services Ltd.



Channel 1 - Northbound

23/05/2017	Vehicle Speeds (MPH)												TOTAL
Hr Ending	0-10	11-20	21-30	31-35	36-40	41-45	46-50	51-55	56-60	61-65	66-70	71-100	
1	0	0	0	0	1	0	1	0	0	0	0	0	2
2	0	0	0	0	0	0	0	0	0	0	0	0	0
3	0	0	0	0	0	0	0	0	0	0	0	0	0
4	0	0	0	1	0	1	0	0	0	0	0	0	2
5	0	0	0	0	0	0	0	0	0	0	0	0	0
6	0	0	0	0	0	0	0	0	0	0	0	0	0
7	0	0	0	0	1	0	1	0	0	0	0	0	2
8	0	0	0	2	6	5	0	0	0	0	0	0	13
9	0	0	0	2	7	13	8	2	2	0	0	0	34
10	0	0	0	4	9	22	6	1	0	0	0	0	42
11	0	0	3	2	13	12	7	3	0	0	0	0	40
12	0	0	8	6	18	12	3	2	0	0	0	0	49
13	0	0	1	11	10	9	2	0	0	0	0	0	33
14	0	1	4	8	11	21	4	2	1	0	0	0	52
15	0	0	0	8	20	17	5	5	1	0	0	0	56
16	0	1	1	9	14	15	11	3	2	1	0	0	57
17	0	0	0	4	6	18	12	8	1	0	0	0	49
18	0	0	0	0	12	24	19	9	9	1	4	0	78
19	0	2	0	1	3	6	14	7	4	1	0	0	38
20	0	1	0	0	8	14	8	2	2	2	1	0	38
21	1	0	0	6	4	2	1	0	0	0	0	0	14
22	0	0	0	5	3	1	0	0	1	0	0	0	10
23	0	0	0	0	3	0	3	0	0	1	0	1	8
24	0	0	0	0	1	1	0	0	0	0	0	0	2
7-19	0	4	17	57	129	174	91	42	20	3	4	0	541
6-22	1	5	17	68	145	191	101	44	23	5	5	0	605
6-24	1	5	17	68	149	192	104	44	23	6	5	1	615
0-24	1	5	17	69	150	193	105	44	23	6	5	1	619

Channel 2 - Southbound

23/05/2017	Vehicle Speeds (MPH)												TOTAL
Hr Ending	0-10	11-20	21-30	31-35	36-40	41-45	46-50	51-55	56-60	61-65	66-70	71-100	
1	0	0	0	0	0	0	0	0	0	0	0	0	0
2	0	0	0	0	1	1	0	0	0	0	0	0	2
3	0	0	0	1	0	0	1	0	0	0	0	0	2
4	0	0	0	0	0	0	0	0	0	0	0	0	0
5	0	0	1	0	1	1	0	0	0	0	0	0	3
6	0	0	0	0	1	1	3	1	0	0	0	0	6
7	0	0	1	1	0	4	4	0	0	0	0	0	10
8	0	0	1	2	3	5	12	4	1	0	0	0	28
9	0	0	0	1	6	19	16	4	0	1	0	0	47
10	0	0	0	4	14	14	14	1	0	0	0	0	47
11	0	0	1	6	9	12	12	5	3	0	0	0	48
12	0	0	2	4	17	22	4	2	0	0	0	0	51
13	0	0	1	2	18	24	9	4	0	0	0	0	58
14	0	0	0	2	19	11	10	5	2	1	0	1	51
15	0	0	0	3	13	21	12	6	0	0	0	0	55
16	0	0	1	4	19	17	8	4	4	0	1	0	58
17	0	0	3	4	16	15	11	1	1	0	0	0	51
18	0	0	0	3	12	11	9	1	1	0	0	0	37
19	0	1	0	2	10	15	11	3	0	0	0	0	42
20	0	0	0	3	10	9	1	0	1	0	0	0	24
21	0	0	1	7	10	4	4	1	0	0	1	0	28
22	0	0	1	9	7	3	1	0	0	0	0	0	21
23	0	0	0	2	8	2	0	1	2	0	0	0	15
24	0	0	0	0	2	2	0	0	0	0	0	0	4
7-19	0	1	9	37	156	186	128	40	12	2	1	1	573
6-22	0	1	12	57	183	206	138	41	13	2	2	1	656
6-24	0	1	12	59	193	210	138	42	15	2	2	1	675
0-24	0	1	13	60	196	213	142	43	15	2	2	1	688

Faversham 3, Seasalter Road

Produced by Streetwise Services Ltd.



Channel 1 - Northbound

24/05/2017	Vehicle Speeds (MPH)												TOTAL
Hr Ending	0-10	11-20	21-30	31-35	36-40	41-45	46-50	51-55	56-60	61-65	66-70	71-100	
1	0	0	0	0	0	0	1	0	0	0	0	0	1
2	0	0	0	0	0	0	0	0	0	0	0	0	0
3	0	0	0	0	0	0	0	0	0	0	0	0	0
4	0	0	0	0	0	0	0	0	0	0	0	0	0
5	0	0	0	0	0	1	0	1	0	0	0	0	2
6	0	0	0	0	0	0	0	1	0	0	0	0	1
7	0	0	0	1	5	1	0	0	0	0	0	0	7
8	0	0	4	0	8	4	2	1	0	0	0	0	19
9	0	0	3	3	5	8	3	1	1	0	0	0	24
10	0	0	0	3	12	11	9	2	1	0	0	0	38
11	0	0	1	17	15	14	6	3	1	0	0	0	57
12	0	2	4	12	14	22	5	4	0	2	0	0	65
13	0	0	4	16	28	16	3	1	0	0	0	0	68
14	0	3	9	18	18	10	1	0	0	0	0	0	59
15	0	0	6	18	22	6	2	0	0	0	0	0	54
16	0	0	2	14	26	12	4	0	0	0	0	0	58
17	0	1	3	3	18	21	11	7	1	2	0	0	67
18	0	0	0	3	15	17	19	7	4	1	0	0	66
19	0	0	1	6	15	15	11	8	3	0	0	0	59
20	0	0	1	7	14	12	2	4	2	1	0	0	43
21	0	0	1	3	5	16	1	2	1	0	0	0	29
22	0	0	0	2	4	2	0	1	0	0	0	0	9
23	0	0	0	3	3	1	0	0	0	0	0	0	7
24	0	0	0	2	1	0	0	0	0	0	0	0	3
7-19	0	6	37	113	196	156	76	34	11	5	0	0	634
6-22	0	6	39	126	224	187	79	41	14	6	0	0	722
6-24	0	6	39	131	228	188	79	41	14	6	0	0	732
0-24	0	6	39	131	228	189	80	43	14	6	0	0	736

Channel 2 - Southbound

24/05/2017	Vehicle Speeds (MPH)												TOTAL
Hr Ending	0-10	11-20	21-30	31-35	36-40	41-45	46-50	51-55	56-60	61-65	66-70	71-100	
1	0	0	0	0	0	0	0	0	0	0	0	0	0
2	0	0	0	0	0	0	0	0	0	0	0	0	0
3	0	0	0	1	0	1	0	0	0	0	0	0	2
4	0	0	0	0	0	0	0	0	0	0	0	0	0
5	0	0	0	0	2	1	0	0	0	0	0	0	3
6	0	0	0	0	1	1	0	0	2	0	0	0	4
7	0	0	0	0	5	9	0	0	0	0	0	0	14
8	0	1	1	0	5	13	5	0	1	0	0	0	26
9	0	0	0	1	20	17	4	1	0	0	0	0	43
10	0	0	1	8	17	10	5	2	0	0	0	0	43
11	0	0	3	10	21	9	4	1	0	0	0	0	48
12	0	0	0	6	20	14	4	0	0	0	0	0	44
13	0	1	4	15	23	14	4	1	0	0	0	0	62
14	0	0	3	21	23	4	3	2	1	0	0	0	57
15	1	0	5	28	27	23	3	0	0	0	0	0	87
16	0	0	5	17	36	18	7	1	0	0	0	0	84
17	0	2	2	8	30	18	6	1	0	0	0	0	67
18	0	0	2	4	11	15	13	2	0	0	1	0	48
19	0	0	2	7	12	14	7	3	0	1	0	0	46
20	0	1	1	7	13	22	5	1	0	0	0	0	50
21	0	0	1	2	10	8	2	2	0	0	1	0	26
22	0	0	0	5	7	3	4	0	0	0	0	0	19
23	0	0	1	2	6	1	2	0	0	0	0	0	12
24	0	0	0	1	4	3	0	0	0	0	0	0	8
7-19	1	4	28	125	245	169	65	14	2	1	1	0	655
6-22	1	5	30	139	280	211	76	17	2	1	2	0	764
6-24	1	5	31	142	290	215	78	17	2	1	2	0	784
0-24	1	5	31	143	293	218	78	17	4	1	2	0	793

Faversham 3, Seasalter Road

Produced by Streetwise Services Ltd.



Channel 1 - Northbound

25/05/2017	Vehicle Speeds (MPH)												TOTAL
Hr Ending	0-10	11-20	21-30	31-35	36-40	41-45	46-50	51-55	56-60	61-65	66-70	71-100	
1	0	0	0	0	0	0	0	0	0	0	0	0	0
2	0	0	0	0	0	0	0	0	0	0	0	0	0
3	0	0	1	0	0	0	0	0	0	0	0	0	1
4	0	0	0	0	0	0	0	0	0	0	0	0	0
5	0	0	0	0	2	2	0	0	0	0	0	0	4
6	0	0	0	0	1	0	1	0	0	0	0	0	2
7	0	0	0	0	0	2	2	0	0	0	0	0	4
8	0	0	0	4	5	3	0	0	0	0	0	0	12
9	0	1	5	4	8	8	0	1	0	0	0	0	27
10	0	0	7	11	7	7	4	0	1	0	0	0	37
11	0	2	7	16	17	5	0	1	0	0	0	0	48
12	0	1	4	19	31	6	2	0	0	0	0	0	63
13	0	7	32	18	51	26	8	3	0	0	0	0	145
14	0	1	10	18	34	16	2	1	0	1	0	0	83
15	0	0	13	27	13	3	0	0	0	0	0	0	56
16	0	3	17	19	13	9	1	0	0	0	0	0	62
17	0	0	4	22	29	4	2	0	0	0	0	0	61
18	0	0	4	16	34	19	4	2	0	0	0	0	79
19	0	0	4	9	18	12	14	6	2	0	0	0	65
20	0	0	3	10	21	5	1	0	0	0	0	0	40
21	0	0	1	5	13	7	4	1	0	0	0	0	31
22	0	0	1	5	6	2	2	0	0	0	0	0	16
23	0	0	0	2	3	1	0	0	0	0	0	0	6
24	0	0	0	0	3	1	0	0	0	0	0	0	4
7-19	0	15	107	183	260	118	37	14	3	1	0	0	738
6-22	0	15	112	203	300	134	46	15	3	1	0	0	829
6-24	0	15	112	205	306	136	46	15	3	1	0	0	839
0-24	0	15	113	205	309	138	47	15	3	1	0	0	846

Channel 2 - Southbound

25/05/2017	Vehicle Speeds (MPH)												TOTAL
Hr Ending	0-10	11-20	21-30	31-35	36-40	41-45	46-50	51-55	56-60	61-65	66-70	71-100	
1	0	0	0	0	0	3	1	0	0	0	0	0	4
2	0	0	0	0	1	0	1	0	0	0	0	0	2
3	0	0	0	1	0	0	0	0	0	0	0	0	1
4	0	0	0	0	0	0	0	0	0	0	0	0	0
5	0	0	0	0	2	0	0	0	0	0	0	0	2
6	0	0	0	0	0	2	1	0	0	0	0	0	3
7	0	0	2	0	3	2	2	0	0	0	0	0	9
8	0	0	0	1	5	12	8	5	0	0	0	0	31
9	0	0	0	6	17	17	3	0	0	0	0	0	43
10	0	0	0	5	13	7	0	0	0	1	0	0	26
11	0	1	4	15	15	7	2	0	0	0	0	0	44
12	0	1	5	13	17	8	2	1	0	0	0	0	47
13	0	0	3	16	20	8	5	0	0	0	0	0	52
14	0	0	12	28	21	9	4	0	0	0	0	0	74
15	0	0	13	36	34	9	5	1	0	0	0	0	98
16	0	1	8	28	35	12	1	0	0	0	0	0	85
17	0	0	7	26	47	9	3	1	0	0	0	0	93
18	0	1	4	33	45	18	2	2	0	0	0	0	105
19	0	0	2	24	30	20	12	0	1	0	0	0	89
20	0	0	4	16	36	13	1	0	0	0	0	0	70
21	0	0	3	9	18	8	2	0	0	0	0	0	40
22	0	0	3	6	18	4	0	0	0	0	0	0	31
23	0	0	3	5	9	4	0	0	0	0	0	0	21
24	0	0	0	3	2	1	1	0	0	0	0	0	7
7-19	0	4	58	231	299	136	47	10	1	1	0	0	787
6-22	0	4	70	262	374	163	52	10	1	1	0	0	937
6-24	0	4	73	270	385	168	53	10	1	1	0	0	965
0-24	0	4	73	271	388	173	56	10	1	1	0	0	977

Faversham 3, Seasalter Road

Produced by Streetwise Services Ltd.



Channel 1 - Northbound

26/05/2017	Vehicle Speeds (MPH)												TOTAL
Hr Ending	0-10	11-20	21-30	31-35	36-40	41-45	46-50	51-55	56-60	61-65	66-70	71-100	
1	0	0	0	1	0	0	1	0	0	0	0	0	2
2	0	0	0	2	0	0	0	1	0	0	0	0	3
3	0	0	0	0	0	0	0	1	0	0	0	0	1
4	0	0	0	0	0	0	0	0	0	0	0	0	0
5	0	0	0	0	1	0	2	1	0	0	0	0	4
6	0	0	0	0	1	0	0	1	0	0	0	0	2
7	0	0	0	1	2	0	0	1	0	0	0	0	4
8	0	0	2	4	4	3	2	0	0	0	0	0	15
9	0	0	2	8	5	6	6	2	0	0	0	0	29
10	0	0	7	14	11	7	2	1	0	0	0	0	42
11	0	2	3	12	21	8	2	1	0	0	0	0	49
12	0	0	4	12	16	27	5	7	1	0	0	0	72
13	0	3	3	21	21	15	5	1	0	0	1	0	70
14	0	0	11	21	24	14	6	0	1	1	0	0	78
15	0	1	4	22	17	7	1	0	0	0	0	0	52
16	0	0	17	36	22	8	2	0	0	0	0	0	85
17	0	1	7	21	29	7	2	0	0	0	0	0	67
18	0	3	13	30	25	12	4	2	0	0	0	0	89
19	0	3	4	17	24	14	4	2	1	0	0	0	69
20	0	0	2	16	15	16	5	1	0	0	0	0	55
21	0	0	6	16	11	4	0	1	0	0	1	0	39
22	0	0	2	3	6	4	1	1	0	0	0	0	17
23	0	0	1	4	2	2	3	0	0	0	0	0	12
24	0	0	0	0	3	2	0	0	0	0	0	0	5
7-19	0	13	77	218	219	128	41	16	3	1	1	0	717
6-22	0	13	87	254	253	152	47	20	3	1	2	0	832
6-24	0	13	88	258	258	156	50	20	3	1	2	0	849
0-24	0	13	88	261	260	156	53	24	3	1	2	0	861

Channel 2 - Southbound

26/05/2017	Vehicle Speeds (MPH)												TOTAL
Hr Ending	0-10	11-20	21-30	31-35	36-40	41-45	46-50	51-55	56-60	61-65	66-70	71-100	
1	0	0	0	0	1	0	1	0	0	0	0	0	2
2	0	1	0	0	0	0	0	0	0	0	0	0	1
3	0	0	0	0	1	0	0	0	0	0	0	0	1
4	0	0	0	0	0	0	0	0	0	0	0	0	0
5	0	0	0	0	0	1	0	0	0	0	0	0	1
6	0	0	0	0	1	1	1	0	0	0	0	0	3
7	0	0	0	0	4	0	1	0	0	0	0	0	5
8	0	0	3	1	6	4	6	3	0	0	0	0	23
9	0	0	3	11	19	8	2	1	1	0	0	0	45
10	0	0	3	16	17	6	3	0	0	0	0	0	45
11	0	1	8	16	17	10	1	1	1	0	0	0	55
12	0	2	1	10	19	13	7	2	0	0	0	0	54
13	0	0	6	11	21	14	0	2	0	0	0	0	54
14	0	0	5	32	27	13	2	0	0	1	0	1	81
15	1	0	6	32	24	10	3	1	0	0	0	0	77
16	1	1	16	22	30	9	3	0	0	0	0	0	82
17	0	0	13	30	31	10	1	0	0	0	0	0	85
18	0	1	5	29	28	18	5	1	0	0	0	0	87
19	0	0	5	18	27	12	4	0	0	0	0	0	66
20	0	0	2	14	24	2	4	2	0	0	0	0	48
21	0	0	7	22	27	9	3	0	0	0	0	0	68
22	0	0	3	16	18	6	2	1	0	0	0	0	46
23	0	0	2	8	7	3	2	0	0	0	0	0	22
24	0	0	1	2	5	2	1	0	0	0	0	0	11
7-19	2	5	74	228	266	127	37	11	2	1	0	1	754
6-22	2	5	86	280	339	144	47	14	2	1	0	1	921
6-24	2	5	89	290	351	149	50	14	2	1	0	1	954
0-24	2	6	89	290	354	151	52	14	2	1	0	1	962

Faversham 3, Seasalter Road

Produced by Streetwise Services Ltd.

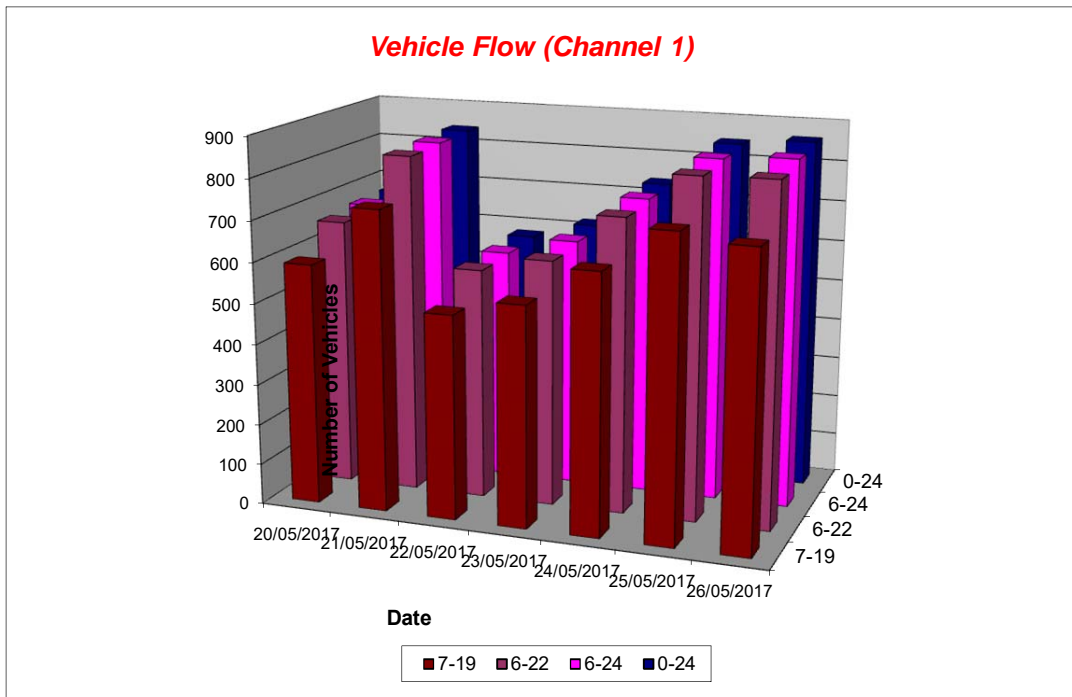


Channel 1 - Northbound

Vehicle Flow

Week 1

Hr Ending	20/05/2017 Saturday	21/05/2017 Sunday	22/05/2017 Monday	23/05/2017 Tuesday	24/05/2017 Wednesday	25/05/2017 Thursday	26/05/2017 Friday	5 Day Ave	7 Day Ave
1	2	2	2	2	1	0	2	1	2
2	0	0	0	0	0	0	3	1	0
3	0	1	0	0	0	1	1	0	0
4	1	0	1	2	0	0	0	1	1
5	0	0	2	0	2	4	4	2	2
6	0	1	0	0	1	2	2	1	1
7	2	6	5	2	7	4	4	4	4
8	7	8	7	13	19	12	15	13	12
9	15	10	29	34	24	27	29	29	24
10	27	35	33	42	38	37	42	38	36
11	48	61	37	40	57	48	49	46	49
12	74	98	36	49	65	63	72	57	65
13	64	113	47	33	68	145	70	73	77
14	65	86	49	52	59	83	78	64	67
15	66	85	56	56	54	56	52	55	61
16	70	70	38	57	58	62	85	60	63
17	58	61	46	49	67	61	67	58	58
18	56	64	65	78	66	79	89	75	71
19	42	46	59	38	59	65	69	58	54
20	37	51	28	38	43	40	55	41	42
21	23	20	22	14	29	31	39	27	25
22	5	18	11	10	9	16	17	13	12
23	6	5	4	8	7	6	12	7	7
24	4	0	1	2	3	4	5	3	3
7-19	592	737	502	541	634	738	717	626	637
6-22	659	832	568	605	722	829	832	711	721
6-24	669	837	573	615	732	839	849	722	731
0-24	672	841	578	619	736	846	861	728	736



Faversham 3, Seasalter Road

Produced by Streetwise Services Ltd.

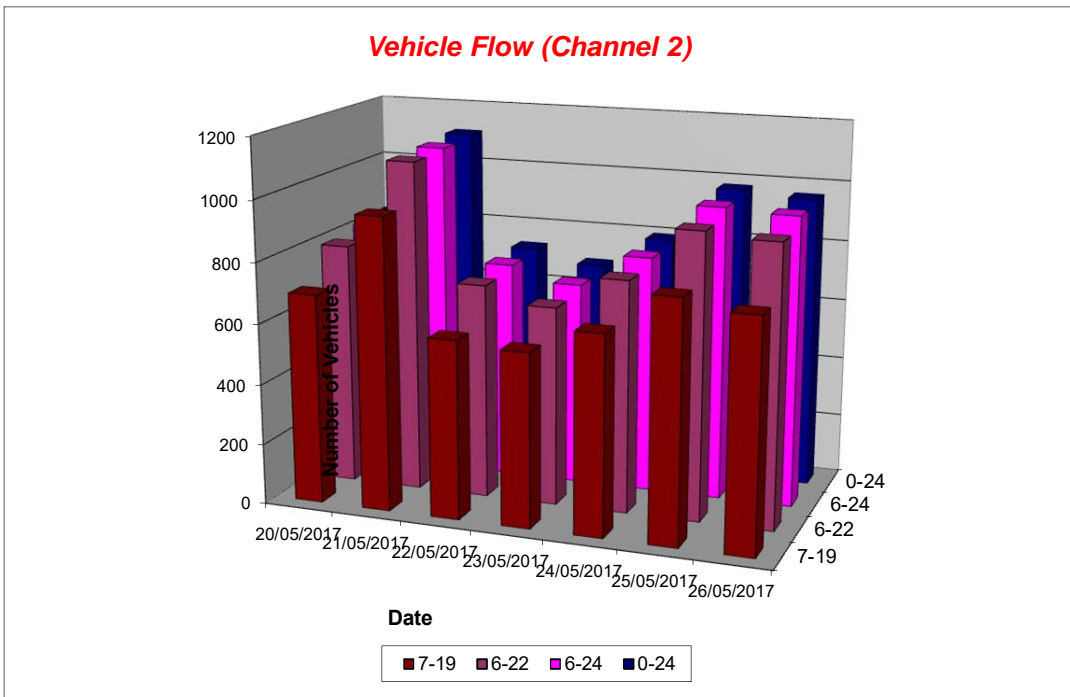


Channel 2 - Southbound

Vehicle Flow

Week 1

Hr Ending	20/05/2017 Saturday	21/05/2017 Sunday	22/05/2017 Monday	23/05/2017 Tuesday	24/05/2017 Wednesday	25/05/2017 Thursday	26/05/2017 Friday	5 Day Ave	7 Day Ave
1	4	2	0	0	0	4	2	1	2
2	1	4	0	2	0	2	1	1	1
3	1	1	0	2	2	1	1	1	1
4	0	1	0	0	0	0	0	0	0
5	1	0	2	3	3	2	1	2	2
6	3	2	4	6	4	3	3	4	4
7	8	5	17	10	14	9	5	11	10
8	10	3	31	28	26	31	23	28	22
9	18	13	41	47	43	43	45	44	36
10	48	39	34	47	43	26	45	39	40
11	68	48	35	48	48	44	55	46	49
12	60	91	41	51	44	47	54	47	55
13	60	73	66	58	62	52	54	58	61
14	62	106	53	51	57	74	81	63	69
15	89	102	58	55	87	98	77	75	81
16	72	142	68	58	84	85	82	75	84
17	77	113	68	51	67	93	85	73	79
18	78	136	46	37	48	105	87	65	77
19	50	95	48	42	46	89	66	58	62
20	42	60	40	24	50	70	48	46	48
21	34	47	41	28	26	40	68	41	41
22	23	18	21	21	19	31	46	28	26
23	9	4	8	15	12	21	22	16	13
24	13	3	7	4	8	7	11	7	8
7-19	692	961	589	573	655	787	754	672	716
6-22	799	1091	708	656	764	937	921	797	839
6-24	821	1098	723	675	784	965	954	820	860
0-24	831	1108	729	688	793	977	962	830	870



Faversham 3, Seasalter Road

Produced by Streetwise Services Ltd.



Channel 1 - Northbound

Average Speed

Week 1

Hr Ending	20/05/2017 Saturday	21/05/2017 Sunday	22/05/2017 Monday	23/05/2017 Tuesday	24/05/2017 Wednesday	25/05/2017 Thursday	26/05/2017 Friday
1	43.0	34.2	38.0	43.0	48.0	-	40.5
2	-	-	-	-	-	-	39.7
3	-	43.0	-	-	-	25.5	53.0
4	33.0	-	38.0	38.0	-	-	-
5	-	-	43.0	-	48.0	40.5	46.8
6	-	38.0	-	-	53.0	43.0	45.5
7	40.5	41.8	36.0	43.0	38.0	45.5	40.5
8	37.6	36.8	36.6	39.2	38.3	37.6	37.3
9	37.8	34.2	38.3	44.0	40.2	36.1	39.9
10	34.2	34.9	35.4	41.9	42.7	36.7	35.9
11	33.6	33.3	33.0	41.2	39.7	34.4	36.6
12	32.9	33.7	33.9	37.8	39.8	36.1	40.8
13	33.8	32.0	33.4	37.9	37.9	35.3	37.4
14	34.6	35.4	32.8	39.6	34.4	36.8	37.1
15	32.0	33.4	35.0	41.4	35.9	33.0	35.4
16	33.0	32.5	36.4	41.8	38.1	32.8	34.1
17	33.0	33.1	36.5	44.7	42.7	36.0	35.6
18	35.8	35.3	42.5	47.9	45.1	38.4	35.2
19	35.2	34.7	43.7	46.7	43.5	41.6	37.4
20	35.4	35.5	41.2	45.3	41.7	36.7	38.7
21	33.3	36.5	41.2	34.9	41.9	39.7	35.7
22	37.0	38.3	43.9	38.0	39.7	37.5	38.3
23	37.2	32.5	43.6	50.8	36.6	37.2	38.6
24	41.8	-	48.0	40.5	34.7	39.2	40.0

10-12	33.2	33.6	33.4	39.3	39.7	35.4	39.1
14-16	32.5	33.0	35.6	41.6	37.0	32.9	34.6
0-24	34.1	34.0	37.5	42.5	40.1	36.5	37.0

7 Day Ave 37.4

85th Percentile

Hr Ending	20/05/2017 Saturday	21/05/2017 Sunday	22/05/2017 Monday	23/05/2017 Tuesday	24/05/2017 Wednesday	25/05/2017 Thursday	26/05/2017 Friday
1	48.7	43.6	43.1	48.9	48.4	-	48.5
2	-	-	-	-	-	-	53.5
3	-	43.5	-	-	-	26.3	53.2
4	33.5	-	38.8	43.3	-	-	-
5	-	-	43.3	-	53.3	43.0	53.3
6	-	38.3	-	-	53.1	48.2	53.1
7	43.6	48.6	43.0	48.8	38.2	48.1	53.6
8	43.3	38.6	38.3	43.4	49.0	43.1	43.2
9	43.3	43.3	43.4	48.3	48.1	43.3	48.9
10	38.8	43.3	43.3	48.9	48.4	48.1	43.1
11	43.0	38.8	38.9	48.6	48.4	38.0	43.4
12	38.8	38.8	39.0	43.6	48.5	38.5	48.3
13	43.8	38.6	38.4	43.4	43.2	43.7	43.9
14	38.7	44.0	38.3	48.1	43.5	43.5	43.8
15	38.0	38.9	38.2	48.6	43.3	38.8	43.3
16	38.4	38.2	43.2	48.7	43.6	43.1	38.7
17	43.9	38.7	43.6	53.9	53.5	38.2	38.3
18	38.8	44.0	53.4	58.8	53.2	43.7	43.1
19	38.4	43.2	53.4	58.0	53.9	48.5	43.0
20	44.0	43.5	48.7	53.5	53.7	43.4	43.3
21	38.9	43.1	48.3	43.9	43.5	48.1	43.8
22	38.1	44.0	48.6	43.4	43.4	43.7	43.3
23	43.9	38.7	53.2	63.7	43.1	43.9	48.2
24	48.4	-	48.2	43.5	38.8	43.5	43.5

10-12	38.5	38.0	38.6	48.5	48.5	38.1	48.3
14-16	38.8	38.6	43.1	48.5	43.8	38.8	38.3
0-24	43.1	38.1	43.5	53.4	48.6	43.4	43.0

7 Day Ave 44.7

Faversham 3, Seasalter Road

Produced by Streetwise Services Ltd.



Channel 2 - Southbound

Average Speed

Week 1

Hr Ending	20/05/2017 Saturday	21/05/2017 Sunday	22/05/2017 Monday	23/05/2017 Tuesday	24/05/2017 Wednesday	25/05/2017 Thursday	26/05/2017 Friday
1	34.2	35.5	-	-	-	44.2	43.0
2	43.0	33.6	-	40.5	-	43.0	15.5
3	38.0	33.0	-	40.5	38.0	33.0	38.0
4	-	33.0	-	-	-	-	-
5	38.0	-	33.0	35.5	39.7	38.0	43.0
6	39.7	38.0	35.5	46.3	49.2	44.7	43.0
7	33.6	34.0	33.3	42.2	41.2	38.6	40.0
8	38.5	32.2	35.9	45.2	41.8	44.8	41.6
9	38.7	33.4	36.0	45.1	41.1	40.0	38.1
10	34.2	35.1	34.6	42.4	39.8	39.3	36.7
11	31.1	33.2	32.7	43.7	38.3	35.9	36.0
12	31.9	33.2	30.4	40.6	39.8	36.4	39.1
13	33.0	31.1	33.2	42.3	37.6	37.5	37.4
14	32.9	30.3	33.3	44.5	37.3	35.2	37.2
15	31.1	32.9	32.3	43.5	37.0	35.6	35.8
16	33.2	32.8	33.9	43.2	38.3	35.7	34.5
17	33.3	31.9	34.0	41.2	38.8	36.6	35.0
18	33.1	32.6	41.8	42.5	42.6	37.1	37.1
19	34.5	33.7	48.2	42.7	41.3	39.1	37.2
20	33.8	33.5	43.4	40.5	40.1	37.2	37.7
21	32.3	35.8	42.9	40.1	41.8	37.4	36.2
22	32.7	33.6	44.0	36.5	39.6	36.5	36.9
23	39.7	35.5	42.1	41.7	38.2	36.0	36.6
24	35.1	36.3	43.7	40.5	39.2	38.0	37.8

10-12	31.5	33.2	31.5	42.1	39.0	36.2	37.5
14-16	32.1	32.9	33.2	43.3	37.6	35.7	35.1
0-24	33.1	32.8	36.6	42.5	39.3	37.2	36.8

7 Day Ave	36.9
-----------	------

85th Percentile

Hr Ending	20/05/2017 Saturday	21/05/2017 Sunday	22/05/2017 Monday	23/05/2017 Tuesday	24/05/2017 Wednesday	25/05/2017 Thursday	26/05/2017 Friday
1	38.5	38.4	-	-	-	48.4	48.0
2	43.2	38.8	-	43.0	-	48.7	15.7
3	38.9	33.8	-	48.7	43.4	33.1	38.2
4	-	33.7	-	-	-	-	-
5	38.6	-	33.5	43.5	43.9	38.8	43.5
6	43.8	38.7	38.2	53.6	58.1	48.7	48.4
7	38.9	44.0	38.6	48.2	43.6	48.5	48.1
8	43.3	38.3	38.4	53.5	48.3	53.2	48.3
9	43.5	38.5	38.9	48.7	43.1	43.2	43.6
10	38.1	38.4	38.5	48.8	48.2	43.3	43.8
11	33.6	38.7	38.2	53.4	43.1	43.8	43.5
12	38.4	38.2	38.7	43.9	43.4	43.1	48.2
13	39.0	38.4	38.7	48.7	44.0	43.5	43.9
14	38.1	38.5	38.6	53.1	43.5	43.8	43.4
15	38.9	38.8	38.8	48.6	43.5	43.8	43.3
16	38.6	38.5	38.2	53.7	44.0	43.3	43.8
17	38.3	38.4	38.8	48.0	43.2	44.0	38.2
18	38.1	38.5	48.2	48.4	48.4	43.8	43.4
19	38.5	38.2	59.0	48.4	48.4	48.7	43.2
20	38.2	38.6	48.1	43.3	43.3	43.9	43.9
21	39.0	43.5	48.1	49.0	48.5	43.9	43.6
22	38.1	38.7	53.8	43.8	48.1	38.4	43.4
23	43.0	38.9	48.4	53.7	48.5	43.1	43.4
24	38.3	38.4	43.8	43.4	44.0	49.0	43.9

10-12	38.5	38.3	38.1	48.7	43.6	43.8	43.6
14-16	38.9	38.3	38.1	53.3	43.9	43.7	43.9
0-24	38.5	38.2	43.2	48.4	48.7	43.4	43.5

7 Day Ave	43.4
-----------	------

Faversham 3, Seasalter Road

Produced by Streetwise Services Ltd.

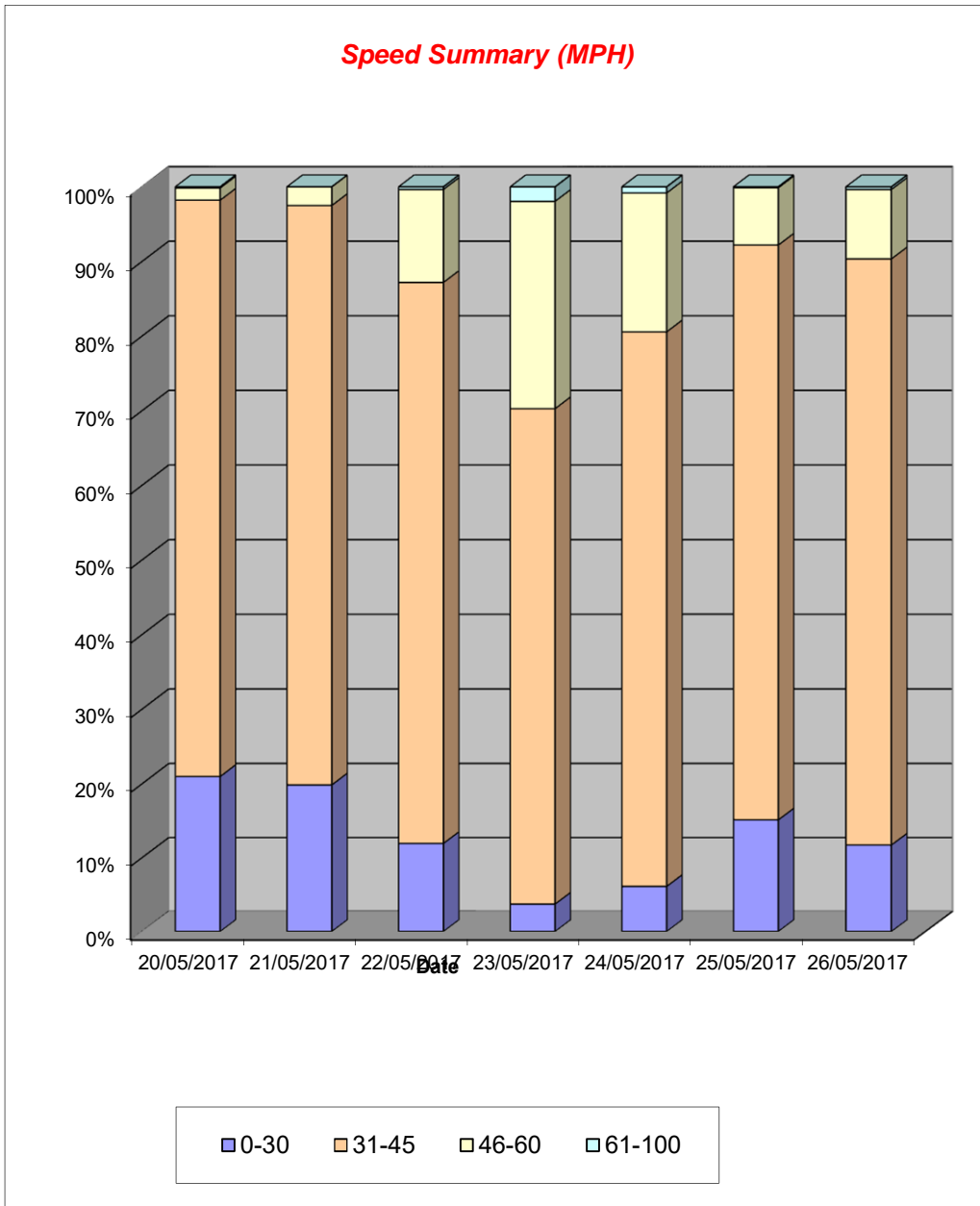


Channel 1 - Northbound

Speed Summary

Week 1

Speed (MPH)	20/05/2017 Saturday	21/05/2017 Sunday	22/05/2017 Monday	23/05/2017 Tuesday	24/05/2017 Wednesday	25/05/2017 Thursday	26/05/2017 Friday
0-30	141	167	69	23	45	128	101
31-45	519	653	435	412	548	652	677
46-60	11	21	72	172	137	65	80
61-100	1	0	2	12	6	1	3
TOTAL	672	841	578	619	736	846	861



Faversham 3, Seasalter Road

Produced by Streetwise Services Ltd.

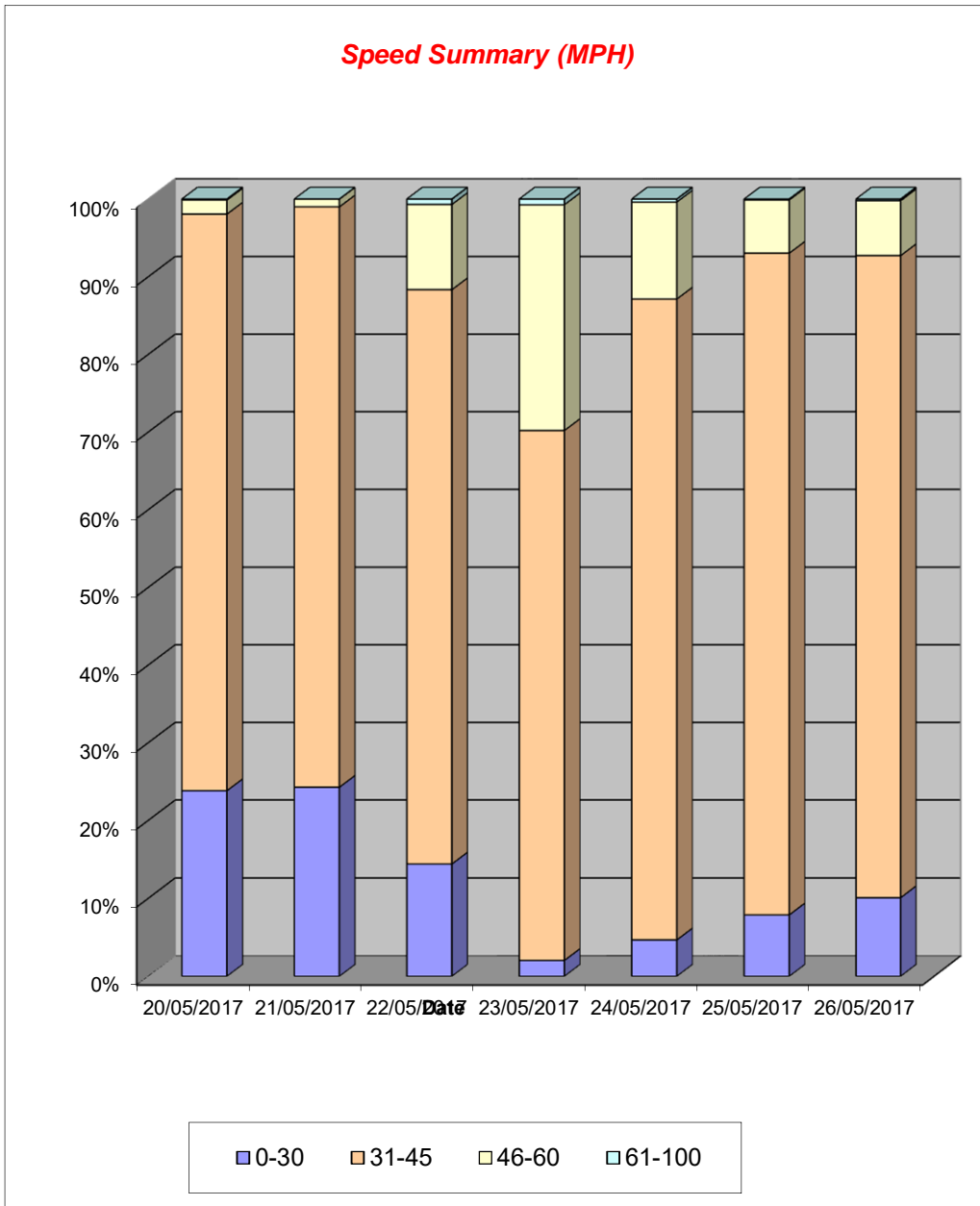


Channel 2 - Southbound

Speed Summary

Week 1

Speed (MPH)	20/05/2017 Saturday	21/05/2017 Sunday	22/05/2017 Monday	23/05/2017 Tuesday	24/05/2017 Wednesday	25/05/2017 Thursday	26/05/2017 Friday
0-30	198	269	105	14	37	77	97
31-45	617	828	539	469	654	832	795
46-60	15	11	80	200	99	67	68
61-100	1	0	5	5	3	1	2
TOTAL	831	1108	729	688	793	977	962



Faversham 3, Seasalter Road

Produced by Streetwise Services Ltd.

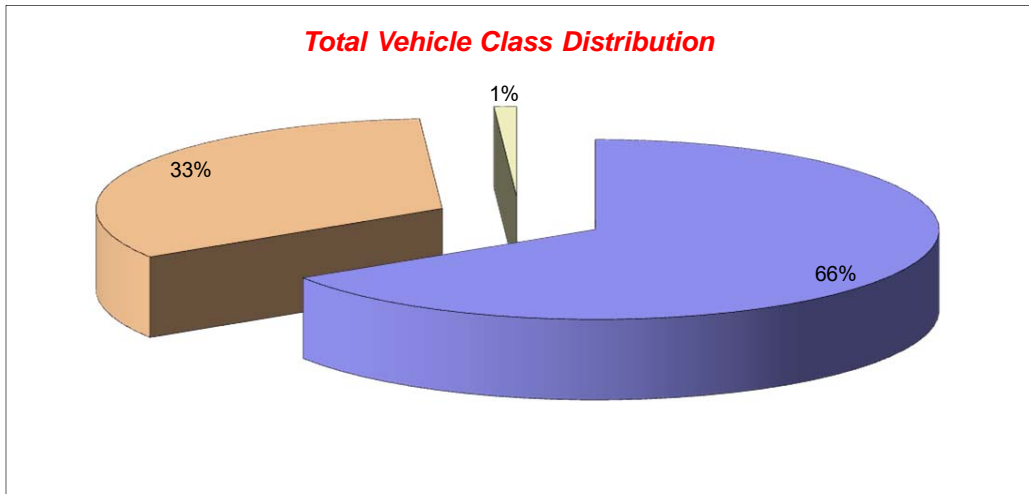


Channel 1 - Northbound

Vehicle Class

Week 1

Classes Day / Time	Car / LGV / Caravan - 1	OGV1 / Bus - 2,3,5,6,7,12	OGV2 - 4,8,9,10,11,13	TOTAL - 1-13
20/05/2017				
7-19	537	42	13	592
6-22	599	47	13	659
6-24	608	48	13	669
0-24	611	48	13	672
21/05/2017				
7-19	703	26	8	737
6-22	793	31	8	832
6-24	797	32	8	837
0-24	801	32	8	841
22/05/2017				
7-19	356	140	6	502
6-22	378	184	6	568
6-24	379	188	6	573
0-24	384	188	6	578
23/05/2017				
7-19	123	412	6	541
6-22	142	456	7	605
6-24	148	460	7	615
0-24	151	461	7	619
24/05/2017				
7-19	279	350	5	634
6-22	322	395	5	722
6-24	328	399	5	732
0-24	328	403	5	736
25/05/2017				
7-19	475	256	7	738
6-22	544	278	7	829
6-24	553	279	7	839
0-24	560	279	7	846
26/05/2017				
7-19	470	240	7	717
6-22	544	280	8	832
6-24	557	284	8	849
0-24	564	289	8	861
Average				
7-19	420	209	7	637
6-22	475	239	8	721
6-24	481	241	8	731
0-24	486	243	8	736



Faversham 3, Seasalter Road

Produced by Streetwise Services Ltd.

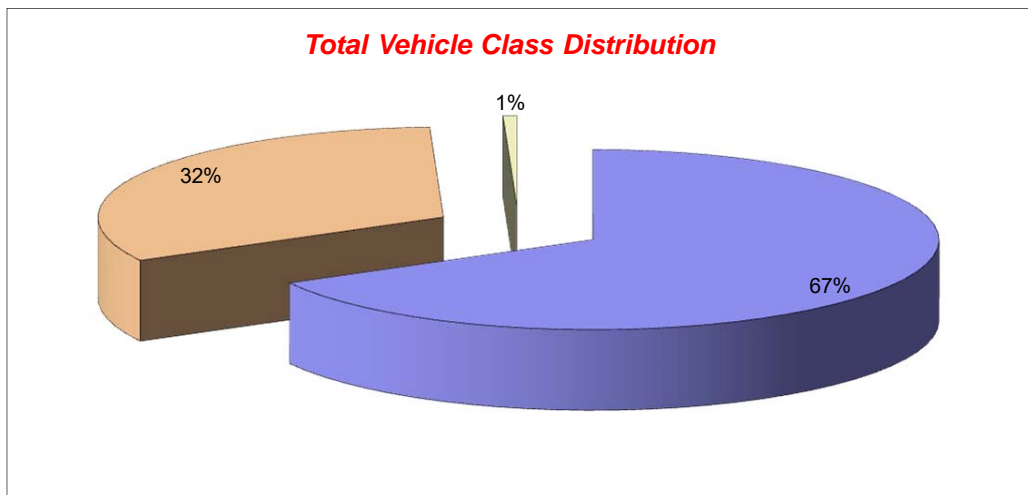


Channel 2 - Southbound

Vehicle Class

Week 1

Classes Day / Time	Car / LGV / Caravan - 1	OGV1 / Bus - 2,3,5,6,7,12	OGV2 - 4,8,9,10,11,13	TOTAL - 1-13
20/05/2017				
7-19	656	32	4	692
6-22	758	37	4	799
6-24	780	37	4	821
0-24	790	37	4	831
21/05/2017				
7-19	912	38	11	961
6-22	1037	43	11	1091
6-24	1042	45	11	1098
0-24	1051	46	11	1108
22/05/2017				
7-19	462	124	3	589
6-22	485	218	5	708
6-24	486	232	5	723
0-24	492	232	5	729
23/05/2017				
7-19	77	493	3	573
6-22	114	539	3	656
6-24	122	550	3	675
0-24	125	560	3	688
24/05/2017				
7-19	289	363	3	655
6-22	334	426	4	764
6-24	341	439	4	784
0-24	343	446	4	793
25/05/2017				
7-19	502	280	5	787
6-22	610	322	5	937
6-24	632	328	5	965
0-24	641	331	5	977
26/05/2017				
7-19	496	251	7	754
6-22	616	298	7	921
6-24	635	312	7	954
0-24	638	317	7	962
Average				
7-19	485	226	5	716
6-22	565	269	6	839
6-24	577	278	6	860
0-24	583	281	6	870



Faversham 3, Seasalter Road

Produced by Streetwise Services Ltd.



Channel 1 - Northbound

	20/05/2017 Saturday	21/05/2017 Sunday	22/05/2017 Monday	23/05/2017 Tuesday	24/05/2017 Wednesday	25/05/2017 Thursday	26/05/2017 Friday	5-DAY MEAN	7-DAY MEAN
0000-2400 Vehicle Flow	672	841	578	619	736	846	861	728	736
Mean Speed	34.1	34.0	37.5	42.5	40.1	36.5	37.0	38.7	37.4
85%ile Speed	43.1	38.1	43.5	53.4	48.6	43.4	43.0	46.4	44.7
No. Vehicles > 60 MPH Limit	1	0	2	12	6	1	3	5	4
% Vehicles > 60 MPH Limit	0.1	0.0	0.3	1.9	0.8	0.1	0.3	0.7	0.5
No. Vehicles > 75 MPH	0	0	0	0	0	0	0	0	0
% Vehicles > 75 MPH	0.0	0.0	0.0	0.0	0.0	0.0	0.0	0.0	0.0

Channel 2 - Southbound

	20/05/2017 Saturday	21/05/2017 Sunday	22/05/2017 Monday	23/05/2017 Tuesday	24/05/2017 Wednesday	25/05/2017 Thursday	26/05/2017 Friday	5-DAY MEAN	7-DAY MEAN
0000-2400 Vehicle Flow	831	1108	729	688	793	977	962	830	870
Mean Speed	33.1	32.8	36.6	42.5	39.3	37.2	36.8	38.5	36.9
85%ile Speed	38.5	38.2	43.2	48.4	48.7	43.4	43.5	45.4	43.4
No. Vehicles > 60 MPH Limit	1	0	5	5	3	1	2	3	2
% Vehicles > 60 MPH Limit	0.1	0.0	0.7	0.7	0.4	0.1	0.2	0.4	0.3
No. Vehicles > 75 MPH	0	0	1	0	0	0	0	0	0
% Vehicles > 75 MPH	0.0	0.0	0.1	0.0	0.0	0.0	0.0	0.0	0.0

Channels 1+2 - Northbound & Southbound

	20/05/2017 Saturday	21/05/2017 Sunday	22/05/2017 Monday	23/05/2017 Tuesday	24/05/2017 Wednesday	25/05/2017 Thursday	26/05/2017 Friday	5-DAY MEAN	7-DAY MEAN
0000-2400 Vehicle Flow	1503	1949	1307	1307	1529	1823	1823	1558	1606
Mean Speed	33.6	33.4	37.1	42.5	39.7	36.9	36.9	38.6	37.1
85%ile Speed	40.8	38.1	43.4	50.9	48.6	43.4	43.3	45.9	44.1
No. Vehicles > 60 MPH Limit	2	0	7	17	9	2	5	8	6
% Vehicles > 60 MPH Limit	0.1	0.0	0.5	1.3	0.6	0.1	0.3	0.6	0.4
No. Vehicles > 75 MPH	0	0	1	0	0	0	0	0	0
% Vehicles > 75 MPH	0.0	0.0	0.1	0.0	0.0	0.0	0.0	0.0	0.0

Faversham 3, Seasalter Road

Produced by Streetwise Services Ltd.



Channel 1 - Northbound

	20/05/2017 Saturday	21/05/2017 Sunday	22/05/2017 Monday	23/05/2017 Tuesday	24/05/2017 Wednesday	25/05/2017 Thursday	26/05/2017 Friday	5-DAY MEAN	7-DAY MEAN
Vehicle Flow	536	698	431	445	560	667	661	553	571
Mean Speed	35.7	35.6	38.6	41.4	40.8	37.1	39.6	39.5	38.4
85%ile Speed	41.1	41.7	44.0	48.6	46.4	43.0	46.6	45.7	44.5
No. Vehicles > 60 MPH Limit	0	0	1	7	3	1	3	3	2
% Vehicles > 60 MPH Limit	0.0	0.0	0.2	1.6	0.5	0.1	0.5	0.6	0.4
No. Vehicles > 75 MPH	0	0	0	0	0	0	0	0	0
% Vehicles > 75 MPH	0.0	0.0	0.0	0.0	0.0	0.0	0.0	0.0	0.0

Channel 2 - Southbound

	20/05/2017 Saturday	21/05/2017 Sunday	22/05/2017 Monday	23/05/2017 Tuesday	24/05/2017 Wednesday	25/05/2017 Thursday	26/05/2017 Friday	5-DAY MEAN	7-DAY MEAN
Vehicle Flow	648	843	543	525	609	705	722	621	656
Mean Speed	34.8	33.9	37.3	41.5	39.8	38.0	36.9	38.7	37.5
85%ile Speed	39.0	38.6	42.6	48.3	45.9	44.1	42.8	44.7	43.0
No. Vehicles > 60 MPH Limit	0	0	5	4	2	1	2	3	2
% Vehicles > 60 MPH Limit	0.0	0.0	0.9	0.8	0.3	0.1	0.3	0.5	0.3
No. Vehicles > 75 MPH	0	0	1	0	0	0	0	0	0
% Vehicles > 75 MPH	0.0	0.0	0.2	0.0	0.0	0.0	0.0	0.0	0.0

Channels 1+2 - Northbound & Southbound

	20/05/2017 Saturday	21/05/2017 Sunday	22/05/2017 Monday	23/05/2017 Tuesday	24/05/2017 Wednesday	25/05/2017 Thursday	26/05/2017 Friday	5-DAY MEAN	7-DAY MEAN
Vehicle Flow	1184	1541	974	970	1169	1372	1383	1174	1228
Mean Speed	35.2	34.8	37.9	41.4	40.3	37.6	38.3	39.1	37.9
85%ile Speed	40.0	40.1	43.3	48.4	46.1	43.5	44.7	45.2	43.7
No. Vehicles > 60 MPH Limit	0	0	6	11	5	2	5	6	4
% Vehicles > 60 MPH Limit	0.0	0.0	0.6	1.1	0.4	0.1	0.4	0.5	0.4
No. Vehicles > 75 MPH	0	0	1	0	0	0	0	0	0
% Vehicles > 75 MPH	0.0	0.0	0.1	0.0	0.0	0.0	0.0	0.0	0.0

Note: All figures are based on data from the hours 0000-0700, 0900-1600 & 1800-2400.

Faversham 4, Sandbanks Lane

Produced by Streetwise Services Ltd.



Channel 1 - Eastbound

20/05/2017	Vehicle Classes													TOTAL
Hr Ending	1	2	3	4	5	6	7	8	9	10	11	12	13	
1	1	0	0	0	1	0	0	0	0	0	0	0	0	2
2	0	0	0	0	0	0	0	0	0	0	0	0	0	0
3	0	0	0	0	0	0	0	0	0	0	0	0	0	0
4	0	1	0	0	0	0	0	0	0	0	0	0	0	1
5	0	0	0	0	0	0	0	0	0	0	0	0	0	0
6	0	0	0	0	0	0	0	0	0	0	0	0	0	0
7	4	1	0	0	0	0	0	0	0	0	0	0	0	5
8	9	1	0	0	0	0	1	0	0	0	0	0	0	11
9	11	0	0	0	0	0	0	0	0	0	0	0	0	11
10	16	0	0	0	0	0	0	0	0	0	0	0	0	16
11	9	1	0	0	0	0	0	0	0	0	0	0	0	10
12	10	0	0	0	0	0	0	0	0	0	0	0	0	10
13	13	1	0	0	0	0	0	0	0	0	0	0	0	14
14	20	0	0	1	1	0	0	0	0	0	0	0	0	22
15	12	0	0	1	0	0	0	0	0	0	0	1	0	14
16	11	0	0	0	0	0	0	0	0	0	0	0	0	11
17	10	0	0	0	0	0	0	0	0	0	0	0	0	10
18	11	0	0	0	0	0	0	0	0	0	0	1	0	12
19	13	1	0	0	0	0	0	0	0	0	0	0	0	14
20	7	0	0	0	0	0	0	0	0	0	0	0	0	7
21	5	2	0	0	0	0	0	0	0	0	0	0	0	7
22	3	1	0	0	0	0	0	0	0	0	0	0	0	4
23	3	0	0	0	0	0	0	0	0	0	0	0	0	3
24	2	0	0	0	0	0	0	0	0	0	0	0	0	2
7-19	145	4	0	2	1	0	1	0	0	0	0	2	0	155
6-22	164	8	0	2	1	0	1	0	0	0	2	0	0	178
6-24	169	8	0	2	1	0	1	0	0	0	2	0	0	183
0-24	170	9	0	2	2	0	1	0	0	0	2	0	0	186

Channel 2 - Westbound

20/05/2017	Vehicle Classes													TOTAL
Hr Ending	1	2	3	4	5	6	7	8	9	10	11	12	13	
1	1	0	0	0	1	0	0	0	0	0	0	0	0	2
2	0	0	0	0	0	0	0	0	0	0	0	0	0	0
3	0	0	0	0	0	0	0	0	0	0	0	0	0	0
4	0	1	0	0	0	0	0	0	0	0	0	0	0	1
5	0	0	0	0	0	0	0	0	0	0	0	0	0	0
6	1	0	0	0	0	0	0	0	0	0	0	0	0	1
7	3	1	0	0	0	0	0	0	0	0	0	1	0	5
8	3	1	0	0	0	0	0	0	0	0	0	1	0	5
9	9	3	0	0	1	0	0	0	0	0	0	0	0	13
10	7	0	0	0	0	0	0	0	0	0	0	0	0	7
11	11	1	0	0	0	0	0	0	0	0	0	0	0	12
12	18	0	0	0	0	0	0	0	0	0	0	2	0	20
13	14	1	0	1	1	0	0	0	0	0	0	1	0	18
14	14	3	0	0	0	0	0	0	0	0	0	0	0	17
15	13	0	0	0	0	0	0	0	0	0	0	1	0	14
16	9	0	0	0	0	0	0	0	0	0	0	0	0	9
17	13	0	0	0	0	0	0	0	0	0	0	0	0	13
18	15	1	0	0	0	0	0	0	0	0	0	1	0	17
19	10	1	0	0	0	0	0	0	0	0	0	0	0	11
20	7	0	0	0	0	0	0	0	0	0	0	0	0	7
21	6	2	0	0	0	0	0	0	0	0	0	0	0	8
22	6	0	0	0	0	0	0	0	0	0	0	0	0	6
23	3	0	0	0	0	0	0	0	0	0	0	0	0	3
24	5	1	0	0	0	0	0	0	0	0	0	0	0	6
7-19	136	11	0	1	2	0	0	0	0	0	0	6	0	156
6-22	158	14	0	1	2	0	0	0	0	0	0	7	0	182
6-24	166	15	0	1	2	0	0	0	0	0	0	7	0	191
0-24	168	16	0	1	3	0	0	0	0	0	0	7	0	195

Faversham 4, Sandbanks Lane

Produced by Streetwise Services Ltd.



Channel 1 - Eastbound

21/05/2017	Vehicle Classes													TOTAL
Hr Ending	1	2	3	4	5	6	7	8	9	10	11	12	13	
1	1	0	0	0	0	0	0	0	0	0	0	0	0	1
2	0	0	0	0	0	0	0	0	0	0	0	0	0	0
3	2	0	0	0	0	0	0	0	0	0	0	0	0	2
4	0	0	0	0	0	0	0	0	0	0	0	0	0	0
5	0	0	0	0	0	0	0	0	0	0	0	0	0	0
6	6	0	0	0	0	0	0	0	0	0	0	0	0	6
7	7	0	0	0	0	0	0	0	0	0	0	0	0	7
8	4	1	0	0	0	0	0	0	0	0	0	0	0	5
9	6	1	0	0	0	0	0	0	0	0	0	0	0	7
10	8	0	0	0	0	0	0	0	0	0	0	0	0	8
11	9	0	0	0	0	0	0	0	0	0	0	0	0	9
12	14	0	0	0	0	0	0	0	0	0	0	0	0	14
13	8	0	0	2	0	0	0	0	0	0	0	1	0	11
14	12	1	0	0	0	0	0	0	0	0	0	0	0	13
15	11	0	0	0	0	0	0	0	0	0	0	0	0	11
16	9	0	0	0	0	0	0	0	0	0	0	1	0	10
17	10	0	0	2	0	0	0	0	0	0	0	1	0	13
18	10	0	0	1	0	0	0	0	0	0	0	0	0	11
19	9	0	0	0	0	0	0	0	0	0	0	0	0	9
20	6	0	0	0	0	0	0	0	0	0	0	0	0	6
21	4	0	0	0	0	0	0	0	0	0	0	0	0	4
22	1	0	0	0	0	0	0	0	0	0	0	0	0	1
23	3	0	0	0	0	0	0	0	0	0	0	0	0	3
24	0	0	0	0	0	0	0	0	0	0	0	0	0	0
7-19	110	3	0	5	0	0	0	0	0	0	0	3	0	121
6-22	128	3	0	5	0	0	0	0	0	0	0	3	0	139
6-24	131	3	0	5	0	0	0	0	0	0	0	3	0	142
0-24	140	3	0	5	0	0	0	0	0	0	0	3	0	151

Channel 2 - Westbound

21/05/2017	Vehicle Classes													TOTAL
Hr Ending	1	2	3	4	5	6	7	8	9	10	11	12	13	
1	0	0	0	0	0	0	0	0	0	0	0	0	0	0
2	2	0	0	0	0	0	0	0	0	0	0	0	0	2
3	1	0	0	0	0	0	0	0	0	0	0	0	0	1
4	0	0	0	0	0	0	0	0	0	0	0	0	0	0
5	0	0	0	0	0	0	0	0	0	0	0	0	0	0
6	2	0	0	0	0	0	0	0	0	0	0	0	0	2
7	5	1	0	0	0	0	0	0	0	0	0	0	0	6
8	4	1	0	0	0	0	0	0	0	0	0	0	0	5
9	4	0	0	0	0	0	0	0	0	0	0	1	0	5
10	5	0	0	0	0	0	0	0	0	0	0	0	0	5
11	11	1	0	0	0	0	0	0	0	0	0	0	0	12
12	11	0	0	0	0	0	0	0	0	0	0	1	0	12
13	9	1	0	0	0	0	0	0	0	0	0	0	0	10
14	11	0	0	0	0	0	0	0	0	0	0	1	0	12
15	12	0	0	0	0	0	0	0	0	0	0	0	0	12
16	13	0	0	1	0	0	0	0	0	0	0	0	0	14
17	7	1	0	0	0	0	0	0	0	0	0	1	0	9
18	15	2	0	0	0	0	0	0	0	0	0	0	0	17
19	5	0	0	0	0	0	0	0	0	0	0	0	0	5
20	9	0	0	0	0	0	0	0	0	0	0	0	0	9
21	4	0	0	0	0	0	0	0	0	0	0	0	0	4
22	2	0	0	0	0	0	0	0	0	0	0	0	0	2
23	2	0	0	0	0	0	0	0	0	0	0	0	0	2
24	0	0	0	0	0	0	0	0	0	0	0	0	0	0
7-19	107	6	0	1	0	0	0	0	0	0	0	4	0	118
6-22	127	7	0	1	0	0	0	0	0	0	0	4	0	139
6-24	129	7	0	1	0	0	0	0	0	0	0	4	0	141
0-24	134	7	0	1	0	0	0	0	0	0	0	4	0	146

Faversham 4, Sandbanks Lane

Produced by Streetwise Services Ltd.



Channel 1 - Eastbound

22/05/2017	Vehicle Classes													TOTAL
Hr Ending	1	2	3	4	5	6	7	8	9	10	11	12	13	
1	0	0	0	0	0	0	0	0	0	0	0	0	0	0
2	0	0	0	0	0	0	0	0	0	0	0	0	0	0
3	0	0	0	0	0	0	0	0	0	0	0	0	0	0
4	0	0	0	0	0	0	0	0	0	0	0	0	0	0
5	0	0	0	0	0	0	0	0	0	0	0	0	0	0
6	1	0	0	0	0	0	0	0	0	0	0	0	0	1
7	7	2	0	0	0	0	0	0	0	0	0	0	0	9
8	10	0	0	0	0	0	0	0	0	0	0	0	0	10
9	20	1	0	0	0	0	0	0	0	0	0	0	0	21
10	13	0	0	0	0	0	0	0	0	0	0	0	0	13
11	13	0	0	0	1	0	0	0	0	0	0	0	0	14
12	14	2	0	0	0	0	0	0	0	0	0	0	0	16
13	7	1	0	0	0	0	0	0	0	0	0	1	0	9
14	11	3	0	0	0	0	0	0	0	0	0	0	0	14
15	10	1	0	1	0	0	0	0	0	0	0	0	0	12
16	15	0	0	0	0	0	0	0	0	0	0	1	0	16
17	15	2	0	0	0	0	0	0	0	0	0	1	0	18
18	10	0	0	0	0	0	0	0	0	0	0	0	0	10
19	8	0	0	0	0	0	0	0	0	0	0	0	0	8
20	6	0	0	0	0	0	0	0	0	0	0	0	0	6
21	2	0	0	0	0	0	0	0	0	0	0	0	0	2
22	2	1	0	0	0	0	0	0	0	0	0	0	0	3
23	1	0	0	0	0	0	0	0	0	0	0	0	0	1
24	2	0	0	0	0	0	0	0	0	0	0	0	0	2
7-19	146	10	0	1	1	0	0	0	0	0	0	3	0	161
6-22	163	13	0	1	1	0	0	0	0	0	0	3	0	181
6-24	166	13	0	1	1	0	0	0	0	0	0	3	0	184
0-24	167	13	0	1	1	0	0	0	0	0	0	3	0	185

Channel 2 - Westbound

22/05/2017	Vehicle Classes													TOTAL
Hr Ending	1	2	3	4	5	6	7	8	9	10	11	12	13	
1	0	0	0	0	0	0	0	0	0	0	0	0	0	0
2	0	0	0	0	0	0	0	0	0	0	0	0	0	0
3	0	0	0	0	0	0	0	0	0	0	0	0	0	0
4	0	0	0	0	0	0	0	0	0	0	0	0	0	0
5	0	0	0	0	0	0	0	0	0	0	0	0	0	0
6	0	0	0	0	0	0	0	0	0	0	0	0	0	0
7	8	2	0	0	0	0	0	0	0	0	0	0	0	10
8	5	1	0	0	0	0	0	0	0	0	0	2	0	8
9	13	1	0	0	0	0	0	0	0	0	0	1	0	15
10	15	1	0	0	1	0	0	0	0	0	0	0	0	17
11	17	1	0	0	0	0	0	0	0	0	0	0	0	18
12	13	3	0	0	0	0	1	0	0	0	0	1	0	18
13	7	1	0	0	0	0	0	0	0	0	0	0	0	8
14	5	2	0	0	0	0	0	0	0	0	0	0	0	7
15	14	3	0	0	0	0	0	0	0	0	0	1	0	18
16	14	1	0	0	0	0	0	0	0	0	0	0	0	15
17	16	0	0	0	0	0	0	0	0	0	0	1	0	17
18	14	0	0	0	0	0	0	0	0	0	0	0	0	14
19	11	0	0	0	0	0	0	0	0	0	0	0	0	11
20	9	0	0	0	0	0	0	0	0	0	0	0	0	9
21	5	1	0	0	0	0	0	0	0	0	0	0	0	6
22	1	0	0	0	0	0	0	0	0	0	0	0	0	1
23	2	0	0	0	0	0	0	0	0	0	0	0	0	2
24	2	0	0	0	0	0	0	0	0	0	0	0	0	2
7-19	144	14	0	0	1	0	1	0	0	0	0	6	0	166
6-22	167	17	0	0	1	0	1	0	0	0	0	6	0	192
6-24	171	17	0	0	1	0	1	0	0	0	0	6	0	196
0-24	171	17	0	0	1	0	1	0	0	0	0	6	0	196

Faversham 4, Sandbanks Lane

Produced by Streetwise Services Ltd.



Channel 1 - Eastbound

23/05/2017	Vehicle Classes													TOTAL
Hr Ending	1	2	3	4	5	6	7	8	9	10	11	12	13	
1	1	0	0	0	0	0	0	0	0	0	0	0	0	1
2	1	0	0	0	0	0	0	0	0	0	0	0	0	1
3	0	0	0	0	0	0	0	0	0	0	0	0	0	0
4	2	1	0	0	0	0	0	0	0	0	0	0	0	3
5	0	0	0	0	0	0	0	0	0	0	0	0	0	0
6	0	0	0	0	0	0	0	0	0	0	0	0	0	0
7	8	3	0	0	0	0	0	0	0	0	0	0	0	11
8	9	0	0	0	0	0	1	0	0	0	0	0	0	10
9	20	0	0	0	0	0	0	0	0	0	0	1	0	21
10	18	1	0	0	0	0	0	0	0	0	0	1	0	20
11	12	2	0	0	0	0	0	0	0	0	0	0	0	14
12	9	1	0	0	0	0	0	0	0	0	0	1	0	11
13	6	2	0	0	0	0	0	0	0	0	0	0	0	8
14	12	1	0	0	0	0	0	0	0	0	0	0	0	13
15	12	0	0	0	0	0	0	0	0	0	0	1	0	13
16	10	2	0	0	0	0	0	0	0	0	0	1	0	13
17	21	2	0	0	0	0	0	0	0	0	0	0	0	23
18	10	0	0	0	0	0	0	0	0	0	0	0	0	10
19	10	0	0	0	0	0	0	0	0	0	0	1	0	11
20	11	0	0	0	0	0	0	0	0	0	0	0	0	11
21	6	0	0	0	0	0	0	0	0	0	0	0	0	6
22	10	0	0	0	0	0	0	0	0	0	0	0	0	10
23	3	0	0	0	0	0	0	0	0	0	0	0	0	3
24	0	0	0	0	0	0	0	0	0	0	0	0	0	0
7-19	149	11	0	0	0	0	1	0	0	0	0	6	0	167
6-22	184	14	0	0	0	0	1	0	0	0	0	6	0	205
6-24	187	14	0	0	0	0	1	0	0	0	0	6	0	208
0-24	191	15	0	0	0	0	1	0	0	0	0	6	0	213

Channel 2 - Westbound

23/05/2017	Vehicle Classes													TOTAL
Hr Ending	1	2	3	4	5	6	7	8	9	10	11	12	13	
1	1	0	0	0	0	0	0	0	0	0	0	0	0	1
2	1	0	0	0	0	0	0	0	0	0	0	0	0	1
3	0	0	0	0	0	0	0	0	0	0	0	0	0	0
4	1	1	0	0	0	0	0	0	0	0	0	0	0	2
5	0	0	0	0	0	0	0	0	0	0	0	0	0	0
6	4	0	0	0	0	0	0	0	0	0	0	0	0	4
7	6	2	0	0	0	0	0	0	0	0	0	0	0	8
8	9	1	0	0	0	0	0	0	0	0	0	2	0	12
9	11	4	0	0	0	0	0	0	0	0	0	1	0	16
10	16	1	1	0	0	0	0	0	0	0	0	1	0	19
11	10	2	0	0	0	0	0	0	0	0	0	1	0	13
12	5	4	0	0	0	0	0	0	0	0	0	2	0	11
13	7	1	0	0	0	0	0	0	0	0	0	0	0	8
14	12	1	0	0	0	0	0	0	0	0	0	0	0	13
15	12	0	0	0	0	0	0	0	0	0	0	1	0	13
16	13	4	0	0	0	0	0	0	0	0	0	1	0	18
17	17	3	0	0	0	0	0	0	0	0	0	1	0	21
18	10	0	0	0	0	0	0	0	0	0	0	1	0	11
19	17	0	0	0	0	0	0	0	0	0	0	1	0	18
20	17	0	0	0	0	0	0	0	0	0	0	1	0	18
21	8	0	0	0	0	0	0	0	0	0	0	0	0	8
22	6	0	0	0	0	0	0	0	0	0	0	0	0	6
23	3	0	0	0	0	0	0	0	0	0	0	0	0	3
24	1	0	0	0	0	0	0	0	0	0	0	0	0	1
7-19	139	21	1	0	0	0	0	0	0	0	0	12	0	173
6-22	176	23	1	0	0	0	0	0	0	0	0	13	0	213
6-24	180	23	1	0	0	0	0	0	0	0	0	13	0	217
0-24	187	24	1	0	0	0	0	0	0	0	0	13	0	225

Faversham 4, Sandbanks Lane

Produced by Streetwise Services Ltd.



Channel 1 - Eastbound

24/05/2017	Vehicle Classes													TOTAL
Hr Ending	1	2	3	4	5	6	7	8	9	10	11	12	13	
1	0	0	0	0	0	0	0	0	0	0	0	0	0	0
2	0	0	0	0	0	0	0	0	0	0	0	0	0	0
3	0	0	0	0	0	0	0	0	0	0	0	0	0	0
4	0	0	0	0	0	0	0	0	0	0	0	0	0	0
5	1	0	0	0	0	0	0	0	0	0	0	0	0	1
6	2	0	0	0	0	0	0	0	0	0	0	0	0	2
7	6	3	0	0	0	0	0	0	0	0	0	0	0	9
8	9	1	0	0	0	0	0	0	0	0	0	0	0	10
9	24	0	0	0	0	0	0	0	0	0	0	0	0	24
10	8	2	0	0	0	0	0	0	0	0	0	0	0	10
11	12	0	0	0	0	0	0	0	0	0	0	0	0	12
12	12	3	1	0	0	0	0	0	0	0	0	1	0	17
13	8	2	0	0	0	0	0	0	0	0	0	0	0	10
14	11	3	0	0	0	0	0	0	0	0	0	1	0	15
15	5	3	0	0	0	0	0	0	0	0	0	1	0	9
16	19	4	0	0	0	0	0	0	0	0	0	1	0	24
17	9	1	0	1	0	0	0	0	0	0	0	1	0	12
18	9	1	0	0	0	0	0	0	0	0	0	0	0	10
19	6	1	0	0	0	0	0	0	0	0	0	1	0	8
20	5	2	0	0	0	0	0	0	0	0	0	0	0	7
21	9	1	0	0	0	0	0	0	0	0	0	0	0	10
22	2	0	0	0	0	0	0	0	0	0	0	0	0	2
23	0	0	0	0	0	0	0	0	0	0	0	0	0	0
24	1	0	0	0	0	0	0	0	0	0	0	0	0	1
7-19	132	21	1	1	0	0	0	0	0	0	0	6	0	161
6-22	154	27	1	1	0	0	0	0	0	0	0	6	0	189
6-24	155	27	1	1	0	0	0	0	0	0	0	6	0	190
0-24	158	27	1	1	0	0	0	0	0	0	0	6	0	193

Channel 2 - Westbound

24/05/2017	Vehicle Classes													TOTAL
Hr Ending	1	2	3	4	5	6	7	8	9	10	11	12	13	
1	0	0	0	0	0	0	0	0	0	0	0	0	0	0
2	0	0	0	0	0	0	0	0	0	0	0	0	0	0
3	0	0	0	0	0	0	0	0	0	0	0	0	0	0
4	0	0	0	0	0	0	0	0	0	0	0	0	0	0
5	0	0	0	0	0	0	0	0	0	0	0	0	0	0
6	4	0	0	0	0	0	0	0	0	0	0	1	0	5
7	7	1	0	0	0	0	0	0	0	0	0	1	0	9
8	10	1	0	0	0	0	0	0	0	0	0	1	0	12
9	10	2	0	1	0	0	0	0	0	0	0	0	0	13
10	12	2	0	0	0	0	0	0	0	0	0	1	0	15
11	13	2	1	0	0	0	0	0	0	0	0	1	0	17
12	5	4	0	0	0	0	0	0	0	0	0	0	0	9
13	7	1	0	0	0	0	0	0	0	0	0	1	0	9
14	14	1	0	0	0	0	0	0	0	0	0	0	0	15
15	7	2	0	0	0	0	0	0	0	0	0	1	0	10
16	10	5	0	0	0	0	0	0	0	0	0	3	0	18
17	21	3	0	0	0	0	0	0	0	0	0	0	0	24
18	11	0	0	1	0	0	0	0	0	0	0	1	0	13
19	8	0	0	0	0	0	0	0	0	0	0	1	0	9
20	7	3	0	0	0	0	0	0	0	0	0	1	0	11
21	7	2	0	0	0	0	0	0	0	0	0	0	0	9
22	3	0	0	0	0	0	0	0	0	0	0	0	0	3
23	5	0	0	0	0	0	0	0	0	0	0	0	0	5
24	1	0	0	0	0	0	0	0	0	0	0	0	0	1
7-19	128	23	1	2	0	0	0	0	0	0	0	10	0	164
6-22	152	29	1	2	0	0	0	0	0	0	0	12	0	196
6-24	158	29	1	2	0	0	0	0	0	0	0	12	0	202
0-24	162	29	1	2	0	0	0	0	0	0	0	13	0	207

Faversham 4, Sandbanks Lane

Produced by Streetwise Services Ltd.



Channel 1 - Eastbound

25/05/2017	Vehicle Classes													TOTAL
Hr Ending	1	2	3	4	5	6	7	8	9	10	11	12	13	
1	2	0	0	0	0	0	0	0	0	0	0	0	0	2
2	1	0	0	0	0	0	0	0	0	0	0	0	0	1
3	0	0	0	0	0	0	0	0	0	0	0	0	0	0
4	0	1	0	0	0	0	0	0	0	0	0	0	0	1
5	0	0	0	0	0	0	0	0	0	0	0	0	0	0
6	2	0	0	0	0	0	0	0	0	0	0	0	0	2
7	11	0	0	0	1	0	0	0	0	0	0	0	0	12
8	9	1	0	0	0	0	0	0	0	0	0	0	0	10
9	18	1	0	0	0	0	0	0	0	0	0	0	0	19
10	10	2	0	0	0	0	0	0	0	0	0	0	0	12
11	10	1	0	0	1	0	0	0	0	0	0	0	0	12
12	10	1	0	0	0	0	0	0	0	0	0	1	0	12
13	5	4	1	0	0	0	0	0	0	0	0	0	0	10
14	12	2	0	0	0	0	0	0	0	0	0	2	0	16
15	9	1	0	0	0	0	0	0	0	0	0	1	0	11
16	15	3	0	0	0	0	0	0	0	0	0	0	0	18
17	11	1	0	0	0	0	0	0	0	0	0	0	0	12
18	13	1	0	0	0	0	0	0	0	0	0	0	0	14
19	11	1	0	0	0	0	0	0	0	0	0	1	0	13
20	8	1	0	0	0	0	0	0	0	0	0	1	0	10
21	5	0	0	0	0	0	0	0	0	0	0	0	0	5
22	3	0	0	0	0	0	0	0	0	0	0	0	0	3
23	0	0	0	0	0	0	0	0	0	0	0	0	0	0
24	0	0	0	0	0	0	0	0	0	0	0	0	0	0
7-19	133	19	1	0	1	0	0	0	0	0	0	5	0	159
6-22	160	20	1	0	2	0	0	0	0	0	0	6	0	189
6-24	160	20	1	0	2	0	0	0	0	0	0	6	0	189
0-24	165	21	1	0	2	0	0	0	0	0	0	6	0	195

Channel 2 - Westbound

25/05/2017	Vehicle Classes													TOTAL
Hr Ending	1	2	3	4	5	6	7	8	9	10	11	12	13	
1	1	0	0	0	0	0	0	0	0	0	0	0	0	1
2	1	0	0	0	0	0	0	0	0	0	0	0	0	1
3	0	0	0	0	0	0	0	0	0	0	0	0	0	0
4	0	1	0	0	0	0	0	0	0	0	0	0	0	1
5	0	0	0	0	0	0	0	0	0	0	0	0	0	0
6	5	0	0	0	0	0	0	0	0	0	0	1	0	6
7	9	2	0	0	0	0	0	0	0	0	0	0	0	11
8	12	2	0	0	0	0	0	0	0	0	0	0	0	14
9	11	4	0	0	0	0	0	0	0	0	0	1	0	16
10	14	1	0	0	1	0	0	0	0	0	0	0	0	16
11	11	1	0	0	0	0	0	0	0	0	0	2	0	14
12	4	3	1	0	0	0	0	0	0	0	0	1	0	9
13	9	3	0	0	0	0	0	0	0	0	0	2	0	14
14	9	2	0	0	0	0	0	0	0	0	0	1	0	12
15	11	3	0	0	0	0	0	0	0	0	0	1	0	15
16	13	2	0	0	0	0	0	0	0	0	0	1	0	16
17	18	1	0	0	0	0	0	0	0	0	0	0	0	19
18	6	1	0	0	0	0	0	0	0	0	0	1	0	8
19	12	1	0	0	0	0	0	0	0	0	0	0	0	13
20	13	1	0	0	0	0	0	0	0	0	0	1	0	15
21	7	0	0	1	0	0	0	0	0	0	0	0	0	8
22	4	0	0	0	0	0	0	0	0	0	0	1	0	5
23	2	0	0	0	0	0	0	0	0	0	0	0	0	2
24	1	0	0	0	0	0	0	0	0	0	0	0	0	1
7-19	130	24	1	0	1	0	0	0	0	0	0	10	0	166
6-22	163	27	1	1	1	0	0	0	0	0	0	12	0	205
6-24	166	27	1	1	1	0	0	0	0	0	0	12	0	208
0-24	173	28	1	1	1	0	0	0	0	0	0	13	0	217

Faversham 4, Sandbanks Lane

Produced by Streetwise Services Ltd.



Channel 1 - Eastbound

26/05/2017	Vehicle Classes													TOTAL
Hr Ending	1	2	3	4	5	6	7	8	9	10	11	12	13	
1	0	0	0	0	0	0	0	0	0	0	0	0	0	0
2	0	0	0	0	0	0	0	0	0	0	0	0	0	0
3	0	0	0	0	0	0	0	0	0	0	0	0	0	0
4	0	0	0	0	0	0	0	0	0	0	0	0	0	0
5	0	0	0	0	0	0	0	0	0	0	0	0	0	0
6	5	0	0	0	0	0	0	0	0	0	0	0	0	5
7	6	3	0	0	0	0	0	0	0	1	0	0	0	10
8	13	0	0	0	0	0	0	0	0	0	0	0	0	13
9	19	1	0	0	0	0	0	0	0	0	0	0	0	20
10	8	1	0	0	0	0	0	0	0	0	0	0	0	9
11	10	3	0	0	0	0	0	0	0	0	0	0	0	13
12	15	4	0	0	0	0	0	0	0	0	0	0	0	19
13	9	2	0	0	0	0	0	0	0	0	0	0	0	11
14	14	1	0	0	0	0	0	0	0	0	0	0	0	15
15	12	0	0	0	0	0	0	0	0	0	0	1	0	13
16	15	3	0	0	0	0	0	0	0	0	0	0	0	18
17	18	4	0	0	0	0	0	0	0	0	0	1	0	23
18	6	2	0	1	0	0	0	0	0	0	0	0	0	9
19	13	0	0	0	0	0	0	0	0	0	0	0	0	13
20	4	1	0	0	0	0	0	0	0	0	0	0	0	5
21	7	1	0	0	0	0	0	0	0	0	0	1	0	9
22	5	0	0	0	0	0	0	0	0	0	0	0	0	5
23	0	1	0	0	0	0	0	0	0	0	0	0	0	1
24	2	0	0	0	0	0	0	0	0	0	0	0	0	2
7-19	152	21	0	1	0	0	0	0	0	0	0	2	0	176
6-22	174	26	0	1	0	0	0	0	0	1	0	3	0	205
6-24	176	27	0	1	0	0	0	0	0	1	0	3	0	208
0-24	181	27	0	1	0	0	0	0	0	1	0	3	0	213

Channel 2 - Westbound

26/05/2017	Vehicle Classes													TOTAL
Hr Ending	1	2	3	4	5	6	7	8	9	10	11	12	13	
1	0	0	0	0	0	0	0	0	0	0	0	0	0	0
2	0	0	0	0	0	0	0	0	0	0	0	0	0	0
3	0	0	0	0	0	0	0	0	0	0	0	0	0	0
4	0	0	0	0	0	0	0	0	0	0	0	0	0	0
5	0	0	0	0	0	0	0	0	0	0	0	0	0	0
6	2	0	0	0	0	0	0	0	0	0	0	0	0	2
7	8	2	0	0	0	0	0	0	0	0	0	2	0	12
8	7	5	0	0	0	0	0	0	0	0	0	0	0	12
9	8	2	0	0	0	0	0	0	0	0	0	1	0	11
10	12	1	0	0	0	0	0	0	0	0	0	0	0	13
11	12	5	0	0	0	0	0	0	0	0	0	0	0	17
12	10	3	0	0	0	0	0	0	0	0	0	1	0	14
13	8	2	0	1	0	0	0	0	0	0	0	0	0	11
14	13	2	0	0	0	0	0	0	0	0	0	0	0	15
15	9	1	0	0	0	0	0	0	0	0	0	2	0	12
16	24	4	0	0	0	0	0	0	0	0	0	2	0	30
17	15	2	0	0	0	0	0	0	0	0	0	1	0	18
18	10	2	0	0	0	0	0	0	0	0	0	0	0	12
19	9	0	0	0	0	0	0	0	0	0	0	0	0	9
20	16	1	0	0	0	0	0	0	0	0	0	0	0	17
21	8	1	0	0	0	0	0	0	0	0	0	0	0	9
22	4	1	0	0	0	0	0	0	0	0	0	0	0	5
23	3	0	0	0	0	0	0	0	0	0	0	0	0	3
24	1	0	0	0	0	0	0	0	0	0	0	0	0	1
7-19	137	29	0	1	0	0	0	0	0	0	0	7	0	174
6-22	173	34	0	1	0	0	0	0	0	0	0	9	0	217
6-24	177	34	0	1	0	0	0	0	0	0	0	9	0	221
0-24	179	34	0	1	0	0	0	0	0	0	0	9	0	223

Faversham 4, Sandbanks Lane

Produced by Streetwise Services Ltd.



Channel 1 - Eastbound

20/05/2017	Vehicle Speeds (MPH)												TOTAL
Hr Ending	0-10	11-20	21-30	31-35	36-40	41-45	46-50	51-55	56-60	61-65	66-70	71-100	
1	0	0	2	0	0	0	0	0	0	0	0	0	2
2	0	0	0	0	0	0	0	0	0	0	0	0	0
3	0	0	0	0	0	0	0	0	0	0	0	0	0
4	0	0	0	1	0	0	0	0	0	0	0	0	1
5	0	0	0	0	0	0	0	0	0	0	0	0	0
6	0	0	0	0	0	0	0	0	0	0	0	0	0
7	0	0	1	3	1	0	0	0	0	0	0	0	5
8	0	1	7	1	2	0	0	0	0	0	0	0	11
9	0	0	6	3	1	1	0	0	0	0	0	0	11
10	0	0	4	8	2	2	0	0	0	0	0	0	16
11	0	1	5	1	2	1	0	0	0	0	0	0	10
12	0	1	5	1	3	0	0	0	0	0	0	0	10
13	0	1	3	6	4	0	0	0	0	0	0	0	14
14	0	4	11	5	2	0	0	0	0	0	0	0	22
15	1	0	4	5	2	2	0	0	0	0	0	0	14
16	0	0	6	3	2	0	0	0	0	0	0	0	11
17	1	1	3	2	2	0	1	0	0	0	0	0	10
18	0	1	5	3	3	0	0	0	0	0	0	0	12
19	0	3	6	4	1	0	0	0	0	0	0	0	14
20	0	0	3	1	0	3	0	0	0	0	0	0	7
21	0	0	3	2	1	1	0	0	0	0	0	0	7
22	0	0	0	3	0	1	0	0	0	0	0	0	4
23	0	1	0	1	0	0	1	0	0	0	0	0	3
24	0	0	1	0	0	1	0	0	0	0	0	0	2
7-19	2	13	65	42	26	6	1	0	0	0	0	0	155
6-22	2	13	72	51	28	11	1	0	0	0	0	0	178
6-24	2	14	73	52	28	12	2	0	0	0	0	0	183
0-24	2	14	75	53	28	12	2	0	0	0	0	0	186

Channel 2 - Westbound

20/05/2017	Vehicle Speeds (MPH)												TOTAL
Hr Ending	0-10	11-20	21-30	31-35	36-40	41-45	46-50	51-55	56-60	61-65	66-70	71-100	
1	0	0	1	1	0	0	0	0	0	0	0	0	2
2	0	0	0	0	0	0	0	0	0	0	0	0	0
3	0	0	0	0	0	0	0	0	0	0	0	0	0
4	0	0	1	0	0	0	0	0	0	0	0	0	1
5	0	0	0	0	0	0	0	0	0	0	0	0	0
6	0	0	1	0	0	0	0	0	0	0	0	0	1
7	0	0	4	0	0	0	0	1	0	0	0	0	5
8	0	0	2	1	2	0	0	0	0	0	0	0	5
9	0	3	8	2	0	0	0	0	0	0	0	0	13
10	0	1	3	1	2	0	0	0	0	0	0	0	7
11	0	0	6	3	3	0	0	0	0	0	0	0	12
12	0	0	10	6	3	1	0	0	0	0	0	0	20
13	2	4	4	3	4	0	1	0	0	0	0	0	18
14	0	2	7	4	1	2	1	0	0	0	0	0	17
15	0	1	7	2	4	0	0	0	0	0	0	0	14
16	0	2	5	2	0	0	0	0	0	0	0	0	9
17	0	0	4	6	2	0	1	0	0	0	0	0	13
18	0	1	8	6	1	1	0	0	0	0	0	0	17
19	0	0	7	3	0	1	0	0	0	0	0	0	11
20	0	0	2	2	1	1	1	0	0	0	0	0	7
21	0	0	5	2	0	1	0	0	0	0	0	0	8
22	0	0	3	2	0	1	0	0	0	0	0	0	6
23	0	0	0	2	1	0	0	0	0	0	0	0	3
24	0	0	3	2	0	0	0	1	0	0	0	0	6
7-19	2	14	71	39	22	5	3	0	0	0	0	0	156
6-22	2	14	85	45	23	8	4	1	0	0	0	0	182
6-24	2	14	88	49	24	8	4	2	0	0	0	0	191
0-24	2	14	91	50	24	8	4	2	0	0	0	0	195

Faversham 4, Sandbanks Lane

Produced by Streetwise Services Ltd.



Channel 1 - Eastbound

21/05/2017	Vehicle Speeds (MPH)												TOTAL
Hr Ending	0-10	11-20	21-30	31-35	36-40	41-45	46-50	51-55	56-60	61-65	66-70	71-100	
1	0	0	1	0	0	0	0	0	0	0	0	0	1
2	0	0	0	0	0	0	0	0	0	0	0	0	0
3	0	0	2	0	0	0	0	0	0	0	0	0	2
4	0	0	0	0	0	0	0	0	0	0	0	0	0
5	0	0	0	0	0	0	0	0	0	0	0	0	0
6	0	0	2	1	1	2	0	0	0	0	0	0	6
7	0	1	2	3	0	0	1	0	0	0	0	0	7
8	0	0	3	1	1	0	0	0	0	0	0	0	5
9	0	2	4	1	0	0	0	0	0	0	0	0	7
10	0	0	3	3	2	0	0	0	0	0	0	0	8
11	0	0	2	3	2	2	0	0	0	0	0	0	9
12	0	2	4	3	4	1	0	0	0	0	0	0	14
13	0	3	5	1	1	1	0	0	0	0	0	0	11
14	0	1	7	4	1	0	0	0	0	0	0	0	13
15	1	3	5	2	0	0	0	0	0	0	0	0	11
16	0	2	7	1	0	0	0	0	0	0	0	0	10
17	2	2	5	2	2	0	0	0	0	0	0	0	13
18	1	0	4	5	1	0	0	0	0	0	0	0	11
19	0	0	4	0	4	0	1	0	0	0	0	0	9
20	0	1	1	3	1	0	0	0	0	0	0	0	6
21	0	0	0	2	1	1	0	0	0	0	0	0	4
22	0	0	0	0	1	0	0	0	0	0	0	0	1
23	0	0	0	3	0	0	0	0	0	0	0	0	3
24	0	0	0	0	0	0	0	0	0	0	0	0	0
7-19	4	15	53	26	18	4	1	0	0	0	0	0	121
6-22	4	17	56	34	21	5	2	0	0	0	0	0	139
6-24	4	17	56	37	21	5	2	0	0	0	0	0	142
0-24	4	17	61	38	22	7	2	0	0	0	0	0	151

Channel 2 - Westbound

21/05/2017	Vehicle Speeds (MPH)												TOTAL
Hr Ending	0-10	11-20	21-30	31-35	36-40	41-45	46-50	51-55	56-60	61-65	66-70	71-100	
1	0	0	0	0	0	0	0	0	0	0	0	0	0
2	0	0	0	2	0	0	0	0	0	0	0	0	2
3	0	0	0	1	0	0	0	0	0	0	0	0	1
4	0	0	0	0	0	0	0	0	0	0	0	0	0
5	0	0	0	0	0	0	0	0	0	0	0	0	0
6	0	0	1	0	0	1	0	0	0	0	0	0	2
7	0	1	4	1	0	0	0	0	0	0	0	0	6
8	0	0	3	1	1	0	0	0	0	0	0	0	5
9	0	0	4	1	0	0	0	0	0	0	0	0	5
10	0	2	1	1	1	0	0	0	0	0	0	0	5
11	0	0	4	2	2	1	1	2	0	0	0	0	12
12	0	1	5	4	2	0	0	0	0	0	0	0	12
13	0	0	6	3	1	0	0	0	0	0	0	0	10
14	0	1	3	5	2	1	0	0	0	0	0	0	12
15	1	1	4	5	0	1	0	0	0	0	0	0	12
16	0	1	6	2	5	0	0	0	0	0	0	0	14
17	1	2	3	2	1	0	0	0	0	0	0	0	9
18	0	2	8	2	3	1	1	0	0	0	0	0	17
19	0	0	2	2	1	0	0	0	0	0	0	0	5
20	0	1	3	4	1	0	0	0	0	0	0	0	9
21	0	0	2	0	1	1	0	0	0	0	0	0	4
22	0	0	0	2	0	0	0	0	0	0	0	0	2
23	0	0	1	1	0	0	0	0	0	0	0	0	2
24	0	0	0	0	0	0	0	0	0	0	0	0	0
7-19	2	10	49	30	19	4	2	2	0	0	0	0	118
6-22	2	12	58	37	21	5	2	2	0	0	0	0	139
6-24	2	12	59	38	21	5	2	2	0	0	0	0	141
0-24	2	12	60	41	21	6	2	2	0	0	0	0	146

Faversham 4, Sandbanks Lane

Produced by Streetwise Services Ltd.



Channel 1 - Eastbound

22/05/2017	Vehicle Speeds (MPH)												TOTAL
Hr Ending	0-10	11-20	21-30	31-35	36-40	41-45	46-50	51-55	56-60	61-65	66-70	71-100	
1	0	0	0	0	0	0	0	0	0	0	0	0	0
2	0	0	0	0	0	0	0	0	0	0	0	0	0
3	0	0	0	0	0	0	0	0	0	0	0	0	0
4	0	0	0	0	0	0	0	0	0	0	0	0	0
5	0	0	0	0	0	0	0	0	0	0	0	0	0
6	0	0	0	1	0	0	0	0	0	0	0	0	1
7	0	0	2	2	3	1	1	0	0	0	0	0	9
8	0	5	3	2	0	0	0	0	0	0	0	0	10
9	0	0	9	6	4	2	0	0	0	0	0	0	21
10	0	0	9	2	2	0	0	0	0	0	0	0	13
11	0	2	8	3	1	0	0	0	0	0	0	0	14
12	0	2	8	2	3	1	0	0	0	0	0	0	16
13	0	1	4	4	0	0	0	0	0	0	0	0	9
14	1	0	6	4	2	1	0	0	0	0	0	0	14
15	1	3	4	2	0	0	0	2	0	0	0	0	12
16	0	2	7	3	3	1	0	0	0	0	0	0	16
17	0	2	8	5	2	1	0	0	0	0	0	0	18
18	0	0	3	5	1	1	0	0	0	0	0	0	10
19	0	1	1	1	1	2	1	0	0	1	0	0	8
20	0	0	2	2	2	0	0	0	0	0	0	0	6
21	0	0	1	0	1	0	0	0	0	0	0	0	2
22	0	0	2	0	1	0	0	0	0	0	0	0	3
23	0	0	0	1	0	0	0	0	0	0	0	0	1
24	0	0	1	0	0	1	0	0	0	0	0	0	2
7-19	2	18	70	39	19	9	1	2	0	1	0	0	161
6-22	2	18	77	43	26	10	2	2	0	1	0	0	181
6-24	2	18	78	44	26	11	2	2	0	1	0	0	184
0-24	2	18	78	45	26	11	2	2	0	1	0	0	185

Channel 2 - Westbound

22/05/2017	Vehicle Speeds (MPH)												TOTAL
Hr Ending	0-10	11-20	21-30	31-35	36-40	41-45	46-50	51-55	56-60	61-65	66-70	71-100	
1	0	0	0	0	0	0	0	0	0	0	0	0	0
2	0	0	0	0	0	0	0	0	0	0	0	0	0
3	0	0	0	0	0	0	0	0	0	0	0	0	0
4	0	0	0	0	0	0	0	0	0	0	0	0	0
5	0	0	0	0	0	0	0	0	0	0	0	0	0
6	0	0	0	0	0	0	0	0	0	0	0	0	0
7	0	1	3	5	1	0	0	0	0	0	0	0	10
8	0	0	8	0	0	0	0	0	0	0	0	0	8
9	0	1	8	6	0	0	0	0	0	0	0	0	15
10	0	0	4	6	5	1	1	0	0	0	0	0	17
11	0	1	9	7	1	0	0	0	0	0	0	0	18
12	1	3	10	0	3	1	0	0	0	0	0	0	18
13	0	0	2	4	1	0	1	0	0	0	0	0	8
14	0	2	2	1	2	0	0	0	0	0	0	0	7
15	0	3	11	3	0	0	0	1	0	0	0	0	18
16	0	3	5	3	4	0	0	0	0	0	0	0	15
17	0	1	9	5	1	0	1	0	0	0	0	0	17
18	0	0	2	6	5	1	0	0	0	0	0	0	14
19	0	1	0	6	4	0	0	0	0	0	0	0	11
20	0	1	2	4	2	0	0	0	0	0	0	0	9
21	0	0	4	1	1	0	0	0	0	0	0	0	6
22	0	0	0	0	1	0	0	0	0	0	0	0	1
23	0	0	1	1	0	0	0	0	0	0	0	0	2
24	0	0	1	0	0	0	0	1	0	0	0	0	2
7-19	1	15	70	47	26	3	3	1	0	0	0	0	166
6-22	1	17	79	57	31	3	3	1	0	0	0	0	192
6-24	1	17	81	58	31	3	3	2	0	0	0	0	196
0-24	1	17	81	58	31	3	3	2	0	0	0	0	196

Faversham 4, Sandbanks Lane

Produced by Streetwise Services Ltd.



Channel 1 - Eastbound

23/05/2017	Vehicle Speeds (MPH)												TOTAL
Hr Ending	0-10	11-20	21-30	31-35	36-40	41-45	46-50	51-55	56-60	61-65	66-70	71-100	
1	0	0	0	1	0	0	0	0	0	0	0	0	1
2	0	0	1	0	0	0	0	0	0	0	0	0	1
3	0	0	0	0	0	0	0	0	0	0	0	0	0
4	0	1	0	2	0	0	0	0	0	0	0	0	3
5	0	0	0	0	0	0	0	0	0	0	0	0	0
6	0	0	0	0	0	0	0	0	0	0	0	0	0
7	0	1	2	3	4	0	1	0	0	0	0	0	11
8	0	2	5	3	0	0	0	0	0	0	0	0	10
9	0	0	10	2	7	1	1	0	0	0	0	0	21
10	0	0	9	8	2	1	0	0	0	0	0	0	20
11	0	0	5	5	3	0	0	1	0	0	0	0	14
12	0	1	6	2	1	1	0	0	0	0	0	0	11
13	0	1	3	4	0	0	0	0	0	0	0	0	8
14	0	2	8	2	1	0	0	0	0	0	0	0	13
15	1	5	4	0	1	0	2	0	0	0	0	0	13
16	0	0	9	0	3	1	0	0	0	0	0	0	13
17	0	4	7	7	3	1	1	0	0	0	0	0	23
18	0	1	5	3	1	0	0	0	0	0	0	0	10
19	0	0	5	5	1	0	0	0	0	0	0	0	11
20	0	1	3	2	4	1	0	0	0	0	0	0	11
21	0	0	1	3	1	1	0	0	0	0	0	0	6
22	0	2	5	1	2	0	0	0	0	0	0	0	10
23	0	0	1	0	1	0	0	1	0	0	0	0	3
24	0	0	0	0	0	0	0	0	0	0	0	0	0
7-19	1	16	76	41	23	5	4	1	0	0	0	0	167
6-22	1	20	87	50	34	7	5	1	0	0	0	0	205
6-24	1	20	88	50	35	7	5	2	0	0	0	0	208
0-24	1	21	89	53	35	7	5	2	0	0	0	0	213

Channel 2 - Westbound

23/05/2017	Vehicle Speeds (MPH)												TOTAL
Hr Ending	0-10	11-20	21-30	31-35	36-40	41-45	46-50	51-55	56-60	61-65	66-70	71-100	
1	0	0	1	0	0	0	0	0	0	0	0	0	1
2	0	0	1	0	0	0	0	0	0	0	0	0	1
3	0	0	0	0	0	0	0	0	0	0	0	0	0
4	0	0	1	1	0	0	0	0	0	0	0	0	2
5	0	0	0	0	0	0	0	0	0	0	0	0	0
6	0	0	3	1	0	0	0	0	0	0	0	0	4
7	0	1	3	0	3	1	0	0	0	0	0	0	8
8	0	1	8	2	1	0	0	0	0	0	0	0	12
9	0	2	9	4	1	0	0	0	0	0	0	0	16
10	0	5	6	4	2	1	1	0	0	0	0	0	19
11	0	1	4	5	1	2	0	0	0	0	0	0	13
12	0	0	5	3	1	1	1	0	0	0	0	0	11
13	0	0	6	1	1	0	0	0	0	0	0	0	8
14	0	2	6	4	1	0	0	0	0	0	0	0	13
15	0	3	6	3	0	1	0	0	0	0	0	0	13
16	0	1	8	6	3	0	0	0	0	0	0	0	18
17	0	4	8	4	4	1	0	0	0	0	0	0	21
18	0	1	4	4	2	0	0	0	0	0	0	0	11
19	0	0	11	1	5	1	0	0	0	0	0	0	18
20	0	1	8	6	3	0	0	0	0	0	0	0	18
21	0	1	3	2	2	0	0	0	0	0	0	0	8
22	0	0	3	0	1	2	0	0	0	0	0	0	6
23	0	0	0	0	3	0	0	0	0	0	0	0	3
24	0	0	0	0	1	0	0	0	0	0	0	0	1
7-19	0	20	81	41	22	7	2	0	0	0	0	0	173
6-22	0	23	98	49	31	10	2	0	0	0	0	0	213
6-24	0	23	98	49	35	10	2	0	0	0	0	0	217
0-24	0	23	104	51	35	10	2	0	0	0	0	0	225

Faversham 4, Sandbanks Lane

Produced by Streetwise Services Ltd.



Channel 1 - Eastbound

24/05/2017	Vehicle Speeds (MPH)												TOTAL
Hr Ending	0-10	11-20	21-30	31-35	36-40	41-45	46-50	51-55	56-60	61-65	66-70	71-100	
1	0	0	0	0	0	0	0	0	0	0	0	0	0
2	0	0	0	0	0	0	0	0	0	0	0	0	0
3	0	0	0	0	0	0	0	0	0	0	0	0	0
4	0	0	0	0	0	0	0	0	0	0	0	0	0
5	0	0	1	0	0	0	0	0	0	0	0	0	1
6	0	0	0	1	1	0	0	0	0	0	0	0	2
7	0	3	3	1	1	1	0	0	0	0	0	0	9
8	0	1	2	2	2	3	0	0	0	0	0	0	10
9	0	1	8	9	5	1	0	0	0	0	0	0	24
10	0	0	5	3	2	0	0	0	0	0	0	0	10
11	0	0	1	7	4	0	0	0	0	0	0	0	12
12	0	1	7	6	2	1	0	0	0	0	0	0	17
13	0	0	3	6	1	0	0	0	0	0	0	0	10
14	0	0	13	0	2	0	0	0	0	0	0	0	15
15	0	2	3	2	1	0	1	0	0	0	0	0	9
16	0	4	11	4	3	2	0	0	0	0	0	0	24
17	0	4	3	3	1	1	0	0	0	0	0	0	12
18	0	0	6	4	0	0	0	0	0	0	0	0	10
19	0	0	4	1	2	1	0	0	0	0	0	0	8
20	0	0	4	1	1	1	0	0	0	0	0	0	7
21	0	0	1	6	2	1	0	0	0	0	0	0	10
22	0	0	2	0	0	0	0	0	0	0	0	0	2
23	0	0	0	0	0	0	0	0	0	0	0	0	0
24	0	1	0	0	0	0	0	0	0	0	0	0	1
7-19	0	13	66	47	25	9	1	0	0	0	0	0	161
6-22	0	16	76	55	29	12	1	0	0	0	0	0	189
6-24	0	17	76	55	29	12	1	0	0	0	0	0	190
0-24	0	17	77	56	30	12	1	0	0	0	0	0	193

Channel 2 - Westbound

24/05/2017	Vehicle Speeds (MPH)												TOTAL
Hr Ending	0-10	11-20	21-30	31-35	36-40	41-45	46-50	51-55	56-60	61-65	66-70	71-100	
1	0	0	0	0	0	0	0	0	0	0	0	0	0
2	0	0	0	0	0	0	0	0	0	0	0	0	0
3	0	0	0	0	0	0	0	0	0	0	0	0	0
4	0	0	0	0	0	0	0	0	0	0	0	0	0
5	0	0	0	0	0	0	0	0	0	0	0	0	0
6	0	0	4	1	0	0	0	0	0	0	0	0	5
7	0	0	5	3	1	0	0	0	0	0	0	0	9
8	1	0	7	0	2	2	0	0	0	0	0	0	12
9	0	2	5	2	3	1	0	0	0	0	0	0	13
10	0	3	5	5	2	0	0	0	0	0	0	0	15
11	0	0	4	11	1	1	0	0	0	0	0	0	17
12	0	0	4	5	0	0	0	0	0	0	0	0	9
13	0	0	3	5	0	1	0	0	0	0	0	0	9
14	0	1	11	2	1	0	0	0	0	0	0	0	15
15	0	0	5	3	0	2	0	0	0	0	0	0	10
16	0	1	10	4	2	1	0	0	0	0	0	0	18
17	0	2	8	9	3	1	1	0	0	0	0	0	24
18	1	1	6	3	1	1	0	0	0	0	0	0	13
19	0	0	2	4	2	1	0	0	0	0	0	0	9
20	0	0	8	0	3	0	0	0	0	0	0	0	11
21	0	0	6	1	2	0	0	0	0	0	0	0	9
22	0	0	2	1	0	0	0	0	0	0	0	0	3
23	0	0	0	2	2	1	0	0	0	0	0	0	5
24	0	0	1	0	0	0	0	0	0	0	0	0	1
7-19	2	10	70	53	17	11	1	0	0	0	0	0	164
6-22	2	10	91	58	23	11	1	0	0	0	0	0	196
6-24	2	10	92	60	25	12	1	0	0	0	0	0	202
0-24	2	10	96	61	25	12	1	0	0	0	0	0	207

Faversham 4, Sandbanks Lane

Produced by Streetwise Services Ltd.



Channel 1 - Eastbound

25/05/2017	Vehicle Speeds (MPH)												TOTAL
Hr Ending	0-10	11-20	21-30	31-35	36-40	41-45	46-50	51-55	56-60	61-65	66-70	71-100	
1	0	0	2	0	0	0	0	0	0	0	0	0	2
2	0	0	1	0	0	0	0	0	0	0	0	0	1
3	0	0	0	0	0	0	0	0	0	0	0	0	0
4	0	0	0	0	1	0	0	0	0	0	0	0	1
5	0	0	0	0	0	0	0	0	0	0	0	0	0
6	0	0	0	2	0	0	0	0	0	0	0	0	2
7	0	1	4	5	1	0	1	0	0	0	0	0	12
8	0	0	3	3	3	1	0	0	0	0	0	0	10
9	0	2	6	4	2	4	1	0	0	0	0	0	19
10	0	0	7	4	1	0	0	0	0	0	0	0	12
11	1	0	8	0	2	1	0	0	0	0	0	0	12
12	0	0	6	5	1	0	0	0	0	0	0	0	12
13	0	1	3	3	2	1	0	0	0	0	0	0	10
14	0	3	10	2	1	0	0	0	0	0	0	0	16
15	0	3	5	2	1	0	0	0	0	0	0	0	11
16	0	2	4	9	3	0	0	0	0	0	0	0	18
17	0	2	4	3	2	1	0	0	0	0	0	0	12
18	0	0	8	4	1	1	0	0	0	0	0	0	14
19	0	1	5	3	2	2	0	0	0	0	0	0	13
20	0	0	7	2	1	0	0	0	0	0	0	0	10
21	0	0	1	3	0	1	0	0	0	0	0	0	5
22	0	0	0	1	1	1	0	0	0	0	0	0	3
23	0	0	0	0	0	0	0	0	0	0	0	0	0
24	0	0	0	0	0	0	0	0	0	0	0	0	0
7-19	1	14	69	42	21	11	1	0	0	0	0	0	159
6-22	1	15	81	53	24	13	2	0	0	0	0	0	189
6-24	1	15	81	53	24	13	2	0	0	0	0	0	189
0-24	1	15	84	55	25	13	2	0	0	0	0	0	195

Channel 2 - Westbound

25/05/2017	Vehicle Speeds (MPH)												TOTAL
Hr Ending	0-10	11-20	21-30	31-35	36-40	41-45	46-50	51-55	56-60	61-65	66-70	71-100	
1	0	0	1	0	0	0	0	0	0	0	0	0	1
2	0	0	1	0	0	0	0	0	0	0	0	0	1
3	0	0	0	0	0	0	0	0	0	0	0	0	0
4	0	0	1	0	0	0	0	0	0	0	0	0	1
5	0	0	0	0	0	0	0	0	0	0	0	0	0
6	0	0	2	3	1	0	0	0	0	0	0	0	6
7	0	3	7	0	1	0	0	0	0	0	0	0	11
8	0	3	4	5	1	1	0	0	0	0	0	0	14
9	0	1	10	2	2	1	0	0	0	0	0	0	16
10	0	1	6	5	4	0	0	0	0	0	0	0	16
11	0	2	8	2	2	0	0	0	0	0	0	0	14
12	0	1	5	2	0	1	0	0	0	0	0	0	9
13	0	3	5	2	2	2	0	0	0	0	0	0	14
14	0	2	1	7	1	0	1	0	0	0	0	0	12
15	0	1	7	6	1	0	0	0	0	0	0	0	15
16	0	1	5	6	1	2	1	0	0	0	0	0	16
17	0	3	9	6	1	0	0	0	0	0	0	0	19
18	0	0	2	3	3	0	0	0	0	0	0	0	8
19	0	2	4	2	5	0	0	0	0	0	0	0	13
20	0	1	5	8	1	0	0	0	0	0	0	0	15
21	0	1	4	2	1	0	0	0	0	0	0	0	8
22	0	0	3	2	0	0	0	0	0	0	0	0	5
23	0	0	1	1	0	0	0	0	0	0	0	0	2
24	0	0	1	0	0	0	0	0	0	0	0	0	1
7-19	0	20	66	48	23	7	2	0	0	0	0	0	166
6-22	0	25	85	60	26	7	2	0	0	0	0	0	205
6-24	0	25	87	61	26	7	2	0	0	0	0	0	208
0-24	0	25	92	64	27	7	2	0	0	0	0	0	217

Faversham 4, Sandbanks Lane

Produced by Streetwise Services Ltd.



Channel 1 - Eastbound

26/05/2017	Vehicle Speeds (MPH)												TOTAL
Hr Ending	0-10	11-20	21-30	31-35	36-40	41-45	46-50	51-55	56-60	61-65	66-70	71-100	
1	0	0	0	0	0	0	0	0	0	0	0	0	0
2	0	0	0	0	0	0	0	0	0	0	0	0	0
3	0	0	0	0	0	0	0	0	0	0	0	0	0
4	0	0	0	0	0	0	0	0	0	0	0	0	0
5	0	0	0	0	0	0	0	0	0	0	0	0	0
6	0	0	3	1	1	0	0	0	0	0	0	0	5
7	0	3	3	1	2	0	1	0	0	0	0	0	10
8	0	2	3	5	3	0	0	0	0	0	0	0	13
9	0	2	6	6	3	3	0	0	0	0	0	0	20
10	0	2	2	5	0	0	0	0	0	0	0	0	9
11	0	1	0	6	6	0	0	0	0	0	0	0	13
12	0	2	9	6	2	0	0	0	0	0	0	0	19
13	0	1	4	4	0	1	1	0	0	0	0	0	11
14	0	4	6	2	3	0	0	0	0	0	0	0	15
15	0	0	6	3	2	2	0	0	0	0	0	0	13
16	0	0	10	3	4	1	0	0	0	0	0	0	18
17	0	6	9	2	2	2	1	1	0	0	0	0	23
18	1	0	2	2	4	0	0	0	0	0	0	0	9
19	0	1	8	3	1	0	0	0	0	0	0	0	13
20	1	0	1	2	1	0	0	0	0	0	0	0	5
21	0	0	5	2	1	1	0	0	0	0	0	0	9
22	0	0	3	2	0	0	0	0	0	0	0	0	5
23	0	0	0	1	0	0	0	0	0	0	0	0	1
24	0	0	2	0	0	0	0	0	0	0	0	0	2
7-19	1	21	65	47	30	9	2	1	0	0	0	0	176
6-22	2	24	77	54	34	10	3	1	0	0	0	0	205
6-24	2	24	79	55	34	10	3	1	0	0	0	0	208
0-24	2	24	82	56	35	10	3	1	0	0	0	0	213

Channel 2 - Westbound

26/05/2017	Vehicle Speeds (MPH)												TOTAL
Hr Ending	0-10	11-20	21-30	31-35	36-40	41-45	46-50	51-55	56-60	61-65	66-70	71-100	
1	0	0	0	0	0	0	0	0	0	0	0	0	0
2	0	0	0	0	0	0	0	0	0	0	0	0	0
3	0	0	0	0	0	0	0	0	0	0	0	0	0
4	0	0	0	0	0	0	0	0	0	0	0	0	0
5	0	0	0	0	0	0	0	0	0	0	0	0	0
6	0	0	1	1	0	0	0	0	0	0	0	0	2
7	0	0	9	2	0	0	1	0	0	0	0	0	12
8	0	1	5	2	2	1	0	0	1	0	0	0	12
9	0	1	5	3	2	0	0	0	0	0	0	0	11
10	0	1	7	2	3	0	0	0	0	0	0	0	13
11	0	1	8	6	1	1	0	0	0	0	0	0	17
12	0	0	5	7	1	1	0	0	0	0	0	0	14
13	0	0	5	2	3	0	1	0	0	0	0	0	11
14	0	1	7	4	3	0	0	0	0	0	0	0	15
15	0	2	4	3	3	0	0	0	0	0	0	0	12
16	0	5	17	4	3	1	0	0	0	0	0	0	30
17	0	4	8	3	3	0	0	0	0	0	0	0	18
18	0	1	1	6	1	2	1	0	0	0	0	0	12
19	0	1	1	2	3	2	0	0	0	0	0	0	9
20	1	0	3	5	6	2	0	0	0	0	0	0	17
21	0	0	7	2	0	0	0	0	0	0	0	0	9
22	0	0	2	1	1	0	1	0	0	0	0	0	5
23	0	0	2	1	0	0	0	0	0	0	0	0	3
24	0	0	1	0	0	0	0	0	0	0	0	0	1
7-19	0	18	73	44	28	8	2	0	1	0	0	0	174
6-22	1	18	94	54	35	10	4	0	1	0	0	0	217
6-24	1	18	97	55	35	10	4	0	1	0	0	0	221
0-24	1	18	98	56	35	10	4	0	1	0	0	0	223

Faversham 4, Sandbanks Lane

Produced by Streetwise Services Ltd.

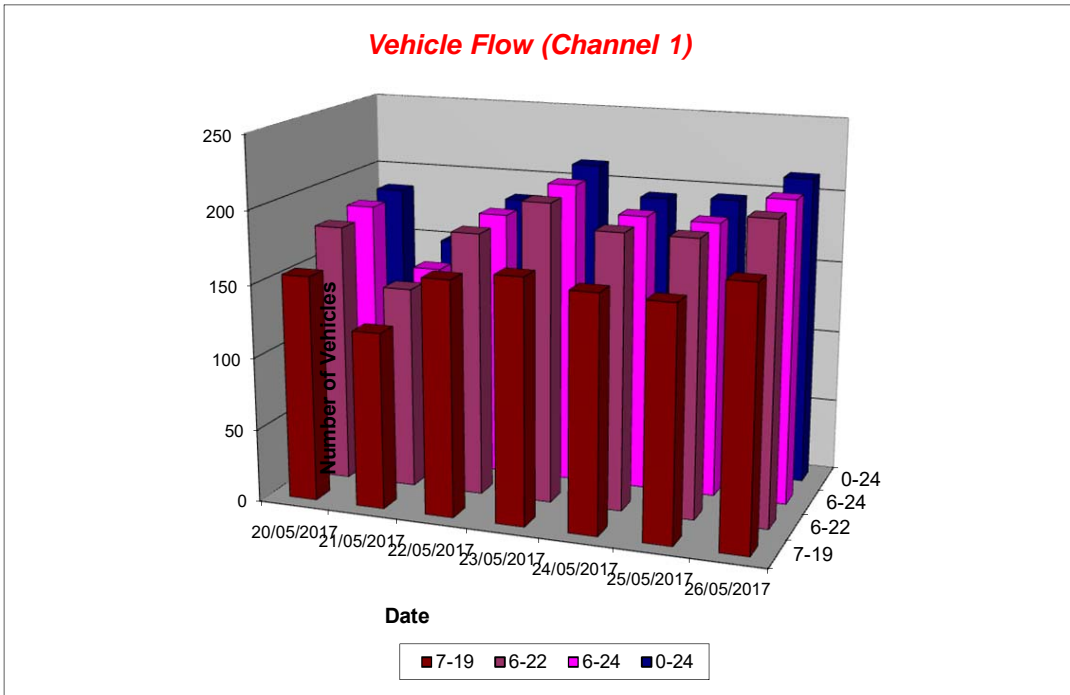


Channel 1 - Eastbound

Vehicle Flow

Week 1

Hr Ending	20/05/2017 Saturday	21/05/2017 Sunday	22/05/2017 Monday	23/05/2017 Tuesday	24/05/2017 Wednesday	25/05/2017 Thursday	26/05/2017 Friday	5 Day Ave	7 Day Ave
1	2	1	0	1	0	2	0	1	1
2	0	0	0	1	0	1	0	0	0
3	0	2	0	0	0	0	0	0	0
4	1	0	0	3	0	1	0	1	1
5	0	0	0	0	1	0	0	0	0
6	0	6	1	0	2	2	5	2	2
7	5	7	9	11	9	12	10	10	9
8	11	5	10	10	10	10	13	11	10
9	11	7	21	21	24	19	20	21	18
10	16	8	13	20	10	12	9	13	13
11	10	9	14	14	12	12	13	13	12
12	10	14	16	11	17	12	19	15	14
13	14	11	9	8	10	10	11	10	10
14	22	13	14	13	15	16	15	15	15
15	14	11	12	13	9	11	13	12	12
16	11	10	16	13	24	18	18	18	16
17	10	13	18	23	12	12	23	18	16
18	12	11	10	10	10	14	9	11	11
19	14	9	8	11	8	13	13	11	11
20	7	6	6	11	7	10	5	8	7
21	7	4	2	6	10	5	9	6	6
22	4	1	3	10	2	3	5	5	4
23	3	3	1	3	0	0	1	1	2
24	2	0	2	0	1	0	2	1	1
7-19	155	121	161	167	161	159	176	165	157
6-22	178	139	181	205	189	189	205	194	184
6-24	183	142	184	208	190	189	208	196	186
0-24	186	151	185	213	193	195	213	200	191



Faversham 4, Sandbanks Lane

Produced by Streetwise Services Ltd.

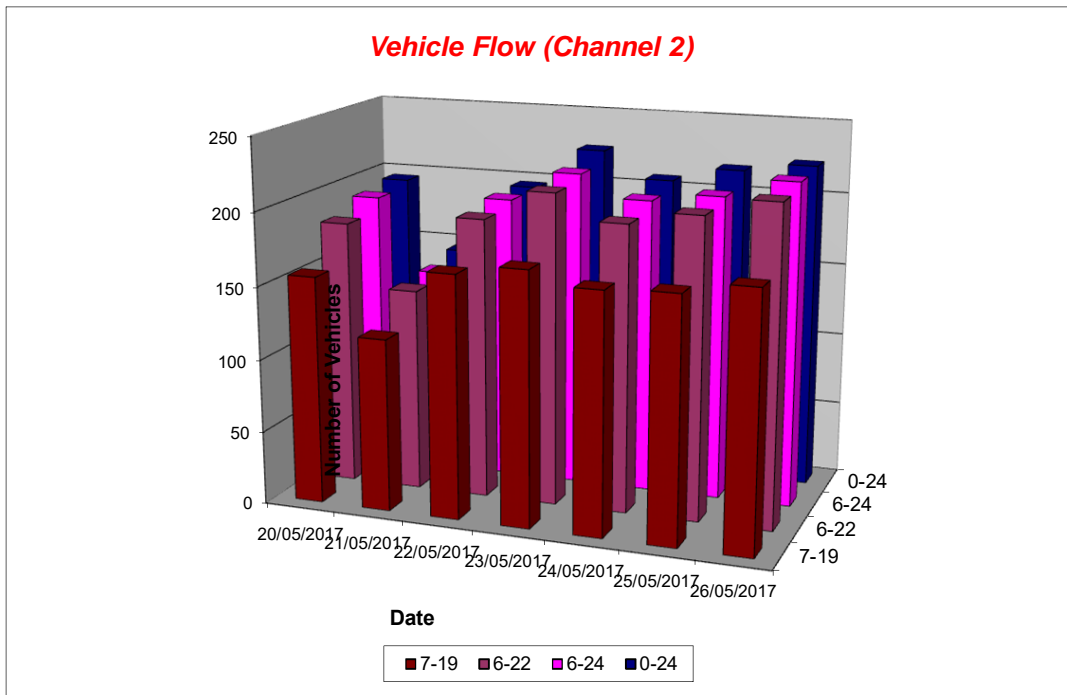


Channel 2 - Westbound

Vehicle Flow

Week 1

Hr Ending	20/05/2017 Saturday	21/05/2017 Sunday	22/05/2017 Monday	23/05/2017 Tuesday	24/05/2017 Wednesday	25/05/2017 Thursday	26/05/2017 Friday	5 Day Ave	7 Day Ave
1	2	0	0	1	0	1	0	0	1
2	0	2	0	1	0	1	0	0	1
3	0	1	0	0	0	0	0	0	0
4	1	0	0	2	0	1	0	1	1
5	0	0	0	0	0	0	0	0	0
6	1	2	0	4	5	6	2	3	3
7	5	6	10	8	9	11	12	10	9
8	5	5	8	12	12	14	12	12	10
9	13	5	15	16	13	16	11	14	13
10	7	5	17	19	15	16	13	16	13
11	12	12	18	13	17	14	17	16	15
12	20	12	18	11	9	9	14	12	13
13	18	10	8	8	9	14	11	10	11
14	17	12	7	13	15	12	15	12	13
15	14	12	18	13	10	15	12	14	13
16	9	14	15	18	18	16	30	19	17
17	13	9	17	21	24	19	18	20	17
18	17	17	14	11	13	8	12	12	13
19	11	5	11	18	9	13	9	12	11
20	7	9	9	18	11	15	17	14	12
21	8	4	6	8	9	8	9	8	7
22	6	2	1	6	3	5	5	4	4
23	3	2	2	3	5	2	3	3	3
24	6	0	2	1	1	1	1	1	2
7-19	156	118	166	173	164	166	174	169	160
6-22	182	139	192	213	196	205	217	205	192
6-24	191	141	196	217	202	208	221	209	197
0-24	195	146	196	225	207	217	223	214	201



Faversham 4, Sandbanks Lane

Produced by Streetwise Services Ltd.



Channel 1 - Eastbound

Average Speed

Week 1

Hr Ending	20/05/2017 Saturday	21/05/2017 Sunday	22/05/2017 Monday	23/05/2017 Tuesday	24/05/2017 Wednesday	25/05/2017 Thursday	26/05/2017 Friday
1	25.5	25.5	-	33.0	-	25.5	-
2	-	-	-	25.5	-	25.5	-
3	-	25.5	-	-	-	-	-
4	33.0	-	-	27.2	-	38.0	-
5	-	-	-	-	25.5	-	-
6	-	34.7	33.0	-	35.5	33.0	29.5
7	32.5	30.5	35.8	33.2	26.3	30.7	28.0
8	27.5	29.5	22.0	25.8	33.8	33.2	29.7
9	30.3	23.7	31.7	32.3	31.2	32.2	31.2
10	33.0	31.4	28.6	30.6	30.2	29.0	27.4
11	29.5	34.7	26.6	32.8	34.0	27.3	34.0
12	29.0	30.5	28.6	28.7	30.1	29.7	28.1
13	31.6	26.2	27.7	28.0	31.2	31.0	31.0
14	26.5	28.0	29.2	26.1	27.2	25.3	26.3
15	31.0	22.3	27.1	24.5	28.8	25.3	31.8
16	29.8	24.2	29.1	29.7	28.1	30.2	30.5
17	28.7	23.9	28.8	29.4	26.5	29.2	28.3
18	29.7	28.2	32.2	28.0	28.5	29.8	30.4
19	26.4	33.6	38.6	30.0	31.8	31.1	27.4
20	34.1	29.7	32.2	32.1	30.9	28.2	26.9
21	31.9	36.8	31.8	34.2	34.2	33.5	30.5
22	35.5	38.0	29.7	26.8	25.5	38.0	28.5
23	32.2	33.0	33.0	38.8	-	-	33.0
24	34.2	-	34.2	-	15.5	-	25.5

10-12	29.2	32.1	27.7	31.0	31.7	28.5	30.5
14-16	30.5	23.2	28.2	27.1	28.3	28.3	31.1
0-24	29.9	28.6	29.7	29.7	29.9	29.7	29.5

7 Day Ave	29.6
-----------	------

85th Percentile

Hr Ending	20/05/2017 Saturday	21/05/2017 Sunday	22/05/2017 Monday	23/05/2017 Tuesday	24/05/2017 Wednesday	25/05/2017 Thursday	26/05/2017 Friday
1	26.2	26.1	-	33.1	-	26.3	-
2	-	-	-	26.0	-	26.0	-
3	-	26.0	-	-	-	-	-
4	33.5	-	-	33.9	-	38.8	-
5	-	-	-	-	26.0	-	-
6	-	43.3	33.1	-	38.4	33.6	38.9
7	38.6	48.6	43.8	38.3	38.4	38.8	38.5
8	38.3	38.6	33.3	33.8	43.3	38.0	38.1
9	38.3	25.8	38.0	38.4	38.1	43.2	38.8
10	38.8	38.3	38.3	33.3	38.2	33.1	33.4
11	38.0	43.8	33.4	38.9	39.0	38.1	38.5
12	38.8	38.8	38.3	38.6	38.1	33.3	33.5
13	38.8	38.6	33.9	33.6	33.4	38.1	43.2
14	33.7	34.0	39.0	33.4	27.3	33.0	38.3
15	43.0	33.9	53.4	48.1	38.5	33.5	43.1
16	38.4	25.7	38.3	38.6	38.2	38.7	38.6
17	38.9	38.7	38.2	38.7	38.5	38.5	43.2
18	38.8	34.0	38.2	33.9	33.3	33.8	38.9
19	33.4	38.2	48.6	33.8	38.6	43.1	33.1
20	44.0	38.5	38.4	38.0	38.5	33.2	38.4
21	43.9	43.1	38.4	43.5	38.2	43.7	38.3
22	43.1	39.0	38.7	38.9	26.4	43.5	33.9
23	48.9	33.7	33.3	53.4	-	-	33.8
24	43.4	-	43.6	-	16.2	-	25.8

10-12	38.5	38.0	38.2	38.7	38.5	38.4	38.7
14-16	38.8	33.6	38.2	38.5	38.4	33.1	38.3
0-24	38.1	38.1	38.6	38.5	38.1	38.7	38.1

7 Day Ave	38.3
-----------	------

Faversham 4, Sandbanks Lane

Produced by Streetwise Services Ltd.



Channel 2 - Westbound

Average Speed

Week 1

Hr Ending	20/05/2017 Saturday	21/05/2017 Sunday	22/05/2017 Monday	23/05/2017 Tuesday	24/05/2017 Wednesday	25/05/2017 Thursday	26/05/2017 Friday
1	29.2	-	-	25.5	-	25.5	-
2	-	33.0	-	25.5	-	25.5	-
3	-	33.0	-	-	-	-	-
4	25.5	-	-	29.2	-	25.5	-
5	-	-	-	-	-	-	-
6	25.5	34.2	-	27.4	27.0	31.3	29.2
7	31.0	25.1	29.5	31.1	29.4	23.9	28.6
8	32.0	29.5	25.5	27.0	28.8	28.2	32.2
9	24.3	27.0	27.8	26.9	29.3	28.5	28.9
10	28.7	25.5	34.2	27.9	27.7	30.3	28.8
11	30.5	36.8	28.6	31.3	32.1	26.9	29.3
12	30.5	29.2	25.8	32.3	29.7	28.0	31.4
13	26.3	29.0	33.6	28.0	31.6	28.7	32.3
14	30.2	31.3	27.3	27.2	26.7	31.1	29.3
15	29.4	27.5	26.6	26.3	31.2	28.7	28.8
16	24.9	30.3	28.3	29.5	29.0	32.1	26.7
17	32.6	24.1	29.2	28.2	30.7	26.9	26.6
18	29.3	29.8	34.4	29.6	27.2	33.0	34.2
19	29.1	31.0	33.2	30.4	33.6	29.9	34.1
20	35.1	29.1	30.5	29.5	28.9	29.7	33.0
21	29.6	33.0	28.8	29.2	29.1	27.7	27.2
22	30.9	33.0	38.0	33.4	28.0	28.5	34.0
23	34.7	29.2	29.2	38.0	37.0	29.2	28.0
24	32.6	-	39.2	38.0	25.5	25.5	25.5

10-12	30.5	33.0	27.2	31.8	31.3	27.3	30.3
14-16	27.7	29.0	27.4	28.2	29.8	30.4	27.3
0-24	29.5	29.7	29.6	29.1	29.7	28.9	29.8

7 Day Ave	29.5
-----------	------

85th Percentile

Hr Ending	20/05/2017 Saturday	21/05/2017 Sunday	22/05/2017 Monday	23/05/2017 Tuesday	24/05/2017 Wednesday	25/05/2017 Thursday	26/05/2017 Friday
1	33.0	-	-	26.2	-	25.7	-
2	-	33.3	-	26.2	-	25.6	-
3	-	33.1	-	-	-	-	-
4	25.8	-	-	33.6	-	25.9	-
5	-	-	-	-	-	-	-
6	26.3	43.5	-	33.8	33.9	39.0	33.2
7	53.3	33.2	33.5	38.2	33.7	26.0	33.3
8	38.2	39.0	26.3	33.8	43.1	38.5	43.8
9	33.5	33.1	33.5	33.2	38.6	39.0	38.1
10	38.3	38.0	38.4	39.0	33.7	38.2	38.5
11	38.3	53.3	33.5	43.1	33.0	33.4	33.8
12	38.0	38.5	38.2	43.1	33.4	33.4	33.8
13	38.5	33.9	38.6	33.8	33.4	43.3	38.3
14	43.2	38.5	38.5	33.4	33.3	38.5	39.0
15	38.9	33.4	33.7	33.5	44.0	33.1	38.8
16	33.6	38.8	38.9	38.1	38.8	43.5	33.7
17	38.8	33.8	33.4	38.1	38.7	34.0	38.9
18	33.9	38.7	38.3	38.2	38.4	38.6	43.9
19	33.3	38.7	38.3	38.0	38.7	38.9	43.4
20	48.5	34.0	38.2	38.7	38.3	33.7	38.1
21	33.1	43.3	38.5	38.5	38.4	33.4	34.0
22	43.6	33.5	38.2	43.6	33.4	33.7	48.8
23	38.4	33.4	33.6	38.2	43.9	33.1	33.7
24	54.0	-	53.4	38.5	25.6	26.3	25.9

10-12	38.1	43.7	38.9	43.7	33.6	33.7	33.0
14-16	38.9	38.2	38.5	33.8	38.3	38.5	38.2
0-24	38.6	38.4	38.2	38.4	38.1	38.2	38.2

7 Day Ave	38.3
-----------	------

Faversham 4, Sandbanks Lane

Produced by Streetwise Services Ltd.

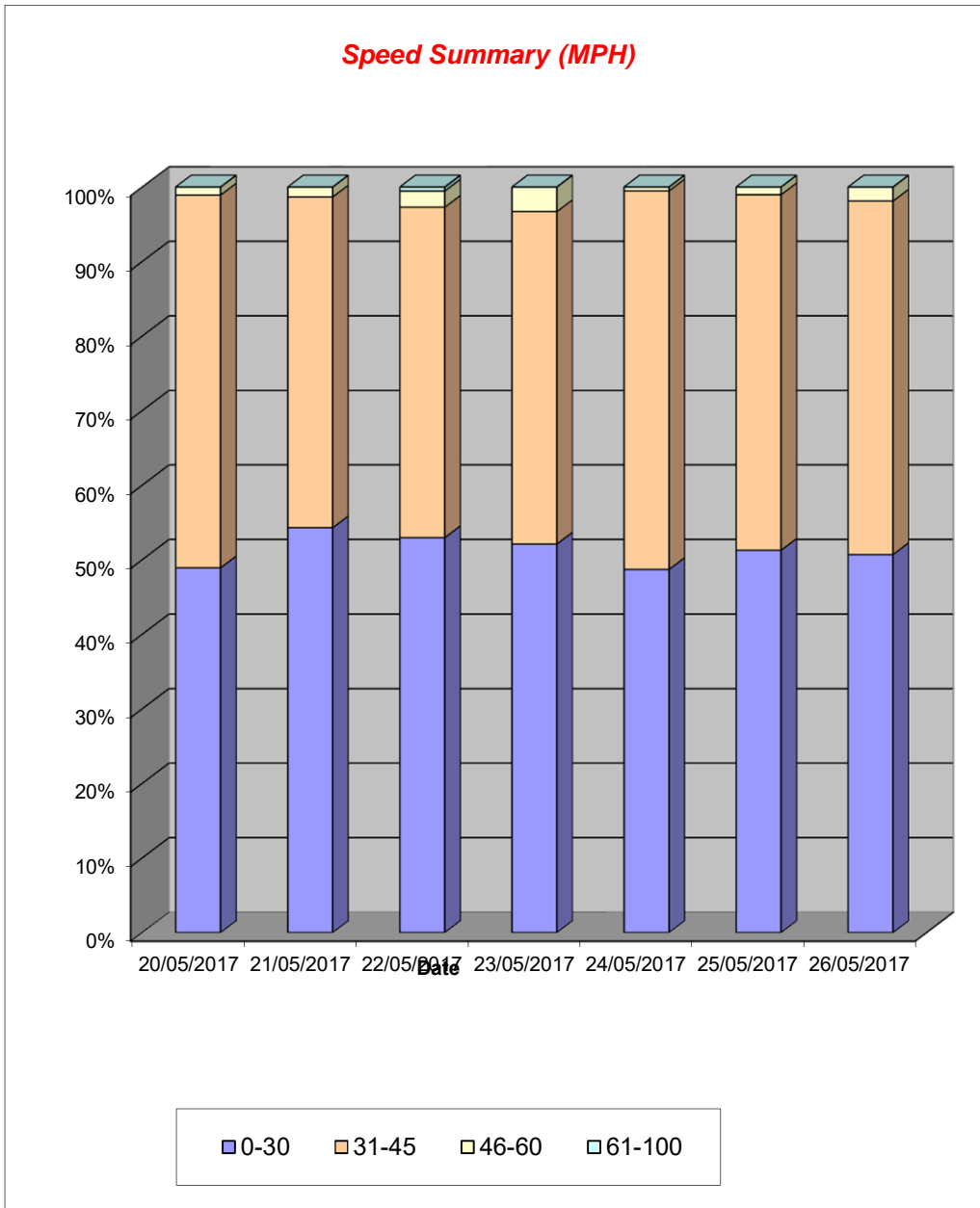


Channel 1 - Eastbound

Speed Summary

Week 1

Speed (MPH)	20/05/2017 Saturday	21/05/2017 Sunday	22/05/2017 Monday	23/05/2017 Tuesday	24/05/2017 Wednesday	25/05/2017 Thursday	26/05/2017 Friday
0-30	91	82	98	111	94	100	108
31-45	93	67	82	95	98	93	101
46-60	2	2	4	7	1	2	4
61-100	0	0	1	0	0	0	0
TOTAL	186	151	185	213	193	195	213



Faversham 4, Sandbanks Lane

Produced by Streetwise Services Ltd.

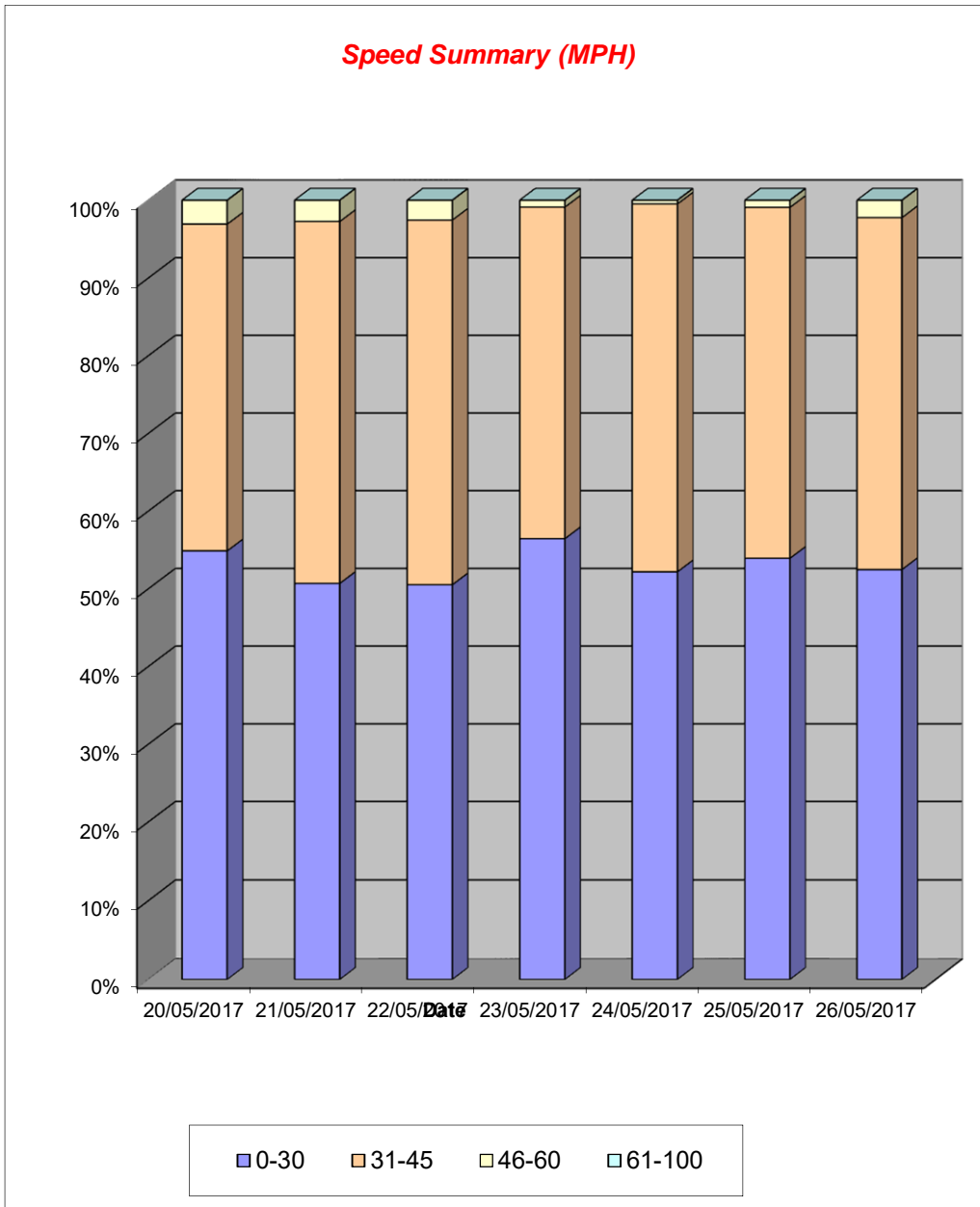


Channel 2 - Westbound

Speed Summary

Week 1

Speed (MPH)	20/05/2017 Saturday	21/05/2017 Sunday	22/05/2017 Monday	23/05/2017 Tuesday	24/05/2017 Wednesday	25/05/2017 Thursday	26/05/2017 Friday
0-30	107	74	99	127	108	117	117
31-45	82	68	92	96	98	98	101
46-60	6	4	5	2	1	2	5
61-100	0	0	0	0	0	0	0
TOTAL	195	146	196	225	207	217	223



Faversham 4, Sandbanks Lane

Produced by Streetwise Services Ltd.



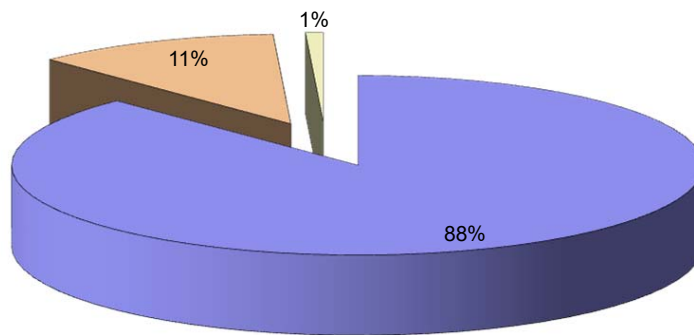
Channel 1 - Eastbound

Vehicle Class

Week 1

Classes Day / Time	Car / LGV / Caravan - 1	OGV1 / Bus - 2,3,5,6,7,12	OGV2 - 4,8,9,10,11,13	TOTAL - 1-13
20/05/2017				
7-19	145	8	2	155
6-22	164	12	2	178
6-24	169	12	2	183
0-24	170	14	2	186
21/05/2017				
7-19	110	6	5	121
6-22	128	6	5	139
6-24	131	6	5	142
0-24	140	6	5	151
22/05/2017				
7-19	146	14	1	161
6-22	163	17	1	181
6-24	166	17	1	184
0-24	167	17	1	185
23/05/2017				
7-19	149	18	0	167
6-22	184	21	0	205
6-24	187	21	0	208
0-24	191	22	0	213
24/05/2017				
7-19	132	28	1	161
6-22	154	34	1	189
6-24	155	34	1	190
0-24	158	34	1	193
25/05/2017				
7-19	133	26	0	159
6-22	160	29	0	189
6-24	160	29	0	189
0-24	165	30	0	195
26/05/2017				
7-19	152	23	1	176
6-22	174	29	2	205
6-24	176	30	2	208
0-24	181	30	2	213
Average				
7-19	138	18	1	157
6-22	161	21	2	184
6-24	163	21	2	186
0-24	167	22	2	191

Total Vehicle Class Distribution



Faversham 4, Sandbanks Lane

Produced by Streetwise Services Ltd.



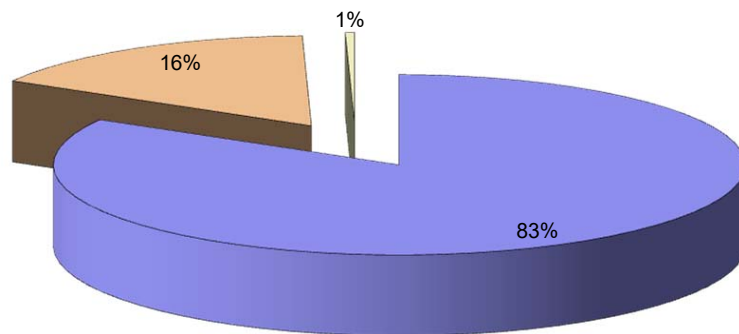
Channel 2 - Westbound

Vehicle Class

Week 1

Classes Day / Time	Car / LGV / Caravan - 1	OGV1 / Bus - 2,3,5,6,7,12	OGV2 - 4,8,9,10,11,13	TOTAL - 1-13
20/05/2017				
7-19	136	19	1	156
6-22	158	23	1	182
6-24	166	24	1	191
0-24	168	26	1	195
21/05/2017				
7-19	107	10	1	118
6-22	127	11	1	139
6-24	129	11	1	141
0-24	134	11	1	146
22/05/2017				
7-19	144	22	0	166
6-22	167	25	0	192
6-24	171	25	0	196
0-24	171	25	0	196
23/05/2017				
7-19	139	34	0	173
6-22	176	37	0	213
6-24	180	37	0	217
0-24	187	38	0	225
24/05/2017				
7-19	128	34	2	164
6-22	152	42	2	196
6-24	158	42	2	202
0-24	162	43	2	207
25/05/2017				
7-19	130	36	0	166
6-22	163	41	1	205
6-24	166	41	1	208
0-24	173	43	1	217
26/05/2017				
7-19	137	36	1	174
6-22	173	43	1	217
6-24	177	43	1	221
0-24	179	43	1	223
Average				
7-19	132	27	1	160
6-22	159	32	1	192
6-24	164	32	1	197
0-24	168	33	1	201

Total Vehicle Class Distribution



CT

	5 days	two way		
Average				
0-24	347	65	2	413

Faversham 4, Sandbanks Lane

Produced by Streetwise Services Ltd.



Channel 1 - Eastbound

	20/05/2017 Saturday	21/05/2017 Sunday	22/05/2017 Monday	23/05/2017 Tuesday	24/05/2017 Wednesday	25/05/2017 Thursday	26/05/2017 Friday	5-DAY MEAN	7-DAY MEAN
Vehicle Flow	142	115	126	149	137	140	148	140	137
Mean Speed	31.0	30.3	31.0	30.1	29.0	30.1	29.2	29.9	30.1
85%ile Speed	39.0	36.8	39.5	37.7	34.2	35.9	36.6	36.8	37.1
No. Vehicles > 60 MPH Limit	0	0	1	0	0	0	0	0	0
% Vehicles > 60 MPH Limit	0.0	0.0	0.8	0.0	0.0	0.0	0.0	0.2	0.1
No. Vehicles > 75 MPH	0	0	0	0	0	0	0	0	0
% Vehicles > 75 MPH	0.0	0.0	0.0	0.0	0.0	0.0	0.0	0.0	0.0

Channel 2 - Westbound

	20/05/2017 Saturday	21/05/2017 Sunday	22/05/2017 Monday	23/05/2017 Tuesday	24/05/2017 Wednesday	25/05/2017 Thursday	26/05/2017 Friday	5-DAY MEAN	7-DAY MEAN
Vehicle Flow	147	110	142	165	145	160	170	156	148
Mean Speed	29.6	30.6	30.9	30.0	29.8	28.2	29.7	29.7	29.8
85%ile Speed	38.7	37.5	38.1	36.5	35.7	33.6	36.4	36.1	36.7
No. Vehicles > 60 MPH Limit	0	0	0	0	0	0	0	0	0
% Vehicles > 60 MPH Limit	0.0	0.0	0.0	0.0	0.0	0.0	0.0	0.0	0.0
No. Vehicles > 75 MPH	0	0	0	0	0	0	0	0	0
% Vehicles > 75 MPH	0.0	0.0	0.0	0.0	0.0	0.0	0.0	0.0	0.0

Channels 1+2 - Eastbound & Westbound

	20/05/2017 Saturday	21/05/2017 Sunday	22/05/2017 Monday	23/05/2017 Tuesday	24/05/2017 Wednesday	25/05/2017 Thursday	26/05/2017 Friday	5-DAY MEAN	7-DAY MEAN
Vehicle Flow	289	225	268	314	282	300	318	296	285
Mean Speed	30.3	30.5	31.0	30.0	29.4	29.2	29.5	29.8	30.0
85%ile Speed	38.9	37.2	38.8	37.1	35.0	34.8	36.5	36.4	36.9
No. Vehicles > 60 MPH Limit	0	0	1	0	0	0	0	0	0
% Vehicles > 60 MPH Limit	0.0	0.0	0.4	0.0	0.0	0.0	0.0	0.1	0.1
No. Vehicles > 75 MPH	0	0	0	0	0	0	0	0	0
% Vehicles > 75 MPH	0.0	0.0	0.0	0.0	0.0	0.0	0.0	0.0	0.0

Note: All figures are based on data from the hours 0000-0700, 0900-1600 & 1800-2400.

Faversham 5, Monkshikk Road

Produced by Streetwise Services Ltd.



Channel 1 - Eastbound

22/05/2017	Vehicle Classes													TOTAL
Hr Ending	1	2	3	4	5	6	7	8	9	10	11	12	13	
1	0	0	0	0	0	0	0	0	0	0	0	0	0	0
2	0	0	0	0	0	0	0	0	0	0	0	0	0	0
3	0	0	0	0	0	0	0	0	0	0	0	0	0	0
4	0	0	0	0	0	0	0	0	0	0	0	0	0	0
5	0	0	0	0	0	0	0	0	0	0	0	0	0	0
6	0	0	0	0	0	0	0	0	0	0	0	0	0	0
7	2	0	0	0	0	0	0	0	0	0	0	0	0	2
8	8	1	0	0	0	0	0	0	0	0	0	0	0	9
9	13	0	0	0	0	0	0	0	0	0	0	0	0	13
10	10	1	1	0	0	0	0	0	0	0	0	0	0	12
11	17	1	1	0	0	0	0	0	0	0	0	0	0	19
12	10	2	0	0	0	0	0	0	0	0	0	1	0	13
13	12	2	0	0	0	0	0	0	0	0	0	0	0	14
14	11	2	0	0	0	0	0	0	0	0	0	0	0	13
15	5	2	0	0	0	0	0	0	0	0	0	0	0	7
16	13	1	0	0	1	0	0	0	0	0	0	0	0	15
17	13	1	0	0	0	0	0	0	0	0	0	0	0	14
18	9	0	0	0	0	0	0	0	0	0	0	0	0	9
19	8	0	0	0	0	0	0	0	0	0	0	0	0	8
20	3	0	0	0	0	0	0	0	0	0	0	0	0	3
21	5	1	0	0	0	0	0	0	0	0	0	0	0	6
22	4	0	0	0	0	0	0	0	0	0	0	0	0	4
23	1	0	0	0	0	0	0	0	0	0	0	0	0	1
24	2	0	0	0	0	0	0	0	0	0	0	0	0	2
7-19	129	13	2	0	1	0	0	0	0	0	0	1	0	146
6-22	143	14	2	0	1	0	0	0	0	0	0	1	0	161
6-24	146	14	2	0	1	0	0	0	0	0	0	1	0	164
0-24	146	14	2	0	1	0	0	0	0	0	0	1	0	164

Channel 2 - Westbound

22/05/2017	Vehicle Classes													TOTAL
Hr Ending	1	2	3	4	5	6	7	8	9	10	11	12	13	
1	2	0	0	0	0	0	0	0	0	0	0	0	0	2
2	0	0	0	0	0	0	0	0	0	0	0	0	0	0
3	0	0	0	0	0	0	0	0	0	0	0	0	0	0
4	0	0	0	0	0	0	0	0	0	0	0	0	0	0
5	1	0	0	0	0	0	0	0	0	0	0	0	0	1
6	1	0	0	0	0	0	0	0	0	0	0	0	0	1
7	1	0	0	0	0	0	0	0	0	0	0	0	0	1
8	7	0	0	0	0	0	0	0	0	0	0	0	0	7
9	15	0	1	0	0	0	0	0	0	0	0	0	0	16
10	10	2	1	0	0	0	1	0	0	0	0	0	0	14
11	11	1	0	0	0	0	0	0	0	0	0	0	0	12
12	13	2	0	0	0	0	0	0	0	0	0	1	0	16
13	16	0	0	0	0	0	0	0	0	0	0	0	0	16
14	9	3	0	0	0	0	0	0	0	0	0	0	0	12
15	11	4	0	0	0	0	0	0	0	0	0	1	0	16
16	20	1	0	0	1	0	0	0	0	0	0	0	0	22
17	14	1	0	0	0	0	0	0	0	0	0	0	0	15
18	14	6	0	0	0	0	0	0	0	0	0	0	0	20
19	9	2	0	0	0	0	0	0	0	0	0	0	0	11
20	5	0	0	0	0	0	0	0	0	0	0	0	0	5
21	3	1	0	0	0	0	0	0	0	0	0	0	0	4
22	4	1	0	0	0	0	0	0	0	0	0	0	0	5
23	1	0	0	0	0	0	0	0	0	0	0	0	0	1
24	0	0	0	0	0	0	0	0	0	0	0	0	0	0
7-19	149	22	2	0	1	0	1	0	0	0	0	2	0	177
6-22	162	24	2	0	1	0	1	0	0	0	0	2	0	192
6-24	163	24	2	0	1	0	1	0	0	0	0	2	0	193
0-24	167	24	2	0	1	0	1	0	0	0	0	2	0	197

Faversham 5, Monkshikk Road

Produced by Streetwise Services Ltd.



Channel 1 - Eastbound

23/05/2017	Vehicle Classes													TOTAL
Hr Ending	1	2	3	4	5	6	7	8	9	10	11	12	13	
1	0	0	0	0	0	0	0	0	0	0	0	0	0	0
2	0	0	0	0	0	0	0	0	0	0	0	0	0	0
3	0	0	0	0	0	0	0	0	0	0	0	0	0	0
4	0	1	0	0	0	0	0	0	0	0	0	0	0	1
5	0	0	0	0	0	0	0	0	0	0	0	0	0	0
6	0	0	0	0	0	0	0	0	0	0	0	0	0	0
7	4	1	0	0	0	0	0	0	0	0	0	0	0	5
8	9	2	0	0	0	0	0	0	0	0	0	0	0	11
9	20	3	0	0	0	0	0	0	0	0	0	0	0	23
10	11	3	1	0	0	0	0	0	0	0	0	1	0	16
11	13	2	1	0	0	0	0	0	0	0	0	0	0	16
12	7	0	0	0	1	0	0	0	0	0	0	0	0	8
13	11	2	0	0	0	0	0	0	0	0	0	0	0	13
14	11	1	0	0	0	0	0	0	0	0	0	0	0	12
15	5	3	0	0	0	0	0	0	0	0	0	0	0	8
16	12	0	0	0	0	0	0	0	0	0	0	0	0	12
17	9	2	0	0	1	0	0	0	0	0	0	0	0	12
18	12	0	0	0	0	0	0	0	0	0	0	0	0	12
19	4	2	0	0	0	0	0	0	0	0	0	0	0	6
20	9	1	0	0	0	0	0	0	0	0	0	0	0	10
21	3	0	0	0	0	0	0	0	0	0	0	0	0	3
22	3	1	0	0	0	0	0	0	0	0	0	0	0	4
23	1	0	0	0	0	0	0	0	0	0	0	0	0	1
24	0	0	0	0	0	0	0	0	0	0	0	0	0	0
7-19	124	20	2	0	2	0	0	0	0	0	0	1	0	149
6-22	143	23	2	0	2	0	0	0	0	0	0	1	0	171
6-24	144	23	2	0	2	0	0	0	0	0	0	1	0	172
0-24	144	24	2	0	2	0	0	0	0	0	0	1	0	173

Channel 2 - Westbound

23/05/2017	Vehicle Classes													TOTAL
Hr Ending	1	2	3	4	5	6	7	8	9	10	11	12	13	
1	1	0	0	0	0	0	0	0	0	0	0	0	0	1
2	2	0	0	0	0	0	0	0	0	0	0	0	0	2
3	0	0	0	0	0	0	0	0	0	0	0	0	0	0
4	0	1	0	0	0	0	0	0	0	0	0	0	0	1
5	0	0	0	0	0	0	0	0	0	0	0	0	0	0
6	1	0	0	0	0	0	0	0	0	0	0	0	0	1
7	1	2	0	0	0	0	0	0	0	0	0	0	0	3
8	5	1	0	0	0	0	0	0	0	0	0	0	0	6
9	12	5	0	0	0	0	0	0	0	0	0	0	0	17
10	17	2	0	0	0	0	0	0	0	0	0	0	0	19
11	12	0	0	0	1	0	0	0	0	0	0	1	0	14
12	12	2	0	1	0	0	0	0	0	0	0	0	0	15
13	6	0	0	0	0	0	0	0	0	0	0	1	0	7
14	9	2	1	0	0	0	0	0	0	0	0	0	0	12
15	11	3	0	0	0	0	0	0	0	0	0	0	0	14
16	18	1	0	0	0	0	0	0	0	0	0	0	0	19
17	16	4	0	0	0	0	0	0	0	0	0	0	0	20
18	18	3	0	0	0	0	0	0	0	0	0	0	0	21
19	11	0	0	0	0	0	1	0	0	0	0	0	0	12
20	7	1	0	0	0	0	0	0	0	0	0	0	0	8
21	1	0	0	0	0	0	0	0	0	0	0	0	0	1
22	0	1	0	0	0	0	0	0	0	0	0	0	0	1
23	1	0	0	0	0	0	0	0	0	0	0	0	0	1
24	1	0	0	0	0	0	0	0	0	0	0	0	0	1
7-19	147	23	1	1	1	0	1	0	0	0	0	2	0	176
6-22	156	27	1	1	1	0	1	0	0	0	0	2	0	189
6-24	158	27	1	1	1	0	1	0	0	0	0	2	0	191
0-24	162	28	1	1	1	0	1	0	0	0	0	2	0	196

Faversham 5, Monkshikk Road

Produced by Streetwise Services Ltd.



Channel 1 - Eastbound

24/05/2017	Vehicle Classes													TOTAL
Hr Ending	1	2	3	4	5	6	7	8	9	10	11	12	13	
1	0	0	0	0	0	0	0	0	0	0	0	0	0	0
2	0	0	0	0	0	0	0	0	0	0	0	0	0	0
3	0	1	0	0	0	0	0	0	0	0	0	0	0	1
4	0	0	0	0	0	0	0	0	0	0	0	0	0	0
5	0	0	0	0	0	0	0	0	0	0	0	0	0	0
6	0	0	0	0	0	0	0	0	0	0	0	0	0	0
7	3	0	0	0	0	0	0	0	0	0	0	0	0	3
8	5	1	0	0	0	0	0	0	0	0	0	0	0	6
9	19	1	0	0	0	0	0	0	0	0	0	0	0	20
10	9	3	0	0	0	0	0	0	0	0	0	0	0	12
11	7	0	0	0	1	0	0	0	0	0	0	1	0	9
12	5	1	0	1	0	0	0	0	0	0	0	0	0	7
13	8	0	0	0	0	0	0	0	0	0	0	0	0	8
14	14	3	0	0	0	0	0	0	0	0	0	0	0	17
15	3	0	0	0	0	0	0	0	0	0	0	0	0	3
16	17	2	0	0	1	0	0	0	0	0	0	0	0	20
17	12	0	0	0	0	0	0	0	0	0	0	1	0	13
18	6	1	0	0	1	0	0	0	0	0	0	0	0	8
19	7	0	0	0	0	0	0	0	0	0	0	0	0	7
20	5	0	0	0	0	0	0	0	0	0	0	0	0	5
21	4	1	0	0	0	0	0	0	0	0	0	0	0	5
22	1	0	0	0	0	0	0	0	0	0	0	0	0	1
23	2	0	0	0	0	0	0	0	0	0	0	0	0	2
24	1	0	0	0	0	0	0	0	0	0	0	0	0	1
7-19	112	12	0	1	3	0	0	0	0	0	0	2	0	130
6-22	125	13	0	1	3	0	0	0	0	0	0	2	0	144
6-24	128	13	0	1	3	0	0	0	0	0	0	2	0	147
0-24	128	14	0	1	3	0	0	0	0	0	0	2	0	148

Channel 2 - Westbound

24/05/2017	Vehicle Classes													TOTAL
Hr Ending	1	2	3	4	5	6	7	8	9	10	11	12	13	
1	0	0	0	0	0	0	0	0	0	0	0	0	0	0
2	0	0	0	0	0	0	0	0	0	0	0	0	0	0
3	0	0	0	0	0	0	0	0	0	0	0	0	0	0
4	0	0	0	0	0	0	0	0	0	0	0	0	0	0
5	0	0	0	0	0	0	0	0	0	0	0	0	0	0
6	3	0	0	0	0	0	0	0	0	0	0	0	0	3
7	0	2	0	0	0	0	0	0	0	0	0	0	0	2
8	5	2	0	0	1	0	0	0	0	0	0	0	0	8
9	11	0	0	0	1	0	0	0	0	0	0	0	0	12
10	11	2	0	0	0	0	0	0	0	0	0	2	0	15
11	11	3	0	0	0	0	0	0	0	0	0	0	0	14
12	7	4	0	0	1	0	0	0	0	0	0	0	0	12
13	9	0	0	0	0	0	0	0	0	0	0	0	0	9
14	12	1	0	0	1	0	0	0	0	0	0	0	0	14
15	12	0	0	0	0	0	0	0	0	0	0	0	0	12
16	13	4	0	0	1	0	0	0	0	0	0	0	0	18
17	14	2	0	0	0	0	0	0	0	0	0	0	0	16
18	17	2	0	0	0	0	1	0	0	0	0	0	0	20
19	8	1	0	0	0	0	0	0	0	0	0	0	0	9
20	3	0	0	1	0	0	0	0	0	0	0	0	0	4
21	6	0	0	0	0	0	0	0	0	0	0	0	0	6
22	3	0	0	0	0	0	0	0	0	0	0	0	0	3
23	3	0	0	0	0	0	0	0	0	0	0	0	0	3
24	1	0	0	0	0	0	0	0	0	0	0	0	0	1
7-19	130	21	0	0	5	0	1	0	0	0	0	2	0	159
6-22	142	23	0	1	5	0	1	0	0	0	0	2	0	174
6-24	146	23	0	1	5	0	1	0	0	0	0	2	0	178
0-24	149	23	0	1	5	0	1	0	0	0	0	2	0	181

Faversham 5, Monkshikk Road

Produced by Streetwise Services Ltd.



Channel 1 - Eastbound

25/05/2017	Vehicle Classes													TOTAL
Hr Ending	1	2	3	4	5	6	7	8	9	10	11	12	13	
1	1	0	0	0	0	0	0	0	0	0	0	0	0	1
2	1	0	0	0	0	0	0	0	0	0	0	0	0	1
3	1	0	0	0	0	0	0	0	0	0	0	0	0	1
4	0	0	0	0	0	0	0	0	0	0	0	0	0	0
5	0	0	0	0	0	0	0	0	0	0	0	0	0	0
6	1	0	0	0	0	0	0	0	0	0	0	0	0	1
7	3	1	0	0	0	0	0	0	0	0	0	0	0	4
8	8	0	0	0	0	0	0	0	0	0	0	0	0	8
9	15	3	0	0	0	0	0	0	0	0	0	0	0	18
10	5	0	0	0	1	0	0	0	0	0	0	0	0	6
11	14	4	0	0	0	0	0	0	0	0	0	0	0	18
12	11	1	0	0	0	0	0	0	0	0	0	0	0	12
13	14	2	1	0	1	0	0	0	0	0	0	0	0	18
14	12	5	0	0	0	0	0	0	0	0	0	0	0	17
15	9	3	0	0	1	0	0	1	0	0	0	0	0	14
16	4	8	0	0	0	0	0	0	0	0	0	2	0	14
17	4	8	0	0	1	0	0	0	0	0	0	0	0	13
18	8	1	0	0	0	0	0	0	0	0	0	0	0	9
19	4	0	0	0	0	0	0	0	0	0	0	0	0	4
20	9	0	0	0	0	0	0	0	0	0	0	2	0	11
21	7	1	0	0	0	0	0	0	0	0	0	1	0	9
22	0	1	0	0	0	0	0	0	0	0	0	0	0	1
23	3	2	0	1	0	0	0	0	0	0	0	0	0	6
24	2	0	0	0	0	0	0	0	0	0	0	0	0	2
7-19	108	35	1	0	4	0	0	1	0	0	0	2	0	151
6-22	127	38	1	0	4	0	0	1	0	0	0	5	0	176
6-24	132	40	1	1	4	0	0	1	0	0	0	5	0	184
0-24	136	40	1	1	4	0	0	1	0	0	0	5	0	188

Channel 2 - Westbound

25/05/2017	Vehicle Classes													TOTAL
Hr Ending	1	2	3	4	5	6	7	8	9	10	11	12	13	
1	1	0	0	0	0	0	0	0	0	0	0	0	0	1
2	0	0	0	0	0	0	0	0	0	0	0	0	0	0
3	0	0	0	0	0	0	0	0	0	0	0	0	0	0
4	1	0	0	0	0	0	0	0	0	0	0	0	0	1
5	1	0	0	0	0	0	0	0	0	0	0	0	0	1
6	1	0	0	0	0	0	0	0	0	0	0	0	0	1
7	3	1	0	0	0	0	0	0	0	0	0	0	0	4
8	6	0	0	0	1	0	0	0	0	0	0	0	0	7
9	11	2	0	0	0	0	0	0	0	0	0	0	0	13
10	12	4	0	0	0	0	0	0	0	0	0	0	0	16
11	8	2	0	0	0	0	0	0	0	0	0	0	0	10
12	10	1	0	0	0	0	0	0	0	0	0	0	0	11
13	15	1	0	0	2	0	0	0	0	0	0	0	0	18
14	10	4	0	2	0	0	0	0	0	0	0	0	0	16
15	10	3	0	0	0	0	0	0	0	0	0	0	0	13
16	13	13	0	0	1	0	0	0	0	0	0	0	0	27
17	5	8	0	0	0	0	0	0	0	0	0	0	0	13
18	17	13	0	0	0	0	0	0	0	0	0	0	0	30
19	8	23	0	0	0	0	0	0	0	0	4	0	0	35
20	15	4	0	0	0	0	0	0	0	0	0	0	0	19
21	6	2	0	0	0	0	0	0	0	0	0	0	0	8
22	2	4	0	0	0	0	0	0	0	0	0	0	0	6
23	3	3	0	0	0	0	0	0	0	0	0	0	0	6
24	3	0	0	0	0	0	0	0	0	0	0	0	0	3
7-19	125	74	0	2	4	0	0	0	0	0	0	4	0	209
6-22	151	85	0	2	4	0	0	0	0	0	0	4	0	246
6-24	157	88	0	2	4	0	0	0	0	0	0	4	0	255
0-24	161	88	0	2	4	0	0	0	0	0	0	4	0	259

Faversham 5, Monkshikk Road

Produced by Streetwise Services Ltd.



Channel 1 - Eastbound

26/05/2017	Vehicle Classes													TOTAL
Hr Ending	1	2	3	4	5	6	7	8	9	10	11	12	13	
1	2	1	0	0	0	0	0	0	0	0	0	0	0	3
2	4	0	0	0	0	0	0	0	0	0	0	0	0	4
3	1	0	0	0	0	0	0	0	0	0	0	0	0	1
4	0	0	0	0	0	0	0	0	0	0	0	0	0	0
5	0	0	0	0	0	0	0	0	0	0	0	0	0	0
6	2	0	0	0	0	0	0	0	0	0	0	0	0	2
7	5	0	0	0	0	0	0	0	0	0	0	2	0	7
8	10	0	0	0	0	0	0	0	0	0	0	1	0	11
9	9	2	0	0	1	0	0	0	0	0	0	4	0	16
10	0	0	0	0	0	0	0	0	0	0	0	0	0	0
11	1	0	0	0	0	0	0	0	0	0	0	0	0	1
12	7	6	0	0	2	0	0	0	0	0	0	0	0	15
13	11	2	0	0	0	0	0	0	0	0	0	1	0	14
14	3	8	0	0	0	0	0	0	0	0	0	0	0	11
15	5	6	0	0	0	0	0	0	0	0	0	2	0	13
16	12	0	0	0	0	0	0	0	0	0	0	6	0	18
17	12	0	0	0	0	0	0	0	0	0	0	10	0	22
18	8	2	1	1	0	0	0	0	0	0	0	3	0	15
19	10	1	0	0	0	0	0	0	0	0	0	3	0	14
20	5	0	0	0	0	0	0	0	0	0	0	1	0	6
21	3	0	0	0	0	0	0	0	0	0	0	0	0	3
22	1	0	0	0	0	0	0	0	0	0	0	0	0	1
23	3	0	0	0	0	0	0	0	0	0	0	0	0	3
24	3	1	0	0	0	0	0	0	0	0	0	0	0	4
7-19	88	27	1	1	3	0	0	0	0	0	0	30	0	150
6-22	102	27	1	1	3	0	0	0	0	0	0	33	0	167
6-24	108	28	1	1	3	0	0	0	0	0	0	33	0	174
0-24	117	29	1	1	3	0	0	0	0	0	0	33	0	184

Channel 2 - Westbound

26/05/2017	Vehicle Classes													TOTAL
Hr Ending	1	2	3	4	5	6	7	8	9	10	11	12	13	
1	2	0	0	0	0	0	0	0	0	0	0	0	0	2
2	6	0	0	0	0	0	0	0	0	0	0	0	0	6
3	1	0	0	0	0	0	0	0	0	0	0	0	0	1
4	0	0	0	0	0	0	0	0	0	0	0	0	0	0
5	1	0	0	0	0	0	0	0	0	0	0	0	0	1
6	3	0	0	0	0	0	0	0	0	0	0	0	0	3
7	3	0	0	0	0	0	0	0	0	0	0	0	0	3
8	11	0	0	0	0	0	0	0	0	0	0	1	0	12
9	14	1	0	0	0	0	0	0	0	0	0	1	0	16
10	7	1	0	0	0	0	0	0	0	0	0	0	0	8
11	6	1	0	0	0	0	0	0	0	0	0	0	0	7
12	8	5	0	0	1	0	0	0	0	0	0	0	0	14
13	8	1	0	0	0	0	0	0	0	0	0	0	0	9
14	10	11	0	0	0	0	0	0	0	0	0	0	0	21
15	6	16	0	0	0	0	0	0	0	0	0	0	0	22
16	17	9	0	0	0	0	0	0	0	0	0	3	0	29
17	15	4	0	1	0	0	0	0	0	0	0	3	0	23
18	19	6	0	0	1	0	0	0	0	0	0	4	0	30
19	10	1	0	0	0	0	0	0	0	0	0	0	0	11
20	9	3	0	0	0	0	0	0	0	0	0	1	0	13
21	2	1	0	0	0	0	0	0	0	0	0	1	0	4
22	1	0	0	0	0	0	0	0	0	0	0	2	0	3
23	1	1	0	0	0	0	0	0	0	0	0	1	0	3
24	3	0	0	0	0	0	0	0	0	0	0	0	0	3
7-19	131	56	0	1	2	0	0	0	0	0	0	12	0	202
6-22	146	60	0	1	2	0	0	0	0	0	0	16	0	225
6-24	150	61	0	1	2	0	0	0	0	0	0	17	0	231
0-24	163	61	0	1	2	0	0	0	0	0	0	17	0	244

Faversham 5, Monkshikk Road

Produced by Streetwise Services Ltd.



Channel 1 - Eastbound

23/05/2017	Vehicle Speeds (MPH)												TOTAL
Hr Ending	0-10	11-20	21-30	31-35	36-40	41-45	46-50	51-55	56-60	61-65	66-70	71-100	
1	0	0	0	0	0	0	0	0	0	0	0	0	0
2	0	0	0	0	0	0	0	0	0	0	0	0	0
3	0	0	0	0	0	0	0	0	0	0	0	0	0
4	0	0	1	0	0	0	0	0	0	0	0	0	1
5	0	0	0	0	0	0	0	0	0	0	0	0	0
6	0	0	0	0	0	0	0	0	0	0	0	0	0
7	0	0	3	2	0	0	0	0	0	0	0	0	5
8	0	1	9	1	0	0	0	0	0	0	0	0	11
9	0	0	19	3	1	0	0	0	0	0	0	0	23
10	0	2	13	1	0	0	0	0	0	0	0	0	16
11	0	4	10	2	0	0	0	0	0	0	0	0	16
12	0	2	5	1	0	0	0	0	0	0	0	0	8
13	0	1	10	0	2	0	0	0	0	0	0	0	13
14	0	2	10	0	0	0	0	0	0	0	0	0	12
15	0	0	7	1	0	0	0	0	0	0	0	0	8
16	0	2	6	4	0	0	0	0	0	0	0	0	12
17	0	1	7	4	0	0	0	0	0	0	0	0	12
18	0	1	8	2	1	0	0	0	0	0	0	0	12
19	0	1	3	1	1	0	0	0	0	0	0	0	6
20	0	0	8	2	0	0	0	0	0	0	0	0	10
21	0	0	3	0	0	0	0	0	0	0	0	0	3
22	0	0	3	1	0	0	0	0	0	0	0	0	4
23	0	0	1	0	0	0	0	0	0	0	0	0	1
24	0	0	0	0	0	0	0	0	0	0	0	0	0
7-19	0	17	107	20	5	0	0	0	0	0	0	0	149
6-22	0	17	124	25	5	0	0	0	0	0	0	0	171
6-24	0	17	125	25	5	0	0	0	0	0	0	0	172
0-24	0	17	126	25	5	0	0	0	0	0	0	0	173

Channel 2 - Westbound

23/05/2017	Vehicle Speeds (MPH)												TOTAL
Hr Ending	0-10	11-20	21-30	31-35	36-40	41-45	46-50	51-55	56-60	61-65	66-70	71-100	
1	0	0	1	0	0	0	0	0	0	0	0	0	1
2	0	0	1	1	0	0	0	0	0	0	0	0	2
3	0	0	0	0	0	0	0	0	0	0	0	0	0
4	0	0	1	0	0	0	0	0	0	0	0	0	1
5	0	0	0	0	0	0	0	0	0	0	0	0	0
6	0	0	1	0	0	0	0	0	0	0	0	0	1
7	0	0	3	0	0	0	0	0	0	0	0	0	3
8	0	0	5	1	0	0	0	0	0	0	0	0	6
9	0	1	12	4	0	0	0	0	0	0	0	0	17
10	0	2	15	2	0	0	0	0	0	0	0	0	19
11	0	2	10	2	0	0	0	0	0	0	0	0	14
12	2	5	7	1	0	0	0	0	0	0	0	0	15
13	0	1	5	1	0	0	0	0	0	0	0	0	7
14	0	3	8	1	0	0	0	0	0	0	0	0	12
15	0	1	10	2	1	0	0	0	0	0	0	0	14
16	1	2	13	3	0	0	0	0	0	0	0	0	19
17	0	2	12	4	2	0	0	0	0	0	0	0	20
18	0	4	16	1	0	0	0	0	0	0	0	0	21
19	0	1	8	3	0	0	0	0	0	0	0	0	12
20	1	0	6	1	0	0	0	0	0	0	0	0	8
21	0	0	1	0	0	0	0	0	0	0	0	0	1
22	0	0	1	0	0	0	0	0	0	0	0	0	1
23	0	0	0	0	0	1	0	0	0	0	0	0	1
24	0	0	1	0	0	0	0	0	0	0	0	0	1
7-19	3	24	121	25	3	0	0	0	0	0	0	0	176
6-22	4	24	132	26	3	0	0	0	0	0	0	0	189
6-24	4	24	133	26	3	1	0	0	0	0	0	0	191
0-24	4	24	137	27	3	1	0	0	0	0	0	0	196

Faversham 5, Monkshikk Road

Produced by Streetwise Services Ltd.



Channel 1 - Eastbound

25/05/2017	Vehicle Speeds (MPH)												TOTAL
Hr Ending	0-10	11-20	21-30	31-35	36-40	41-45	46-50	51-55	56-60	61-65	66-70	71-100	
1	0	0	0	1	0	0	0	0	0	0	0	0	1
2	0	0	1	0	0	0	0	0	0	0	0	0	1
3	0	1	0	0	0	0	0	0	0	0	0	0	1
4	0	0	0	0	0	0	0	0	0	0	0	0	0
5	0	0	0	0	0	0	0	0	0	0	0	0	0
6	0	0	1	0	0	0	0	0	0	0	0	0	1
7	0	0	3	1	0	0	0	0	0	0	0	0	4
8	0	1	2	4	1	0	0	0	0	0	0	0	8
9	0	0	16	2	0	0	0	0	0	0	0	0	18
10	0	0	6	0	0	0	0	0	0	0	0	0	6
11	1	2	11	4	0	0	0	0	0	0	0	0	18
12	0	0	9	2	1	0	0	0	0	0	0	0	12
13	0	2	13	2	1	0	0	0	0	0	0	0	18
14	0	4	7	6	0	0	0	0	0	0	0	0	17
15	0	4	9	1	0	0	0	0	0	0	0	0	14
16	0	2	4	5	2	1	0	0	0	0	0	0	14
17	0	1	3	6	1	1	1	0	0	0	0	0	13
18	0	4	5	0	0	0	0	0	0	0	0	0	9
19	1	2	1	0	0	0	0	0	0	0	0	0	4
20	0	7	0	0	0	3	0	0	0	1	0	0	11
21	0	0	0	0	2	7	0	0	0	0	0	0	9
22	0	0	0	1	0	0	0	0	0	0	0	0	1
23	0	0	0	0	0	0	1	0	1	0	3	1	6
24	0	0	0	0	0	0	0	0	0	0	2	0	2
7-19	2	22	86	32	6	2	1	0	0	0	0	0	151
6-22	2	29	89	34	8	12	1	0	0	1	0	0	176
6-24	2	29	89	34	8	12	2	0	1	1	5	1	184
0-24	2	30	91	35	8	12	2	0	1	1	5	1	188

Channel 2 - Westbound

25/05/2017	Vehicle Speeds (MPH)												TOTAL
Hr Ending	0-10	11-20	21-30	31-35	36-40	41-45	46-50	51-55	56-60	61-65	66-70	71-100	
1	0	0	1	0	0	0	0	0	0	0	0	0	1
2	0	0	0	0	0	0	0	0	0	0	0	0	0
3	0	0	0	0	0	0	0	0	0	0	0	0	0
4	0	0	0	0	1	0	0	0	0	0	0	0	1
5	0	0	0	1	0	0	0	0	0	0	0	0	1
6	0	0	1	0	0	0	0	0	0	0	0	0	1
7	0	0	4	0	0	0	0	0	0	0	0	0	4
8	0	1	3	3	0	0	0	0	0	0	0	0	7
9	0	0	11	2	0	0	0	0	0	0	0	0	13
10	0	0	13	3	0	0	0	0	0	0	0	0	16
11	1	0	5	3	1	0	0	0	0	0	0	0	10
12	0	1	8	2	0	0	0	0	0	0	0	0	11
13	0	3	14	1	0	0	0	0	0	0	0	0	18
14	0	1	12	0	3	0	0	0	0	0	0	0	16
15	0	3	7	2	1	0	0	0	0	0	0	0	13
16	0	3	12	11	0	1	0	0	0	0	0	0	27
17	0	0	7	5	1	0	0	0	0	0	0	0	13
18	1	1	7	6	10	2	1	2	0	0	0	0	30
19	1	0	3	4	9	12	2	1	1	0	0	2	35
20	0	0	0	2	13	2	2	0	0	0	0	0	19
21	0	0	0	5	3	0	0	0	0	0	0	0	8
22	0	0	0	1	1	2	1	0	1	0	0	0	6
23	0	0	0	1	2	2	1	0	0	0	0	0	6
24	0	0	0	0	0	2	1	0	0	0	0	0	3
7-19	3	13	102	42	25	15	3	3	1	0	0	2	209
6-22	3	13	106	50	42	19	6	3	2	0	0	2	246
6-24	3	13	108	51	44	23	8	3	2	0	0	2	255
0-24	3	13	108	52	45	23	8	3	2	0	0	2	259

Faversham 5, Monkshikk Road

Produced by Streetwise Services Ltd.



Channel 1 - Eastbound

26/05/2017	Vehicle Speeds (MPH)												TOTAL
Hr Ending	0-10	11-20	21-30	31-35	36-40	41-45	46-50	51-55	56-60	61-65	66-70	71-100	
1	0	0	0	0	0	0	0	0	0	0	3	0	3
2	0	0	0	0	0	0	0	0	0	0	4	0	4
3	0	0	0	0	0	0	1	0	0	0	0	0	1
4	0	0	0	0	0	0	0	0	0	0	0	0	0
5	0	0	0	0	0	0	0	0	0	0	0	0	0
6	0	0	0	0	0	0	2	0	0	0	0	0	2
7	0	0	0	0	0	0	3	2	2	0	0	0	7
8	0	0	0	1	0	7	1	1	1	0	0	0	11
9	0	0	0	2	3	1	3	2	3	0	1	1	16
10	0	0	0	0	0	0	0	0	0	0	0	0	0
11	0	0	0	1	0	0	0	0	0	0	0	0	1
12	0	2	9	2	2	0	0	0	0	0	0	0	15
13	0	1	6	5	2	0	0	0	0	0	0	0	14
14	0	1	2	3	2	3	0	0	0	0	0	0	11
15	0	0	1	5	3	3	1	0	0	0	0	0	13
16	0	0	11	1	0	3	1	1	1	0	0	0	18
17	0	0	0	0	2	0	6	7	5	2	0	0	22
18	0	0	0	0	1	0	4	2	5	2	0	1	15
19	0	0	0	0	0	1	1	1	7	2	0	2	14
20	0	0	1	0	0	0	3	0	1	0	1	0	6
21	0	1	0	0	0	2	0	0	0	0	0	0	3
22	0	0	0	0	0	0	0	1	0	0	0	0	1
23	0	0	0	0	0	0	0	3	0	0	0	0	3
24	0	0	0	0	0	0	0	3	0	0	1	0	4
7-19	0	4	29	20	15	18	17	14	22	6	1	4	150
6-22	0	5	30	20	15	20	23	17	25	6	2	4	167
6-24	0	5	30	20	15	20	23	23	25	6	3	4	174
0-24	0	5	30	20	15	20	26	23	25	6	10	4	184

Channel 2 - Westbound

26/05/2017	Vehicle Speeds (MPH)												TOTAL
Hr Ending	0-10	11-20	21-30	31-35	36-40	41-45	46-50	51-55	56-60	61-65	66-70	71-100	
1	0	0	0	0	0	2	0	0	0	0	0	0	2
2	0	0	0	0	0	6	0	0	0	0	0	0	6
3	0	0	0	0	0	1	0	0	0	0	0	0	1
4	0	0	0	0	0	0	0	0	0	0	0	0	0
5	0	0	0	1	0	0	0	0	0	0	0	0	1
6	0	0	0	0	3	0	0	0	0	0	0	0	3
7	0	0	0	0	3	0	0	0	0	0	0	0	3
8	0	0	0	1	2	0	2	3	0	0	0	4	12
9	0	0	1	0	0	10	0	1	0	3	0	1	16
10	0	0	0	0	0	0	0	1	0	7	0	0	8
11	0	0	1	0	0	0	0	0	0	1	0	5	7
12	1	1	8	3	1	0	0	0	0	0	0	0	14
13	1	1	4	1	2	0	0	0	0	0	0	0	9
14	0	1	12	5	2	1	0	0	0	0	0	0	21
15	0	1	5	6	4	3	1	2	0	0	0	0	22
16	0	1	6	5	5	8	4	0	0	0	0	0	29
17	0	0	3	8	2	2	4	2	2	0	0	0	23
18	0	0	5	5	7	2	5	0	5	0	1	0	30
19	0	0	2	2	1	0	6	0	0	0	0	0	11
20	0	0	5	6	1	1	0	0	0	0	0	0	13
21	0	0	0	2	1	0	0	0	0	1	0	0	4
22	0	0	0	0	0	1	0	2	0	0	0	0	3
23	0	0	0	0	0	0	2	0	0	1	0	0	3
24	0	0	0	0	0	0	0	0	3	0	0	0	3
7-19	2	5	47	36	26	26	22	9	7	11	1	10	202
6-22	2	5	52	44	31	28	22	11	7	12	1	10	225
6-24	2	5	52	44	31	28	24	11	10	13	1	10	231
0-24	2	5	52	45	34	37	24	11	10	13	1	10	244

Faversham 5, Monkshikk Road

Produced by Streetwise Services Ltd.

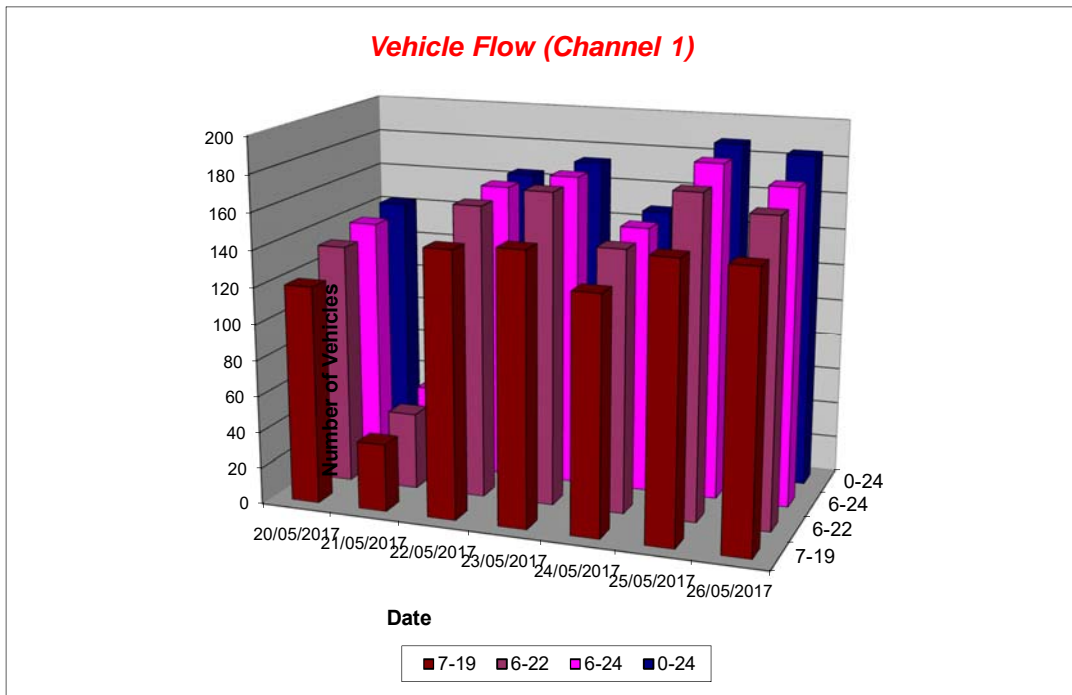


Channel 1 - Eastbound

Vehicle Flow

Week 1

Hr Ending	20/05/2017 Saturday	21/05/2017 Sunday	22/05/2017 Monday	23/05/2017 Tuesday	24/05/2017 Wednesday	25/05/2017 Thursday	26/05/2017 Friday	5 Day Ave	7 Day Ave
1	2	1	0	0	0	1	3	1	1
2	0	0	0	0	0	1	4	1	1
3	1	1	0	0	1	1	1	1	1
4	1	2	0	1	0	0	0	0	1
5	0	0	0	0	0	0	0	0	0
6	0	1	0	0	0	1	2	1	1
7	1	0	2	5	3	4	7	4	3
8	7	0	9	11	6	8	11	9	7
9	7	3	13	23	20	18	16	18	14
10	5	1	12	16	12	6	0	9	7
11	17	4	19	16	9	18	1	13	12
12	9	3	13	8	7	12	15	11	10
13	11	1	14	13	8	18	14	13	11
14	11	0	13	12	17	17	11	14	12
15	10	5	7	8	3	14	13	9	9
16	13	1	15	12	20	14	18	16	13
17	7	7	14	12	13	13	22	15	13
18	15	8	9	12	8	9	15	11	11
19	8	4	8	6	7	4	14	8	7
20	7	3	3	10	5	11	6	7	6
21	2	1	6	3	5	9	3	5	4
22	3	1	4	4	1	1	1	2	2
23	2	2	1	1	2	6	3	3	2
24	3	1	2	0	1	2	4	2	2
7-19	120	37	146	149	130	151	150	145	126
6-22	133	42	161	171	144	176	167	164	142
6-24	138	45	164	172	147	184	174	168	146
0-24	142	50	164	173	148	188	184	171	150



Faversham 5, Monkshikk Road

Produced by Streetwise Services Ltd.

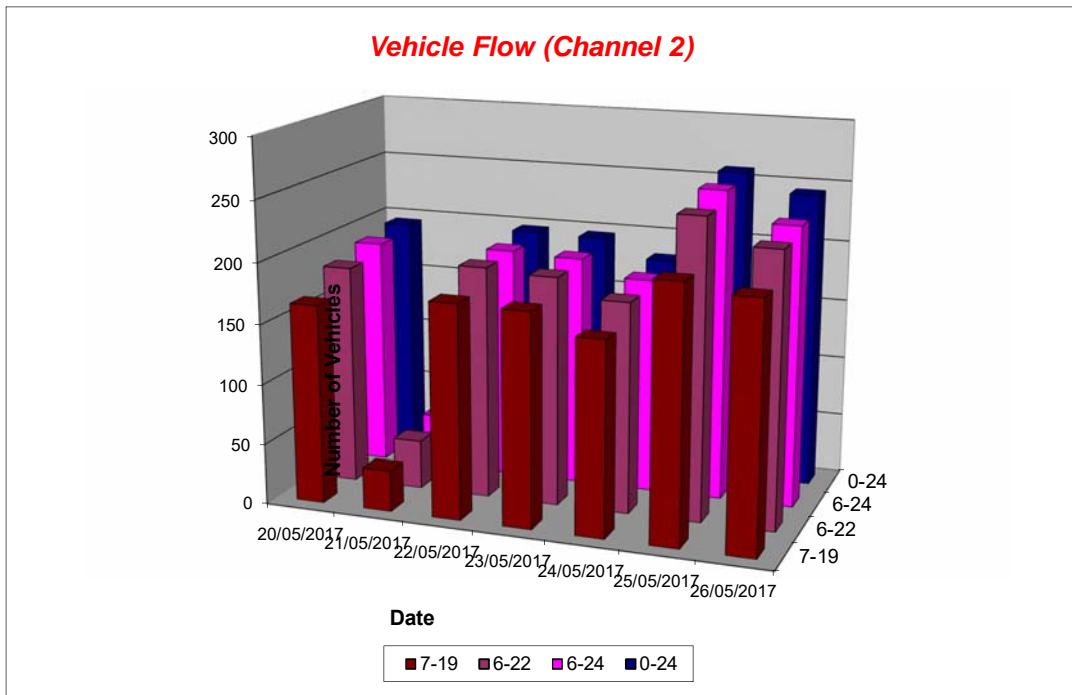


Channel 2 - Westbound

Vehicle Flow

Week 1

Hr Ending	20/05/2017 Saturday	21/05/2017 Sunday	22/05/2017 Monday	23/05/2017 Tuesday	24/05/2017 Wednesday	25/05/2017 Thursday	26/05/2017 Friday	5 Day Ave	7 Day Ave
1	2	2	2	1	0	1	2	1	1
2	0	0	0	2	0	0	6	2	1
3	0	1	0	0	0	0	1	0	0
4	2	2	0	1	0	1	0	0	1
5	0	1	1	0	0	1	1	1	1
6	1	1	1	1	3	1	3	2	2
7	2	0	1	3	2	4	3	3	2
8	7	2	7	6	8	7	12	8	7
9	10	1	16	17	12	13	16	15	12
10	11	1	14	19	15	16	8	14	12
11	16	5	12	14	14	10	7	11	11
12	20	4	16	15	12	11	14	14	13
13	17	1	16	7	9	18	9	12	11
14	14	1	12	12	14	16	21	15	13
15	22	5	16	14	12	13	22	15	15
16	16	1	22	19	18	27	29	23	19
17	12	4	15	20	16	13	23	17	15
18	12	6	20	21	20	30	30	24	20
19	8	3	11	12	9	35	11	16	13
20	9	2	5	8	4	19	13	10	9
21	2	1	4	1	6	8	4	5	4
22	4	3	5	1	3	6	3	4	4
23	4	2	1	1	3	6	3	3	3
24	4	1	0	1	1	3	3	2	2
7-19	165	34	177	176	159	209	202	185	160
6-22	182	40	192	189	174	246	225	205	178
6-24	190	43	193	191	178	255	231	210	183
0-24	195	50	197	196	181	259	244	215	189



Faversham 5, Monkshikk Road

Produced by Streetwise Services Ltd.



Channel 1 - Eastbound

Average Speed

Week 1

Hr Ending	20/05/2017 Saturday	21/05/2017 Sunday	22/05/2017 Monday	23/05/2017 Tuesday	24/05/2017 Wednesday	25/05/2017 Thursday	26/05/2017 Friday
1	25.5	25.5	-	-	-	33.0	68.0
2	-	-	-	-	-	25.5	68.0
3	25.5	25.5	-	-	33.0	15.5	48.0
4	25.5	25.5	-	25.5	-	-	-
5	-	-	-	-	-	-	-
6	-	25.5	-	-	-	25.5	48.0
7	15.5	-	29.2	28.5	28.0	27.4	52.3
8	27.3	-	27.2	25.3	28.0	29.6	44.8
9	22.6	22.2	29.9	27.0	28.4	26.3	50.0
10	28.5	15.5	24.5	24.7	25.3	25.5	-
11	24.0	25.5	26.0	23.9	25.2	24.9	33.0
12	23.0	18.8	24.5	23.9	25.5	27.8	26.8
13	26.0	5.0	24.4	26.7	25.5	25.9	29.2
14	25.7	-	23.0	23.8	25.4	25.8	33.7
15	26.2	23.0	25.9	26.4	25.5	23.2	37.0
16	25.3	15.5	25.7	26.3	24.4	29.8	33.4
17	21.5	18.3	23.9	27.2	22.8	32.2	52.3
18	25.5	28.3	26.9	27.0	28.0	21.1	55.8
19	28.9	20.5	28.9	27.2	29.8	15.4	60.5
20	23.7	22.2	28.0	27.0	28.5	27.3	49.2
21	25.5	25.5	25.5	25.5	25.0	41.9	33.8
22	30.5	25.5	27.4	27.4	15.5	33.0	53.0
23	25.5	25.5	25.5	25.5	29.2	65.9	53.0
24	28.0	33.0	25.5	-	25.5	68.0	56.8

10-12	23.7	22.6	25.4	23.9	25.3	26.1	27.2
14-16	25.7	21.8	25.7	26.4	24.5	26.5	34.9
0-24	25.3	22.8	25.8	26.0	26.1	28.8	44.8

7 Day Ave	28.5
-----------	------

85th Percentile

Hr Ending	20/05/2017 Saturday	21/05/2017 Sunday	22/05/2017 Monday	23/05/2017 Tuesday	24/05/2017 Wednesday	25/05/2017 Thursday	26/05/2017 Friday
1	26.2	26.0	-	-	-	33.5	68.7
2	-	-	-	-	-	25.9	68.9
3	26.0	25.8	-	-	33.7	15.6	48.5
4	26.1	26.1	-	26.1	-	-	-
5	-	-	-	-	-	-	-
6	-	26.1	-	-	-	26.3	48.1
7	15.8	-	33.1	33.1	33.5	33.5	58.8
8	27.4	-	33.8	26.0	33.5	33.8	53.4
9	26.3	25.8	33.3	33.9	33.5	26.4	68.5
10	33.0	15.8	25.5	25.8	25.9	26.3	-
11	26.3	26.3	33.3	26.3	25.9	33.0	33.5
12	26.3	26.3	25.9	25.9	25.8	33.2	33.2
13	33.7	5.6	25.8	38.3	25.6	33.1	38.3
14	33.0	-	26.4	26.4	33.2	33.1	43.1
15	26.2	34.0	26.5	26.5	26.5	25.8	43.6
16	26.4	16.4	33.4	33.6	25.6	38.1	48.2
17	38.8	25.7	25.8	33.4	33.4	43.0	58.9
18	25.9	33.7	33.2	33.1	33.4	26.0	63.1
19	34.0	26.5	33.2	38.6	33.5	26.2	63.4
20	26.4	25.7	33.6	33.7	33.2	43.5	68.3
21	25.6	26.0	25.9	26.4	33.5	43.8	43.9
22	33.9	25.6	33.4	33.8	15.8	33.1	53.8
23	25.9	26.5	26.2	25.5	33.6	85.7	53.3
24	33.5	33.7	25.8	-	26.0	68.7	68.7

10-12	26.3	25.5	33.6	26.0	25.7	33.5	33.3
14-16	25.8	33.6	33.2	33.9	26.4	33.4	43.1
0-24	33.6	25.6	33.2	33.4	33.7	38.1	58.0

7 Day Ave	36.5
-----------	------

Faversham 5, Monkshikk Road

Produced by Streetwise Services Ltd.



Channel 2 - Westbound

Average Speed

Week 1

Hr Ending	20/05/2017 Saturday	21/05/2017 Sunday	22/05/2017 Monday	23/05/2017 Tuesday	24/05/2017 Wednesday	25/05/2017 Thursday	26/05/2017 Friday
1	25.5	25.5	29.2	25.5	-	25.5	43.0
2	-	-	-	29.2	-	-	43.0
3	-	25.5	-	-	-	-	43.0
4	25.5	25.5	-	25.5	-	38.0	-
5	-	25.5	25.5	-	-	33.0	33.0
6	25.5	25.5	33.0	25.5	24.7	25.5	38.0
7	25.5	-	15.5	25.5	25.5	25.5	38.0
8	26.2	20.5	26.6	26.8	26.1	27.3	58.8
9	25.0	33.0	26.6	26.7	25.1	26.7	48.9
10	25.7	15.5	23.9	25.2	25.2	26.9	61.8
11	25.0	25.5	23.0	25.1	25.1	27.0	73.7
12	24.1	20.5	23.0	19.9	23.0	26.0	25.8
13	23.6	25.5	23.9	25.1	30.5	24.2	25.7
14	23.9	25.5	24.7	23.6	25.9	27.2	28.8
15	23.3	19.5	23.5	26.8	28.0	25.3	35.3
16	23.0	25.5	26.3	24.6	24.1	28.1	36.5
17	25.3	22.2	24.0	27.2	27.7	29.3	39.8
18	22.2	26.8	27.1	24.0	25.5	33.9	41.4
19	25.2	29.7	28.7	26.5	26.1	41.4	40.3
20	24.4	25.5	31.0	23.9	23.0	39.1	31.3
21	20.5	25.5	23.0	25.5	25.1	34.9	41.8
22	32.4	28.0	23.5	25.5	30.5	43.8	49.7
23	27.4	33.0	25.5	43.0	29.7	40.5	53.0
24	28.6	33.0	-	25.5	33.0	44.7	58.0
10-12	24.5	23.3	23.0	22.4	24.2	26.4	41.8
14-16	23.2	20.5	25.1	25.5	25.6	27.2	36.0
0-24	24.5	25.0	25.2	25.2	25.9	31.7	40.3

7 Day Ave 28.3

85th Percentile

Hr Ending	20/05/2017 Saturday	21/05/2017 Sunday	22/05/2017 Monday	23/05/2017 Tuesday	24/05/2017 Wednesday	25/05/2017 Thursday	26/05/2017 Friday
1	25.8	25.6	33.4	26.3	-	26.0	43.8
2	-	-	-	33.2	-	-	43.8
3	-	26.0	-	-	-	-	43.3
4	26.3	25.7	-	26.5	-	39.0	-
5	-	26.5	26.0	-	-	33.2	34.0
6	25.8	25.6	33.2	25.6	33.0	25.9	38.8
7	25.7	-	16.1	25.6	25.9	25.9	38.7
8	33.5	25.5	26.7	33.8	33.4	33.3	86.4
9	33.3	33.3	33.7	33.4	33.3	33.5	63.9
10	33.3	16.0	26.4	26.0	26.5	33.1	63.4
11	33.0	26.4	25.9	25.6	26.3	33.5	85.6
12	26.0	26.0	25.8	25.6	26.2	34.0	34.0
13	25.7	25.9	25.8	25.7	38.4	26.1	38.8
14	26.4	26.3	33.2	25.5	26.2	38.9	38.7
15	26.1	26.3	26.0	33.7	33.3	33.7	48.4
16	26.3	26.2	33.2	33.5	25.9	33.4	48.0
17	26.4	33.7	26.1	33.6	33.4	33.7	53.2
18	33.3	34.0	33.4	25.7	33.9	43.1	58.2
19	26.0	38.3	33.9	33.5	33.1	48.8	48.5
20	25.6	26.0	38.5	26.2	26.1	43.7	38.4
21	26.1	25.9	25.7	26.3	33.3	38.5	63.1
22	38.4	33.7	26.2	25.9	33.1	58.2	53.3
23	34.0	33.2	26.2	43.9	38.2	48.2	63.6
24	38.1	33.4	-	26.2	33.1	48.3	58.8
10-12	33.9	26.0	26.1	25.6	25.9	33.8	86.0
14-16	26.1	26.3	33.8	33.6	34.0	33.1	48.2
0-24	25.8	33.5	33.2	33.7	33.5	43.5	58.9

7 Day Ave 37.4

Faversham 5, Monkshikk Road

Produced by Streetwise Services Ltd.

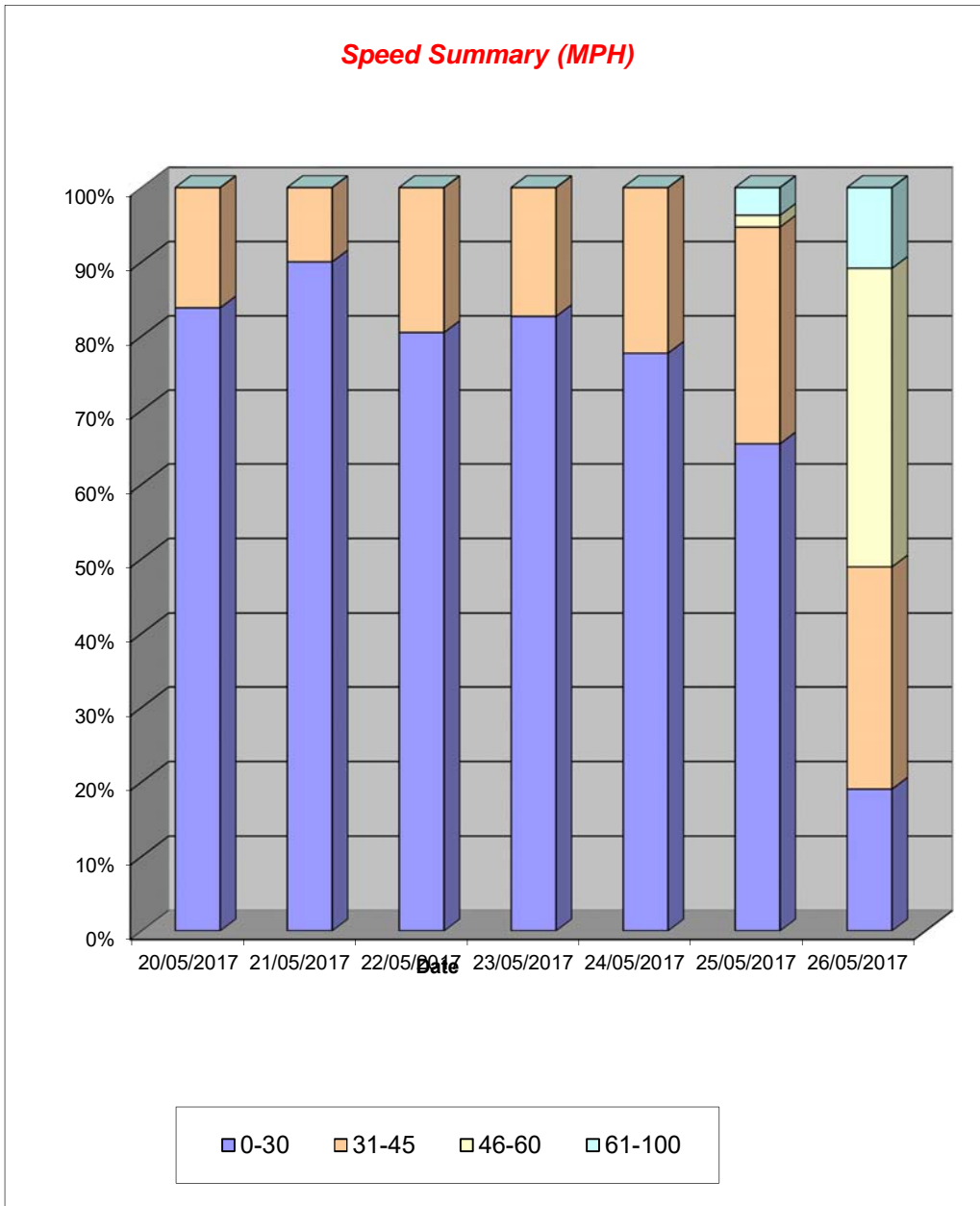


Channel 1 - Eastbound

Speed Summary

Week 1

Speed (MPH)	20/05/2017 Saturday	21/05/2017 Sunday	22/05/2017 Monday	23/05/2017 Tuesday	24/05/2017 Wednesday	25/05/2017 Thursday	26/05/2017 Friday
0-30	119	45	132	143	115	123	35
31-45	23	5	32	30	33	55	55
46-60	0	0	0	0	0	3	74
61-100	0	0	0	0	0	7	20
TOTAL	142	50	164	173	148	188	184



Faversham 5, Monkshikk Road

Produced by Streetwise Services Ltd.

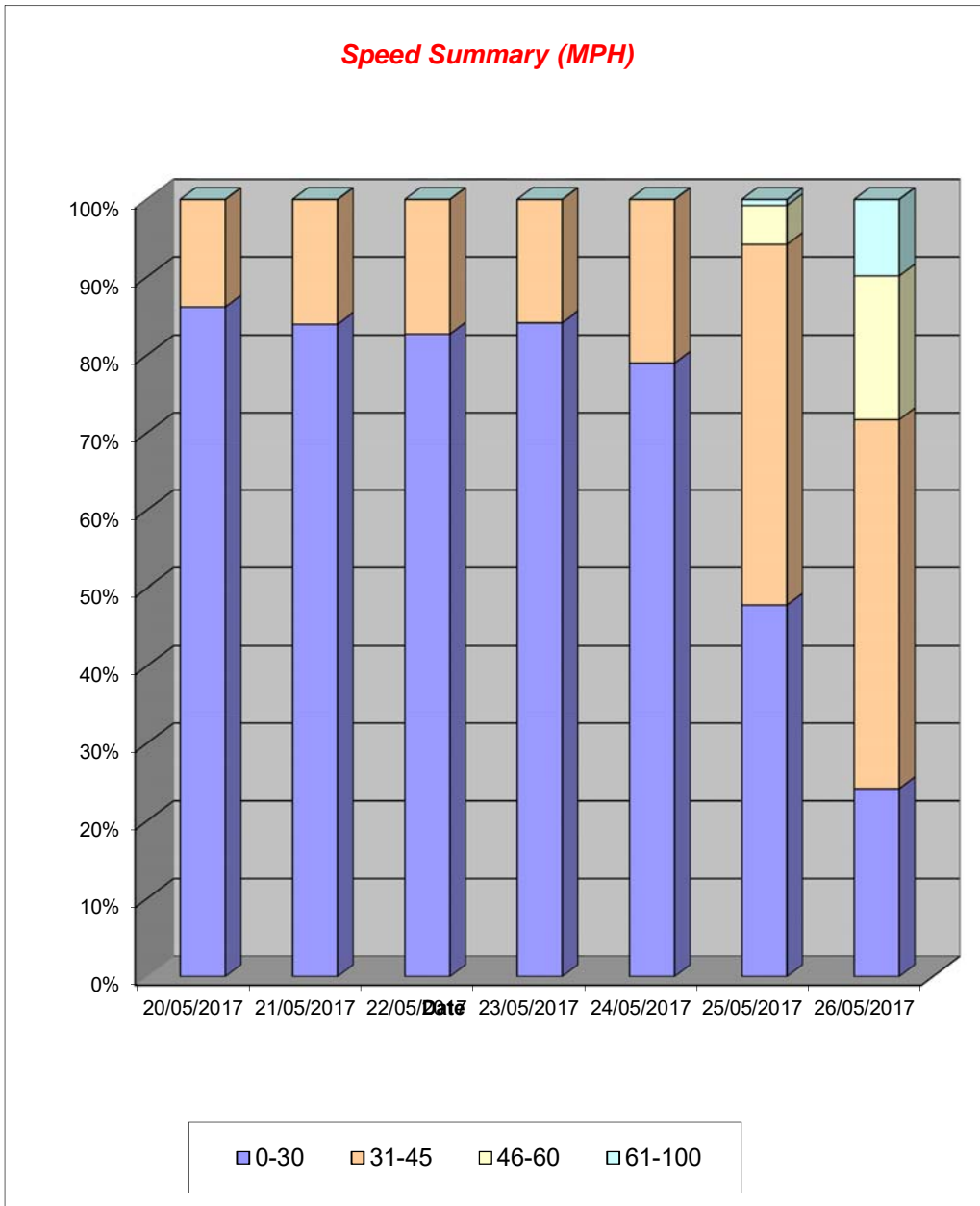


Channel 2 - Westbound

Speed Summary

Week 1

Speed (MPH)	20/05/2017 Saturday	21/05/2017 Sunday	22/05/2017 Monday	23/05/2017 Tuesday	24/05/2017 Wednesday	25/05/2017 Thursday	26/05/2017 Friday
0-30	168	42	163	165	143	124	59
31-45	27	8	34	31	38	120	116
46-60	0	0	0	0	0	13	45
61-100	0	0	0	0	0	2	24
TOTAL	195	50	197	196	181	259	244



Faversham 5, Monkshikk Road

Produced by Streetwise Services Ltd.



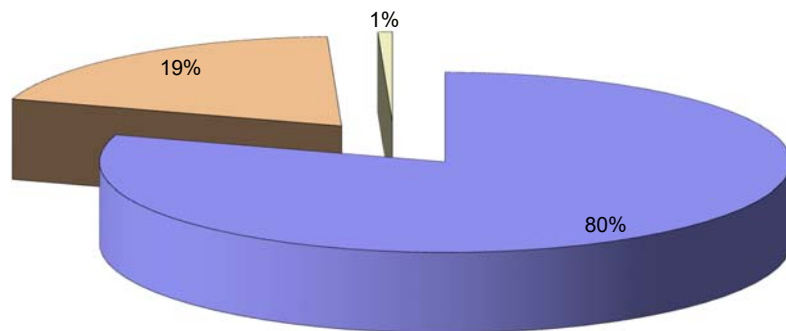
Channel 1 - Eastbound

Vehicle Class

Week 1

Classes Day / Time	Car / LGV / Caravan - 1	OGV1 / Bus - 2,3,5,6,7,12	OGV2 - 4,8,9,10,11,13	TOTAL - 1-13
20/05/2017				
7-19	111	9	0	120
6-22	124	9	0	133
6-24	129	9	0	138
0-24	133	9	0	142
21/05/2017				
7-19	22	12	3	37
6-22	27	12	3	42
6-24	30	12	3	45
0-24	34	13	3	50
22/05/2017				
7-19	129	17	0	146
6-22	143	18	0	161
6-24	146	18	0	164
0-24	146	18	0	164
23/05/2017				
7-19	124	25	0	149
6-22	143	28	0	171
6-24	144	28	0	172
0-24	144	29	0	173
24/05/2017				
7-19	112	17	1	130
6-22	125	18	1	144
6-24	128	18	1	147
0-24	128	19	1	148
25/05/2017				
7-19	108	42	1	151
6-22	127	48	1	176
6-24	132	50	2	184
0-24	136	50	2	188
26/05/2017				
7-19	88	61	1	150
6-22	102	64	1	167
6-24	108	65	1	174
0-24	117	66	1	184
Average				
7-19	99	26	1	126
6-22	113	28	1	142
6-24	117	29	1	146
0-24	120	29	1	150

Total Vehicle Class Distribution



Faversham 5, Monkshikk Road

Produced by Streetwise Services Ltd.

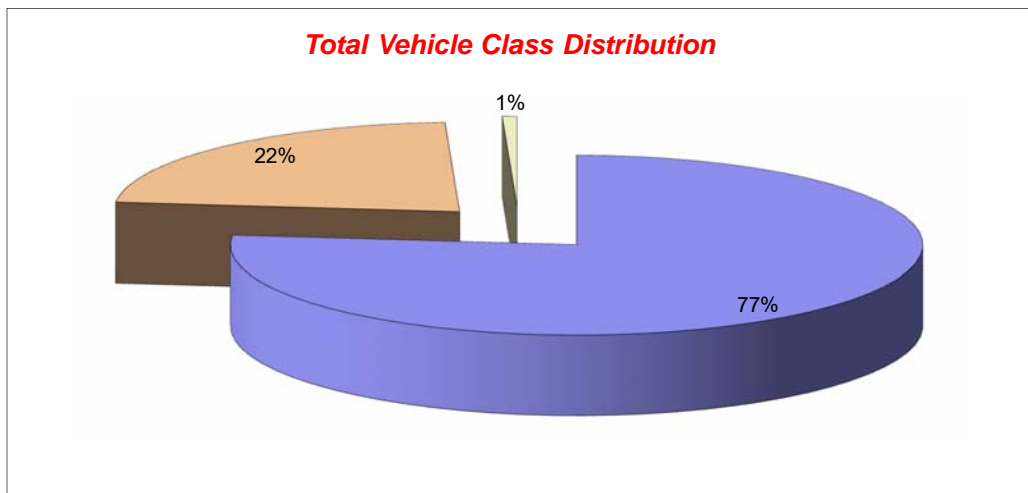


Channel 2 - Westbound

Vehicle Class

Week 1

Classes Day / Time	Car / LGV / Caravan - 1	OGV1 / Bus - 2,3,5,6,7,12	OGV2 - 4,8,9,10,11,13	TOTAL - 1-13
20/05/2017				
7-19	149	13	3	165
6-22	165	14	3	182
6-24	173	14	3	190
0-24	177	15	3	195
21/05/2017				
7-19	24	9	1	34
6-22	29	10	1	40
6-24	32	10	1	43
0-24	35	14	1	50
22/05/2017				
7-19	149	28	0	177
6-22	162	30	0	192
6-24	163	30	0	193
0-24	167	30	0	197
23/05/2017				
7-19	147	28	1	176
6-22	156	32	1	189
6-24	158	32	1	191
0-24	162	33	1	196
24/05/2017				
7-19	130	29	0	159
6-22	142	31	1	174
6-24	146	31	1	178
0-24	149	31	1	181
25/05/2017				
7-19	125	82	2	209
6-22	151	93	2	246
6-24	157	96	2	255
0-24	161	96	2	259
26/05/2017				
7-19	131	70	1	202
6-22	146	78	1	225
6-24	150	80	1	231
0-24	163	80	1	244
Average				
7-19	122	37	1	160
6-22	136	41	1	178
6-24	140	42	1	183
0-24	145	43	1	189



CT

	5 days	two way		
Average				
0-24	295	90	2	387

Faversham 5, Monkshikk Road

Produced by Streetwise Services Ltd.



Channel 1 - Eastbound

	20/05/2017 Saturday	21/05/2017 Sunday	22/05/2017 Monday	23/05/2017 Tuesday	24/05/2017 Wednesday	25/05/2017 Thursday	26/05/2017 Friday	5-DAY MEAN	7-DAY MEAN
0000-2400 Vehicle Flow	142	50	164	173	148	188	184	171	150
Mean Speed	25.3	22.8	25.8	26.0	26.1	28.8	44.8	30.3	28.5
85%ile Speed	33.6	25.6	33.2	33.4	33.7	38.1	58.0	39.3	36.5
No. Vehicles > 60 MPH Limit	0	0	0	0	0	7	20	5	4
% Vehicles > 60 MPH Limit	0.0	0.0	0.0	0.0	0.0	3.7	10.9	2.9	2.1
No. Vehicles > 75 MPH	0	0	0	0	0	0	1	0	0
% Vehicles > 75 MPH	0.0	0.0	0.0	0.0	0.0	0.0	0.5	0.1	0.1

Channel 2 - Westbound

	20/05/2017 Saturday	21/05/2017 Sunday	22/05/2017 Monday	23/05/2017 Tuesday	24/05/2017 Wednesday	25/05/2017 Thursday	26/05/2017 Friday	5-DAY MEAN	7-DAY MEAN
0000-2400 Vehicle Flow	195	50	197	196	181	259	244	215	189
Mean Speed	24.5	25.0	25.2	25.2	25.9	31.7	40.3	29.7	28.3
85%ile Speed	25.8	33.5	33.2	33.7	33.5	43.5	58.9	40.6	37.4
No. Vehicles > 60 MPH Limit	0	0	0	0	0	2	24	5	4
% Vehicles > 60 MPH Limit	0.0	0.0	0.0	0.0	0.0	0.8	9.8	2.1	1.5
No. Vehicles > 75 MPH	0	0	0	0	0	1	5	1	1
% Vehicles > 75 MPH	0.0	0.0	0.0	0.0	0.0	0.4	2.0	0.5	0.3

Channels 1+2 - Eastbound & Westbound

	20/05/2017 Saturday	21/05/2017 Sunday	22/05/2017 Monday	23/05/2017 Tuesday	24/05/2017 Wednesday	25/05/2017 Thursday	26/05/2017 Friday	5-DAY MEAN	7-DAY MEAN
0000-2400 Vehicle Flow	337	100	361	369	329	447	428	387	339
Mean Speed	24.9	23.9	25.5	25.6	26.0	30.3	42.6	30.0	28.4
85%ile Speed	29.7	29.6	33.2	33.6	33.6	40.8	58.5	39.9	37.0
No. Vehicles > 60 MPH Limit	0	0	0	0	0	9	44	11	8
% Vehicles > 60 MPH Limit	0.0	0.0	0.0	0.0	0.0	2.0	10.3	2.5	1.8
No. Vehicles > 75 MPH	0	0	0	0	0	1	6	1	1
% Vehicles > 75 MPH	0.0	0.0	0.0	0.0	0.0	0.2	1.4	0.3	0.2

Faversham 5, Monkshikk Road

Produced by Streetwise Services Ltd.



Channel 1 - Eastbound

	20/05/2017 Saturday	21/05/2017 Sunday	22/05/2017 Monday	23/05/2017 Tuesday	24/05/2017 Wednesday	25/05/2017 Thursday	26/05/2017 Friday	5-DAY MEAN	7-DAY MEAN
Vehicle Flow	106	32	119	115	101	140	120	119	105
Mean Speed	25.5	22.3	26.0	25.9	26.1	31.2	46.1	31.0	29.0
85%ile Speed	28.1	24.5	29.1	30.0	28.8	36.6	52.0	35.3	32.7
No. Vehicles > 60 MPH Limit	0	0	0	0	0	7	13	4	3
% Vehicles > 60 MPH Limit	0.0	0.0	0.0	0.0	0.0	5.0	10.8	3.2	2.3
No. Vehicles > 75 MPH	0	0	0	0	0	0	1	0	0
% Vehicles > 75 MPH	0.0	0.0	0.0	0.0	0.0	0.0	0.8	0.2	0.1

Channel 2 - Westbound

	20/05/2017 Saturday	21/05/2017 Sunday	22/05/2017 Monday	23/05/2017 Tuesday	24/05/2017 Wednesday	25/05/2017 Thursday	26/05/2017 Friday	5-DAY MEAN	7-DAY MEAN
Vehicle Flow	154	37	139	132	125	196	163	151	135
Mean Speed	25.2	25.5	25.2	26.2	26.6	32.0	42.1	30.4	29.0
85%ile Speed	28.7	27.4	28.5	28.6	30.6	37.1	48.7	34.7	32.8
No. Vehicles > 60 MPH Limit	0	0	0	0	0	2	15	3	2
% Vehicles > 60 MPH Limit	0.0	0.0	0.0	0.0	0.0	1.0	9.2	2.0	1.5
No. Vehicles > 75 MPH	0	0	0	0	0	1	3	1	1
% Vehicles > 75 MPH	0.0	0.0	0.0	0.0	0.0	0.5	1.8	0.5	0.3

Channels 1+2 - Eastbound & Westbound

	20/05/2017 Saturday	21/05/2017 Sunday	22/05/2017 Monday	23/05/2017 Tuesday	24/05/2017 Wednesday	25/05/2017 Thursday	26/05/2017 Friday	5-DAY MEAN	7-DAY MEAN
Vehicle Flow	260	69	258	247	226	336	283	270	240
Mean Speed	25.4	23.9	25.6	26.0	26.4	31.6	44.1	30.7	29.0
85%ile Speed	28.4	26.0	28.8	29.3	29.7	36.9	50.4	35.0	32.8
No. Vehicles > 60 MPH Limit	0	0	0	0	0	9	28	7	5
% Vehicles > 60 MPH Limit	0.0	0.0	0.0	0.0	0.0	2.7	9.9	2.5	1.8
No. Vehicles > 75 MPH	0	0	0	0	0	1	4	1	1
% Vehicles > 75 MPH	0.0	0.0	0.0	0.0	0.0	0.3	1.4	0.3	0.2

Note: All figures are based on data from the hours 0000-0700, 0900-1600 & 1800-2400.

Faversham 6, Faversham Road

Produced by Streetwise Services Ltd.



Channel 1 - Eastbound

20/05/2017	Vehicle Classes													TOTAL
Hr Ending	1	2	3	4	5	6	7	8	9	10	11	12	13	
1	10	0	0	0	0	0	0	0	0	0	0	0	0	10
2	8	0	0	0	0	0	0	0	0	0	0	0	0	8
3	0	0	0	0	0	0	0	0	0	0	0	0	0	0
4	2	1	0	0	0	0	0	0	0	0	0	0	0	3
5	5	0	0	0	0	0	0	0	0	0	0	0	0	5
6	11	1	0	0	0	0	0	0	0	0	0	0	0	12
7	18	4	0	0	0	0	0	0	0	0	0	0	0	22
8	36	6	0	0	0	0	0	0	0	0	0	1	0	43
9	77	3	0	0	0	0	0	0	0	0	0	1	0	81
10	80	7	0	0	0	0	1	0	0	0	0	2	0	90
11	132	7	0	0	0	0	0	0	0	0	0	1	0	140
12	124	3	0	0	0	0	0	0	0	0	0	1	0	128
13	107	4	0	0	0	0	0	0	0	0	0	1	0	112
14	123	4	0	0	1	0	0	0	0	0	0	1	0	129
15	108	5	1	1	0	0	1	0	0	0	0	1	0	117
16	122	4	0	0	0	0	0	0	0	0	0	0	0	126
17	116	8	0	0	0	0	0	0	0	0	0	1	0	125
18	137	7	0	1	0	0	0	0	0	0	0	2	0	147
19	97	7	0	0	0	0	0	0	0	0	0	1	0	105
20	61	6	0	0	0	0	0	0	0	0	0	1	0	68
21	53	2	0	0	0	0	0	0	0	0	0	0	0	55
22	36	1	0	0	0	0	0	0	0	0	0	0	0	37
23	33	0	0	0	0	0	0	0	0	0	0	0	0	33
24	24	1	0	0	0	0	0	0	0	0	0	0	0	25
7-19	1259	65	1	2	1	0	2	0	0	0	0	13	0	1343
6-22	1427	78	1	2	1	0	2	0	0	0	0	14	0	1525
6-24	1484	79	1	2	1	0	2	0	0	0	0	14	0	1583
0-24	1520	81	1	2	1	0	2	0	0	0	0	14	0	1621

Channel 2 - Westbound

20/05/2017	Vehicle Classes													TOTAL
Hr Ending	1	2	3	4	5	6	7	8	9	10	11	12	13	
1	15	0	0	0	0	0	0	0	0	0	0	0	0	15
2	6	1	0	0	0	0	0	0	0	0	0	0	0	7
3	2	0	0	0	0	0	0	0	0	0	0	0	0	2
4	2	0	0	0	0	0	0	0	0	0	0	0	0	2
5	0	1	0	0	0	0	0	0	0	0	0	0	0	1
6	4	1	0	0	0	0	0	0	0	0	0	0	0	5
7	15	1	0	0	0	0	0	0	0	0	0	0	0	16
8	24	5	0	0	0	0	0	0	0	0	0	0	0	29
9	51	7	0	2	0	0	0	0	0	0	0	0	0	60
10	75	6	0	0	0	0	0	0	0	0	0	1	0	82
11	95	4	0	0	0	0	0	0	0	0	0	0	0	99
12	114	5	0	0	0	0	1	0	0	1	0	0	0	121
13	133	5	0	0	0	0	0	1	0	0	0	0	0	139
14	157	8	0	0	0	0	0	0	0	0	0	0	0	165
15	167	7	2	1	0	0	0	0	0	0	0	0	0	177
16	151	6	1	0	0	0	0	0	0	0	0	0	0	158
17	135	10	0	0	0	0	0	0	0	0	0	0	0	145
18	142	7	0	0	0	0	0	0	0	0	0	0	0	149
19	129	6	0	0	0	0	0	0	0	0	0	0	0	135
20	91	8	0	0	0	0	0	0	0	0	0	0	0	99
21	80	3	0	0	0	0	0	0	0	0	0	0	0	83
22	57	2	0	0	0	0	0	0	0	0	0	0	0	59
23	43	3	0	0	0	0	0	0	0	0	0	0	0	46
24	29	0	0	0	0	0	0	0	0	0	0	0	0	29
7-19	1373	76	3	3	0	0	1	1	0	1	0	1	0	1459
6-22	1616	90	3	3	0	0	1	1	0	1	0	1	0	1716
6-24	1688	93	3	3	0	0	1	1	0	1	0	1	0	1791
0-24	1717	96	3	3	0	0	1	1	0	1	0	1	0	1823

Faversham 6, Faversham Road

Produced by Streetwise Services Ltd.



Channel 1 - Eastbound

21/05/2017	Vehicle Classes													TOTAL
Hr Ending	1	2	3	4	5	6	7	8	9	10	11	12	13	
1	19	0	0	0	0	0	0	0	0	0	0	0	0	19
2	9	0	0	0	0	0	0	0	0	0	0	0	0	9
3	5	1	0	0	0	0	0	0	0	0	0	0	0	6
4	6	1	0	0	0	0	0	0	0	0	0	0	0	7
5	5	1	0	0	0	0	0	0	0	0	0	0	0	6
6	8	0	0	0	0	0	0	0	0	0	0	0	0	8
7	12	1	0	0	0	0	0	0	0	0	0	0	0	13
8	33	6	0	0	0	0	0	0	0	0	0	0	0	39
9	53	3	0	0	0	0	0	0	0	0	0	0	0	56
10	92	6	0	1	0	0	0	0	0	0	0	1	0	100
11	131	2	0	0	0	0	0	0	0	0	0	0	0	133
12	157	3	0	0	0	0	0	0	0	0	0	1	0	161
13	155	5	0	2	0	0	0	0	0	0	0	0	0	162
14	144	3	0	2	0	0	0	2	0	0	0	1	0	152
15	116	7	0	2	0	0	0	0	0	0	0	0	0	125
16	124	4	0	1	0	0	0	0	0	0	0	0	0	129
17	131	3	0	0	0	0	0	0	0	0	0	1	0	135
18	132	10	1	0	0	0	0	0	0	0	0	0	0	143
19	94	4	0	0	0	0	0	0	0	0	0	0	0	98
20	85	6	0	0	0	0	0	0	0	0	0	0	0	91
21	44	5	0	0	0	0	0	0	0	0	0	0	0	49
22	30	2	0	0	0	0	0	0	0	0	0	0	0	32
23	15	0	0	0	0	0	0	0	0	0	0	0	0	15
24	6	1	0	0	0	0	0	0	0	0	0	0	0	7
7-19	1362	56	1	8	0	0	0	2	0	0	0	4	0	1433
6-22	1533	70	1	8	0	0	0	2	0	0	0	4	0	1618
6-24	1554	71	1	8	0	0	0	2	0	0	0	4	0	1640
0-24	1606	74	1	8	0	0	0	2	0	0	0	4	0	1695

Channel 2 - Westbound

21/05/2017	Vehicle Classes													TOTAL
Hr Ending	1	2	3	4	5	6	7	8	9	10	11	12	13	
1	17	2	0	0	0	0	0	0	0	0	0	0	0	19
2	14	1	0	0	0	0	0	0	0	0	0	0	0	15
3	6	2	0	0	0	0	0	0	0	0	0	0	0	8
4	6	0	0	0	0	0	0	0	0	0	0	0	0	6
5	4	1	0	0	0	0	0	0	0	0	0	0	0	5
6	3	0	0	0	0	0	0	0	0	0	0	0	0	3
7	21	4	0	0	0	0	0	0	0	0	0	0	0	25
8	23	4	0	0	0	0	0	0	0	0	0	0	0	27
9	33	2	0	0	0	0	0	0	0	0	0	0	0	35
10	63	10	0	2	0	0	0	0	0	0	0	0	0	75
11	93	6	0	0	0	0	0	1	0	0	0	1	0	101
12	147	6	0	0	0	0	0	0	0	0	0	0	0	153
13	161	2	0	0	1	0	0	0	0	0	0	0	0	164
14	168	10	0	0	0	0	0	0	0	0	0	0	0	178
15	155	10	0	0	0	0	0	0	0	0	0	0	0	165
16	170	5	0	0	0	0	0	0	0	0	0	0	0	175
17	172	6	0	0	0	0	0	0	0	0	0	0	0	178
18	144	9	0	1	0	0	0	0	0	0	0	0	0	154
19	123	4	0	0	0	0	0	0	0	0	0	0	0	127
20	89	6	0	0	0	0	0	0	0	0	0	0	0	95
21	71	5	0	0	0	0	0	0	0	0	0	0	0	76
22	44	2	0	0	0	0	0	0	0	0	0	0	0	46
23	22	1	0	0	0	0	0	0	0	0	0	0	0	23
24	8	1	0	0	0	0	0	0	0	0	0	0	0	9
7-19	1452	74	0	3	1	0	0	1	0	0	0	1	0	1532
6-22	1677	91	0	3	1	0	0	1	0	0	0	1	0	1774
6-24	1707	93	0	3	1	0	0	1	0	0	0	1	0	1806
0-24	1757	99	0	3	1	0	0	1	0	0	0	1	0	1862

Faversham 6, Faversham Road

Produced by Streetwise Services Ltd.



Channel 1 - Eastbound

22/05/2017	Vehicle Classes													TOTAL
Hr Ending	1	2	3	4	5	6	7	8	9	10	11	12	13	
1	5	0	0	0	0	0	0	0	0	0	0	0	0	5
2	1	0	0	0	0	0	0	0	0	0	0	0	0	1
3	0	0	0	0	0	0	0	0	0	0	0	0	0	0
4	0	0	0	0	0	0	0	0	0	0	0	0	0	0
5	7	0	0	0	0	0	0	0	0	0	0	0	0	7
6	24	3	0	0	0	0	0	0	0	0	0	0	0	27
7	33	6	0	0	0	0	0	0	0	0	0	1	0	40
8	81	6	0	0	0	0	0	0	0	0	0	4	0	91
9	106	9	0	0	0	0	0	0	0	0	0	1	0	116
10	91	10	0	0	0	0	0	0	0	0	0	2	0	103
11	90	8	1	0	0	0	0	0	0	0	0	0	0	99
12	78	6	0	0	0	0	0	0	0	0	0	1	0	85
13	108	11	0	0	0	0	0	0	0	0	0	1	0	120
14	96	7	0	0	0	0	0	0	0	0	0	1	0	104
15	115	11	0	0	0	0	0	1	0	0	0	1	0	128
16	84	10	0	0	0	0	0	0	0	0	0	0	0	94
17	92	10	0	0	0	0	0	0	0	0	0	4	0	106
18	112	7	0	0	0	0	0	0	0	0	0	3	0	122
19	100	2	0	0	0	0	0	0	0	0	0	2	0	104
20	51	5	0	0	0	0	0	1	0	0	0	1	0	58
21	53	2	0	0	0	0	0	0	0	0	0	1	0	56
22	39	3	0	0	0	0	0	0	0	0	0	0	0	42
23	19	0	0	0	0	0	0	0	0	0	0	0	0	19
24	10	0	0	0	0	0	0	0	0	0	0	0	0	10
7-19	1153	97	1	0	0	0	0	1	0	0	0	20	0	1272
6-22	1329	113	1	0	0	0	0	2	0	0	0	23	0	1468
6-24	1358	113	1	0	0	0	0	2	0	0	0	23	0	1497
0-24	1395	116	1	0	0	0	0	2	0	0	0	23	0	1537

Channel 2 - Westbound

22/05/2017	Vehicle Classes													TOTAL
Hr Ending	1	2	3	4	5	6	7	8	9	10	11	12	13	
1	4	0	0	0	0	0	0	0	0	0	0	0	0	4
2	0	0	0	0	0	0	0	0	0	0	0	0	0	0
3	0	0	0	0	0	0	0	0	0	0	0	0	0	0
4	1	0	0	0	0	0	0	0	0	0	0	0	0	1
5	4	1	0	0	0	0	0	0	0	0	0	0	0	5
6	5	2	0	0	0	0	0	0	0	0	0	0	0	7
7	19	3	0	0	0	0	0	0	0	0	0	0	0	22
8	51	8	0	0	0	0	0	0	0	0	0	0	0	59
9	77	12	0	0	0	0	0	0	0	0	0	0	0	89
10	69	6	0	0	0	0	0	0	0	0	0	0	0	75
11	78	5	0	0	0	0	0	0	0	0	0	0	0	83
12	88	10	0	0	0	0	1	0	0	0	0	0	0	99
13	134	13	0	1	0	0	0	0	0	0	0	0	0	148
14	108	17	0	0	0	0	0	0	0	0	0	0	0	125
15	104	15	0	0	0	0	0	0	0	0	0	0	0	119
16	125	14	0	0	0	0	0	0	0	0	0	0	0	139
17	121	13	0	0	0	0	0	0	0	0	0	0	0	134
18	133	5	0	0	0	0	0	0	0	0	0	0	0	138
19	112	3	1	0	0	0	0	0	0	0	0	0	0	116
20	96	4	0	0	0	0	0	0	0	0	0	0	0	100
21	66	4	0	0	0	0	0	0	0	0	0	0	0	70
22	51	0	0	0	0	0	0	0	0	0	0	0	0	51
23	38	3	0	0	0	0	0	0	0	0	0	0	0	41
24	9	1	0	0	0	0	0	0	0	0	0	0	0	10
7-19	1200	121	1	1	0	0	1	0	0	0	0	0	0	1324
6-22	1432	132	1	1	0	0	1	0	0	0	0	0	0	1567
6-24	1479	136	1	1	0	0	1	0	0	0	0	0	0	1618
0-24	1493	139	1	1	0	0	1	0	0	0	0	0	0	1635

Faversham 6, Faversham Road

Produced by Streetwise Services Ltd.



Channel 1 - Eastbound

23/05/2017	Vehicle Classes													TOTAL
Hr Ending	1	2	3	4	5	6	7	8	9	10	11	12	13	
1	5	0	0	0	0	0	0	0	0	0	0	0	0	5
2	0	0	0	0	0	0	0	0	0	0	0	0	0	0
3	2	1	0	0	0	0	0	0	0	0	0	0	0	3
4	2	0	0	0	0	0	0	0	0	0	0	0	0	2
5	5	0	0	0	0	0	0	0	0	0	0	0	0	5
6	19	1	0	0	0	0	0	0	0	0	0	0	0	20
7	29	5	0	0	0	0	0	0	0	0	0	2	0	36
8	71	12	0	0	0	0	0	0	0	0	0	5	0	88
9	114	12	0	0	0	0	0	0	0	0	0	2	0	128
10	115	10	0	0	0	0	0	0	0	0	0	2	0	127
11	93	6	0	0	0	0	0	0	0	0	0	2	0	101
12	89	10	0	1	0	0	0	0	0	0	0	1	0	101
13	85	8	1	0	0	0	0	0	0	0	0	1	0	95
14	95	11	1	0	0	0	0	0	0	0	0	1	0	108
15	115	5	0	0	0	0	0	0	0	0	0	1	0	121
16	95	7	0	0	0	0	0	0	0	0	0	0	0	102
17	95	12	0	0	0	0	0	0	0	0	0	4	0	111
18	99	10	0	0	0	0	0	0	0	0	0	3	0	112
19	77	5	0	1	0	0	0	0	0	0	0	2	0	85
20	85	6	0	1	0	0	0	0	0	0	0	1	0	93
21	46	1	0	0	0	0	0	0	0	0	0	1	0	48
22	37	2	0	0	0	0	0	0	0	0	0	0	0	39
23	30	0	0	0	0	0	0	0	0	0	0	0	0	30
24	13	1	0	0	0	0	0	0	0	0	0	0	0	14
7-19	1143	108	2	2	0	0	0	0	0	0	0	24	0	1279
6-22	1340	122	2	3	0	0	0	0	0	0	0	28	0	1495
6-24	1383	123	2	3	0	0	0	0	0	0	0	28	0	1539
0-24	1416	125	2	3	0	0	0	0	0	0	0	28	0	1574

Channel 2 - Westbound

23/05/2017	Vehicle Classes													TOTAL
Hr Ending	1	2	3	4	5	6	7	8	9	10	11	12	13	
1	5	1	0	0	0	0	0	0	0	0	0	0	0	6
2	2	0	0	0	0	0	0	0	0	0	0	0	0	2
3	0	0	0	0	0	0	0	0	0	0	0	0	0	0
4	1	0	0	0	0	0	0	0	0	0	0	0	0	1
5	2	1	0	0	0	0	0	0	0	0	0	0	0	3
6	5	2	0	0	0	0	0	0	0	0	0	0	0	7
7	14	3	0	0	0	0	0	0	0	0	0	0	0	17
8	52	4	0	0	0	0	0	0	0	0	0	1	0	57
9	73	11	0	0	0	0	0	0	0	0	0	1	0	85
10	94	11	0	0	0	0	0	0	0	0	0	0	0	105
11	81	7	0	0	1	0	0	0	0	0	0	1	0	90
12	89	10	0	0	0	0	0	0	0	0	0	0	0	99
13	104	15	1	0	0	0	0	0	0	0	0	0	0	120
14	125	15	1	0	0	0	0	0	0	0	0	0	0	141
15	108	8	0	0	0	0	0	0	0	0	0	0	0	116
16	117	16	0	0	0	0	0	0	0	0	0	0	0	133
17	132	9	0	0	1	0	0	0	0	0	0	0	0	142
18	124	7	0	0	0	0	0	0	0	0	0	0	0	131
19	124	7	0	0	1	0	0	0	0	0	0	0	0	132
20	83	4	0	0	1	0	0	0	0	0	0	0	0	88
21	64	8	0	0	0	0	0	0	0	0	0	0	0	72
22	47	1	0	0	0	0	0	0	0	0	0	0	0	48
23	38	2	0	0	0	0	0	0	0	0	0	0	0	40
24	16	1	0	0	0	0	0	0	0	0	0	0	0	17
7-19	1223	120	2	0	3	0	0	0	0	0	0	3	0	1351
6-22	1431	136	2	0	4	0	0	0	0	0	0	3	0	1576
6-24	1495	139	2	0	4	0	0	0	0	0	0	3	0	1633
0-24	1500	143	2	0	4	0	0	0	0	0	0	3	0	1652

Faversham 6, Faversham Road

Produced by Streetwise Services Ltd.



Channel 1 - Eastbound

24/05/2017	Vehicle Classes													TOTAL
Hr Ending	1	2	3	4	5	6	7	8	9	10	11	12	13	
1	6	0	0	0	0	0	0	0	0	0	0	0	0	6
2	4	0	0	0	0	0	0	0	0	0	0	0	0	4
3	2	0	0	0	0	0	0	0	0	0	0	0	0	2
4	2	4	0	0	0	0	0	0	0	0	0	0	0	6
5	4	1	0	0	0	0	0	0	0	0	0	0	0	5
6	22	2	0	0	0	0	0	0	0	0	0	0	0	24
7	39	7	0	0	0	0	0	0	0	0	0	1	0	47
8	67	10	0	0	1	0	0	0	0	0	0	4	0	82
9	100	10	0	0	0	0	0	1	0	0	0	1	0	112
10	96	8	0	0	0	0	0	0	1	0	0	1	0	106
11	106	15	0	1	0	0	0	0	0	0	0	1	0	123
12	103	15	0	0	0	0	0	0	0	0	0	1	0	119
13	119	7	0	0	0	0	0	0	0	0	0	1	0	127
14	102	12	0	0	0	0	0	0	0	0	0	1	0	115
15	108	12	0	1	0	0	0	0	0	0	0	2	0	123
16	104	5	0	0	0	0	1	0	0	0	0	1	0	111
17	101	4	0	1	0	0	0	0	0	0	0	4	0	110
18	111	10	0	0	0	0	0	0	0	0	0	2	0	123
19	107	6	0	0	0	0	0	0	0	0	0	2	0	115
20	87	2	0	1	0	0	0	0	0	0	0	1	0	91
21	56	4	0	0	0	0	0	0	0	0	0	1	0	61
22	43	2	0	0	0	0	0	0	0	0	0	0	0	45
23	37	0	0	0	0	0	0	0	0	0	0	0	0	37
24	17	0	0	0	0	0	0	0	0	0	0	0	0	17
7-19	1224	114	0	3	1	0	1	1	1	0	0	21	0	1366
6-22	1449	129	0	4	1	0	1	1	1	0	0	24	0	1610
6-24	1503	129	0	4	1	0	1	1	1	0	0	24	0	1664
0-24	1543	136	0	4	1	0	1	1	1	0	0	24	0	1711

Channel 2 - Westbound

24/05/2017	Vehicle Classes													TOTAL
Hr Ending	1	2	3	4	5	6	7	8	9	10	11	12	13	
1	3	4	0	0	0	0	0	0	0	0	0	0	0	7
2	4	1	0	0	0	0	0	0	0	0	0	0	0	5
3	1	0	0	0	0	0	0	0	0	0	0	0	0	1
4	2	0	0	0	0	0	0	0	0	0	0	0	0	2
5	0	0	0	0	0	0	0	0	0	0	0	0	0	0
6	7	2	0	0	0	0	0	0	0	0	0	0	0	9
7	18	1	0	0	0	0	0	0	0	0	0	0	0	19
8	40	5	0	0	0	0	0	0	0	0	0	0	0	45
9	68	9	0	0	0	0	0	0	0	0	0	0	0	77
10	76	13	0	0	0	0	1	0	0	0	0	0	0	90
11	95	14	0	0	2	0	0	0	0	0	0	0	0	111
12	110	15	0	0	0	0	0	0	0	0	0	0	0	125
13	125	12	0	0	1	0	0	0	0	0	0	0	0	138
14	128	11	0	1	1	0	0	0	0	0	0	0	0	141
15	113	10	0	0	1	0	0	0	0	0	0	0	0	124
16	132	11	0	0	0	0	0	0	0	0	0	0	0	143
17	127	10	0	0	1	0	0	0	0	0	0	0	0	138
18	133	11	0	0	1	0	0	0	0	0	0	0	0	145
19	114	4	0	0	0	0	0	0	0	0	0	0	0	118
20	110	4	0	0	0	0	0	0	0	0	0	0	0	114
21	68	5	0	1	0	0	0	0	0	0	0	0	0	74
22	63	7	0	0	0	0	0	0	0	0	0	0	0	70
23	51	2	0	0	0	0	0	0	0	0	0	0	0	53
24	13	1	0	0	0	0	0	0	0	0	0	0	0	14
7-19	1261	125	0	1	7	0	1	0	0	0	0	0	0	1395
6-22	1520	142	0	2	7	0	1	0	0	0	0	0	0	1672
6-24	1594	145	0	2	7	0	1	0	0	0	0	0	0	1739
0-24	1601	152	0	2	7	0	1	0	0	0	0	0	0	1763

Faversham 6, Faversham Road

Produced by Streetwise Services Ltd.



Channel 1 - Eastbound

25/05/2017	Vehicle Classes													TOTAL
Hr Ending	1	2	3	4	5	6	7	8	9	10	11	12	13	
1	5	1	0	0	0	0	0	0	0	0	0	0	0	6
2	2	0	0	0	0	0	0	0	0	0	0	0	0	2
3	3	0	0	0	0	0	0	0	0	0	0	0	0	3
4	1	0	0	0	0	0	0	0	0	0	0	0	0	1
5	5	0	0	0	0	0	0	0	0	0	0	0	0	5
6	22	6	0	0	0	0	0	0	0	0	0	0	0	28
7	38	3	0	0	0	0	0	0	0	0	0	1	0	42
8	63	13	0	0	1	0	0	1	0	0	0	3	0	81
9	102	13	0	0	0	0	0	0	0	0	0	1	0	116
10	103	6	0	0	0	0	0	0	0	0	0	3	0	112
11	110	7	1	1	0	0	0	0	0	0	0	2	0	121
12	104	3	0	0	0	0	0	0	0	0	0	1	0	108
13	131	16	0	0	1	0	0	0	0	0	0	1	0	149
14	105	9	0	0	0	0	0	1	0	0	0	1	0	116
15	130	8	0	0	0	0	0	0	0	0	0	1	0	139
16	110	6	0	0	1	0	0	1	0	0	0	0	0	118
17	106	7	0	1	0	0	0	0	0	0	0	4	0	118
18	119	5	0	0	0	0	0	0	0	0	0	3	0	127
19	110	5	0	0	1	0	0	0	0	0	0	2	0	118
20	88	6	0	0	0	0	0	0	0	0	0	1	0	95
21	55	3	0	0	0	0	0	0	0	0	0	1	0	59
22	45	1	0	0	0	0	0	0	0	0	0	0	0	46
23	33	0	0	0	0	0	0	0	0	0	0	0	0	33
24	11	0	0	0	0	0	0	0	0	0	0	0	0	11
7-19	1293	98	1	2	4	0	0	3	0	0	0	22	0	1423
6-22	1519	111	1	2	4	0	0	3	0	0	0	25	0	1665
6-24	1563	111	1	2	4	0	0	3	0	0	0	25	0	1709
0-24	1601	118	1	2	4	0	0	3	0	0	0	25	0	1754

Channel 2 - Westbound

25/05/2017	Vehicle Classes													TOTAL
Hr Ending	1	2	3	4	5	6	7	8	9	10	11	12	13	
1	4	0	0	0	0	0	0	0	0	0	0	0	0	4
2	1	0	0	0	0	0	0	0	0	0	0	0	0	1
3	1	0	0	0	0	0	0	0	0	0	0	0	0	1
4	1	0	0	0	0	0	0	0	0	0	0	0	0	1
5	2	2	0	0	0	0	0	0	0	0	0	0	0	4
6	5	2	0	0	0	0	0	0	0	0	0	0	0	7
7	18	1	0	0	0	0	0	0	0	0	0	0	0	19
8	49	5	0	0	0	0	0	0	0	0	0	1	0	55
9	72	8	0	0	1	0	0	0	0	0	0	1	0	82
10	76	8	0	0	1	0	0	0	0	0	0	0	0	85
11	85	13	0	1	0	0	0	0	0	0	0	0	0	99
12	105	9	0	0	0	0	0	0	0	0	0	1	0	115
13	121	13	0	0	0	0	0	0	0	0	0	0	0	134
14	112	12	0	0	0	0	0	0	0	0	0	0	0	124
15	131	8	0	1	1	0	0	0	0	0	0	1	0	142
16	146	8	0	0	1	0	0	0	0	0	0	0	0	155
17	150	10	0	0	1	0	0	0	0	0	0	0	0	161
18	206	10	0	0	0	0	0	0	0	0	0	0	0	216
19	158	7	0	0	0	0	0	0	0	0	0	0	0	165
20	124	6	0	0	0	0	0	0	0	0	0	0	0	130
21	80	7	0	0	0	0	0	0	0	0	0	0	0	87
22	66	5	0	0	0	0	0	0	0	0	0	0	0	71
23	42	3	0	0	0	0	0	0	0	0	0	0	0	45
24	14	0	0	0	0	0	0	0	0	0	0	0	0	14
7-19	1411	111	0	2	5	0	0	0	0	0	0	4	0	1533
6-22	1699	130	0	2	5	0	0	0	0	0	0	4	0	1840
6-24	1755	133	0	2	5	0	0	0	0	0	0	4	0	1899
0-24	1769	137	0	2	5	0	0	0	0	0	0	4	0	1917

Faversham 6, Faversham Road

Produced by Streetwise Services Ltd.



Channel 1 - Eastbound

26/05/2017	Vehicle Classes													TOTAL
Hr Ending	1	2	3	4	5	6	7	8	9	10	11	12	13	TOTAL
1	13	0	0	0	0	0	0	0	0	0	0	0	0	13
2	3	0	0	0	0	0	0	0	0	0	0	0	0	3
3	4	0	0	0	0	0	0	0	0	0	0	0	0	4
4	0	0	0	0	0	0	0	0	0	0	0	0	0	0
5	3	0	0	0	0	0	0	0	0	0	0	0	0	3
6	29	3	0	0	0	0	0	0	0	0	0	0	0	32
7	29	6	0	0	0	0	0	0	0	0	0	1	0	36
8	64	8	0	0	1	0	0	0	0	0	0	5	0	78
9	108	16	1	0	0	0	0	0	0	0	0	1	0	126
10	98	11	2	0	0	0	0	0	0	0	0	4	0	115
11	124	7	0	0	1	0	0	0	0	0	0	1	0	133
12	127	9	0	0	1	0	0	0	0	0	0	0	0	137
13	117	4	0	0	0	0	0	0	0	0	0	1	0	122
14	130	14	1	0	0	0	0	0	0	0	0	1	0	146
15	114	6	0	1	0	0	0	0	0	0	0	0	0	121
16	132	15	0	0	1	0	0	0	0	0	0	1	0	149
17	126	4	1	0	0	0	0	1	0	0	0	4	0	136
18	133	8	0	0	0	0	0	0	0	0	0	3	0	144
19	105	4	0	1	0	0	0	0	0	0	0	2	0	112
20	94	1	0	0	0	0	0	0	0	0	0	1	0	96
21	62	4	0	0	0	0	0	0	0	0	0	0	0	66
22	56	2	0	0	0	0	0	0	0	0	0	0	0	58
23	29	2	0	0	0	0	0	0	0	0	0	0	0	31
24	26	2	0	0	0	0	0	0	0	0	0	0	0	28
7-19	1378	106	5	2	4	0	0	1	0	0	0	23	0	1519
6-22	1619	119	5	2	4	0	0	1	0	0	0	25	0	1775
6-24	1674	123	5	2	4	0	0	1	0	0	0	25	0	1834
0-24	1726	126	5	2	4	0	0	1	0	0	0	25	0	1889

Channel 2 - Westbound

26/05/2017	Vehicle Classes													TOTAL
Hr Ending	1	2	3	4	5	6	7	8	9	10	11	12	13	TOTAL
1	8	2	0	0	0	0	0	0	0	0	0	0	0	10
2	3	1	0	0	0	0	0	0	0	0	0	0	0	4
3	0	0	0	0	0	0	0	0	0	0	0	0	0	0
4	1	0	0	0	0	0	0	0	0	0	0	0	0	1
5	4	1	0	0	0	0	0	0	0	0	0	0	0	5
6	3	2	0	0	0	0	0	0	0	0	0	0	0	5
7	14	3	0	0	0	0	0	0	0	0	0	0	0	17
8	48	2	1	0	0	0	0	0	0	0	0	0	0	51
9	69	8	0	0	1	0	0	0	0	0	0	0	0	78
10	91	10	1	0	1	0	0	0	0	0	0	1	0	104
11	99	7	0	0	2	0	0	0	0	0	0	0	0	108
12	107	12	0	2	2	0	0	0	0	0	0	0	0	123
13	141	8	0	0	0	0	0	0	0	0	0	0	0	149
14	170	11	0	1	1	0	0	0	0	0	0	1	0	184
15	139	15	0	0	0	0	0	0	0	0	0	0	0	154
16	159	14	0	0	0	0	0	0	0	0	0	0	0	173
17	164	7	0	0	0	0	0	0	0	0	0	0	0	171
18	166	9	0	0	0	0	0	0	0	0	0	0	0	175
19	130	6	0	0	0	0	0	0	0	0	0	0	0	136
20	125	6	0	0	0	0	0	0	0	0	0	0	0	131
21	138	8	0	0	0	0	0	0	0	0	0	0	0	146
22	94	3	0	0	0	0	0	0	0	0	0	0	0	97
23	47	1	0	0	0	0	0	0	0	0	0	0	0	48
24	32	2	0	0	0	0	0	0	0	0	0	0	0	34
7-19	1483	109	2	3	7	0	0	0	0	0	0	2	0	1606
6-22	1854	129	2	3	7	0	0	0	0	0	0	2	0	1997
6-24	1933	132	2	3	7	0	0	0	0	0	0	2	0	2079
0-24	1952	138	2	3	7	0	0	0	0	0	0	2	0	2104

Faversham 6, Faversham Road

Produced by Streetwise Services Ltd.



Channel 1 - Eastbound

20/05/2017	Vehicle Speeds (MPH)												TOTAL
Hr Ending	0-10	11-15	16-20	21-25	26-30	31-35	36-40	41-45	46-50	51-60	61-70	71-100	
1	0	0	0	1	5	3	1	0	0	0	0	0	10
2	0	0	0	0	1	1	3	0	2	1	0	0	8
3	0	0	0	0	0	0	0	0	0	0	0	0	0
4	0	0	0	0	0	3	0	0	0	0	0	0	3
5	0	1	0	1	1	1	0	0	1	0	0	0	5
6	0	0	0	0	4	5	1	1	1	0	0	0	12
7	0	1	0	1	9	6	3	1	1	0	0	0	22
8	0	0	1	1	10	19	9	1	2	0	0	0	43
9	0	0	7	14	24	29	5	2	0	0	0	0	81
10	0	3	4	20	24	25	11	3	0	0	0	0	90
11	0	1	5	25	59	40	5	5	0	0	0	0	140
12	0	1	9	29	53	29	6	1	0	0	0	0	128
13	0	2	6	27	41	27	7	2	0	0	0	0	112
14	0	1	7	35	46	29	10	1	0	0	0	0	129
15	0	2	8	37	52	14	4	0	0	0	0	0	117
16	0	1	2	26	57	34	5	1	0	0	0	0	126
17	0	0	3	37	53	25	6	1	0	0	0	0	125
18	0	2	14	43	50	31	7	0	0	0	0	0	147
19	1	2	3	13	45	32	5	3	1	0	0	0	105
20	0	0	1	7	27	24	7	1	1	0	0	0	68
21	0	1	3	8	19	11	12	0	1	0	0	0	55
22	0	1	4	8	13	8	1	1	0	1	0	0	37
23	0	0	0	3	13	9	3	4	1	0	0	0	33
24	0	0	0	3	6	7	6	1	2	0	0	0	25
7-19	1	15	69	307	514	334	80	20	3	0	0	0	1343
6-22	1	18	77	331	582	383	103	23	6	1	0	0	1525
6-24	1	18	77	337	601	399	112	28	9	1	0	0	1583
0-24	1	19	77	339	612	412	117	29	13	2	0	0	1621

Channel 2 - Westbound

20/05/2017	Vehicle Speeds (MPH)												TOTAL
Hr Ending	0-10	11-15	16-20	21-25	26-30	31-35	36-40	41-45	46-50	51-60	61-70	71-100	
1	0	0	0	2	3	6	1	0	3	0	0	0	15
2	0	0	0	0	0	3	2	0	0	1	1	0	7
3	0	0	0	0	1	0	0	1	0	0	0	0	2
4	0	0	0	0	0	0	1	0	1	0	0	0	2
5	0	0	0	0	0	1	0	0	0	0	0	0	1
6	0	0	0	0	1	2	0	0	2	0	0	0	5
7	0	0	0	0	1	6	7	2	0	0	0	0	16
8	0	0	0	0	5	8	7	6	2	1	0	0	29
9	0	1	4	2	10	21	18	3	1	0	0	0	60
10	1	3	4	9	20	25	14	5	1	0	0	0	82
11	1	1	5	6	31	39	13	3	0	0	0	0	99
12	1	2	2	9	33	50	18	5	1	0	0	0	121
13	1	1	7	9	33	51	30	7	0	0	0	0	139
14	2	2	11	19	50	44	30	7	0	0	0	0	165
15	2	9	11	15	55	59	20	6	0	0	0	0	177
16	2	6	4	20	59	48	18	1	0	0	0	0	158
17	0	2	10	19	39	49	21	4	1	0	0	0	145
18	1	9	14	15	42	44	16	7	1	0	0	0	149
19	0	3	10	16	28	40	29	6	3	0	0	0	135
20	0	0	8	8	21	37	21	3	1	0	0	0	99
21	1	2	1	7	25	32	13	1	1	0	0	0	83
22	0	2	3	4	22	17	9	1	1	0	0	0	59
23	0	0	0	1	13	14	9	5	3	1	0	0	46
24	0	2	0	0	1	9	10	2	5	0	0	0	29
7-19	11	39	82	139	405	478	234	60	10	1	0	0	1459
6-22	12	43	94	158	474	570	284	67	13	1	0	0	1716
6-24	12	45	94	159	488	593	303	74	21	2	0	0	1791
0-24	12	45	94	161	493	605	307	75	27	3	1	0	1823

Faversham 6, Faversham Road

Produced by Streetwise Services Ltd.



Channel 1 - Eastbound

21/05/2017	Vehicle Speeds (MPH)												TOTAL
Hr Ending	0-10	11-15	16-20	21-25	26-30	31-35	36-40	41-45	46-50	51-60	61-70	71-100	
1	0	0	0	1	8	6	3	0	1	0	0	0	19
2	0	0	0	2	3	2	2	0	0	0	0	0	9
3	0	0	1	0	1	4	0	0	0	0	0	0	6
4	0	1	1	1	1	1	2	0	0	0	0	0	7
5	0	0	0	0	1	2	1	0	2	0	0	0	6
6	0	0	0	0	2	4	1	1	0	0	0	0	8
7	0	0	0	0	3	5	5	0	0	0	0	0	13
8	0	1	1	4	5	23	4	1	0	0	0	0	39
9	0	2	1	7	21	18	4	1	1	1	0	0	56
10	1	3	5	23	42	17	7	2	0	0	0	0	100
11	0	1	9	43	47	27	4	2	0	0	0	0	133
12	0	2	13	46	59	36	3	2	0	0	0	0	161
13	2	1	11	33	75	32	6	2	0	0	0	0	162
14	1	2	6	41	66	31	5	0	0	0	0	0	152
15	1	0	11	35	47	21	5	5	0	0	0	0	125
16	0	2	3	34	53	33	4	0	0	0	0	0	129
17	2	1	12	37	54	26	1	0	2	0	0	0	135
18	0	2	16	32	54	33	4	2	0	0	0	0	143
19	0	2	4	18	45	23	2	4	0	0	0	0	98
20	0	0	4	16	44	22	4	0	1	0	0	0	91
21	0	0	1	6	23	10	6	2	1	0	0	0	49
22	0	0	2	3	8	12	3	4	0	0	0	0	32
23	0	0	0	1	4	4	5	0	1	0	0	0	15
24	0	0	0	0	3	1	1	1	0	1	0	0	7
7-19	7	19	92	353	568	320	49	21	3	1	0	0	1433
6-22	7	19	99	378	646	369	67	27	5	1	0	0	1618
6-24	7	19	99	379	653	374	73	28	6	2	0	0	1640
0-24	7	20	101	383	669	393	82	29	9	2	0	0	1695

Channel 2 - Westbound

21/05/2017	Vehicle Speeds (MPH)												TOTAL
Hr Ending	0-10	11-15	16-20	21-25	26-30	31-35	36-40	41-45	46-50	51-60	61-70	71-100	
1	0	0	1	1	1	10	4	2	0	0	0	0	19
2	1	0	1	1	3	5	1	3	0	0	0	0	15
3	0	0	0	1	0	3	3	0	1	0	0	0	8
4	0	0	0	0	2	1	1	2	0	0	0	0	6
5	0	0	0	0	0	2	0	1	1	1	0	0	5
6	0	0	0	0	0	0	1	2	0	0	0	0	3
7	0	0	0	0	4	10	5	6	0	0	0	0	25
8	0	1	0	1	2	11	6	5	0	1	0	0	27
9	0	0	1	1	8	16	6	3	0	0	0	0	35
10	2	2	6	8	19	22	8	4	3	1	0	0	75
11	0	6	9	8	28	25	16	8	1	0	0	0	101
12	0	3	14	22	40	43	23	6	2	0	0	0	153
13	3	7	14	22	41	53	18	6	0	0	0	0	164
14	0	5	10	21	49	60	23	7	3	0	0	0	178
15	0	4	15	17	38	53	29	7	2	0	0	0	165
16	2	10	15	26	41	60	19	2	0	0	0	0	175
17	1	5	11	21	67	59	8	3	3	0	0	0	178
18	0	8	7	9	41	67	18	3	1	0	0	0	154
19	0	2	8	9	35	47	18	8	0	0	0	0	127
20	0	1	7	4	25	34	21	3	0	0	0	0	95
21	0	3	4	5	16	24	16	4	1	3	0	0	76
22	0	0	3	4	9	10	14	4	2	0	0	0	46
23	0	0	1	1	6	6	5	3	1	0	0	0	23
24	0	0	0	1	1	5	1	1	0	0	0	0	9
7-19	8	53	110	165	409	516	192	62	15	2	0	0	1532
6-22	8	57	124	178	463	594	248	79	18	5	0	0	1774
6-24	8	57	125	180	470	605	254	83	19	5	0	0	1806
0-24	9	57	127	183	476	626	264	93	21	6	0	0	1862

Faversham 6, Faversham Road

Produced by Streetwise Services Ltd.



Channel 1 - Eastbound

22/05/2017	Vehicle Speeds (MPH)												TOTAL
Hr Ending	0-10	11-15	16-20	21-25	26-30	31-35	36-40	41-45	46-50	51-60	61-70	71-100	
1	0	0	0	0	0	3	0	1	0	1	0	0	5
2	0	0	0	0	1	0	0	0	0	0	0	0	1
3	0	0	0	0	0	0	0	0	0	0	0	0	0
4	0	0	0	0	0	0	0	0	0	0	0	0	0
5	0	0	0	0	3	2	2	0	0	0	0	0	7
6	0	1	0	0	4	7	10	3	2	0	0	0	27
7	0	0	0	3	4	16	16	1	0	0	0	0	40
8	0	0	2	14	26	25	19	4	1	0	0	0	91
9	0	1	0	16	40	43	13	3	0	0	0	0	116
10	0	1	3	28	40	19	10	2	0	0	0	0	103
11	0	1	11	21	36	25	5	0	0	0	0	0	99
12	1	1	3	15	38	22	3	2	0	0	0	0	85
13	0	1	11	31	47	21	7	2	0	0	0	0	120
14	1	0	6	23	37	30	7	0	0	0	0	0	104
15	0	2	5	15	45	47	12	1	1	0	0	0	128
16	0	1	6	23	30	28	5	1	0	0	0	0	94
17	0	1	6	23	41	27	4	4	0	0	0	0	106
18	0	3	10	19	53	28	8	1	0	0	0	0	122
19	0	0	3	20	46	27	7	1	0	0	0	0	104
20	0	0	2	7	27	14	7	1	0	0	0	0	58
21	0	0	1	9	19	15	9	1	2	0	0	0	56
22	0	0	2	8	16	11	2	3	0	0	0	0	42
23	0	0	0	0	10	6	1	1	1	0	0	0	19
24	0	0	0	1	1	4	3	1	0	0	0	0	10
7-19	2	12	66	248	479	342	100	21	2	0	0	0	1272
6-22	2	12	71	275	545	398	134	27	4	0	0	0	1468
6-24	2	12	71	276	556	408	138	29	5	0	0	0	1497
0-24	2	13	71	276	564	420	150	33	7	1	0	0	1537

Channel 2 - Westbound

22/05/2017	Vehicle Speeds (MPH)												TOTAL
Hr Ending	0-10	11-15	16-20	21-25	26-30	31-35	36-40	41-45	46-50	51-60	61-70	71-100	
1	0	0	0	0	0	2	1	1	0	0	0	0	4
2	0	0	0	0	0	0	0	0	0	0	0	0	0
3	0	0	0	0	0	0	0	0	0	0	0	0	0
4	0	0	0	0	0	1	0	0	0	0	0	0	1
5	0	0	0	0	2	1	1	1	0	0	0	0	5
6	0	0	0	0	0	2	1	2	2	0	0	0	7
7	0	0	1	2	1	9	7	2	0	0	0	0	22
8	0	0	1	1	5	21	23	7	1	0	0	0	59
9	1	1	2	4	16	28	25	10	2	0	0	0	89
10	2	2	1	7	17	29	12	4	0	1	0	0	75
11	1	5	5	7	23	26	14	2	0	0	0	0	83
12	0	4	5	7	34	32	13	3	1	0	0	0	99
13	1	8	12	17	48	40	15	5	2	0	0	0	148
14	1	3	3	10	36	44	21	3	4	0	0	0	125
15	0	2	6	8	24	50	21	5	3	0	0	0	119
16	0	2	6	16	41	48	23	3	0	0	0	0	139
17	1	2	9	8	26	51	29	5	3	0	0	0	134
18	0	1	6	14	40	51	22	3	1	0	0	0	138
19	0	4	12	8	30	33	20	8	1	0	0	0	116
20	0	0	4	3	14	47	26	5	1	0	0	0	100
21	0	2	3	6	12	25	19	2	1	0	0	0	70
22	0	0	3	3	19	8	13	4	0	1	0	0	51
23	0	0	1	4	8	12	12	3	1	0	0	0	41
24	0	0	0	0	2	5	0	1	1	1	0	0	10
7-19	7	34	68	107	340	453	238	58	18	1	0	0	1324
6-22	7	36	79	121	386	542	303	71	20	2	0	0	1567
6-24	7	36	80	125	396	559	315	75	22	3	0	0	1618
0-24	7	36	80	125	398	565	318	79	24	3	0	0	1635

Faversham 6, Faversham Road

Produced by Streetwise Services Ltd.



Channel 1 - Eastbound

23/05/2017	Vehicle Speeds (MPH)												TOTAL
Hr Ending	0-10	11-15	16-20	21-25	26-30	31-35	36-40	41-45	46-50	51-60	61-70	71-100	
1	0	0	0	0	1	1	1	0	1	0	1	0	5
2	0	0	0	0	0	0	0	0	0	0	0	0	0
3	0	0	0	0	1	1	1	0	0	0	0	0	3
4	0	0	0	0	0	1	1	0	0	0	0	0	2
5	0	0	0	1	2	2	0	0	0	0	0	0	5
6	0	0	0	0	2	10	4	2	1	1	0	0	20
7	0	1	2	6	4	10	12	0	1	0	0	0	36
8	0	0	5	6	22	33	15	5	2	0	0	0	88
9	0	3	2	15	51	36	13	4	4	0	0	0	128
10	1	0	12	28	48	33	4	1	0	0	0	0	127
11	0	2	4	25	39	21	8	2	0	0	0	0	101
12	0	1	7	17	46	20	8	2	0	0	0	0	101
13	0	0	9	21	38	22	4	0	1	0	0	0	95
14	0	1	3	25	53	21	3	2	0	0	0	0	108
15	0	1	4	24	52	34	5	1	0	0	0	0	121
16	0	3	4	31	36	18	7	2	1	0	0	0	102
17	0	0	6	26	45	28	4	2	0	0	0	0	111
18	0	0	3	32	32	40	3	2	0	0	0	0	112
19	0	2	2	19	26	26	9	1	0	0	0	0	85
20	0	2	2	14	36	26	9	2	1	0	1	0	93
21	0	1	3	12	12	17	3	0	0	0	0	0	48
22	0	0	1	8	13	8	7	0	1	1	0	0	39
23	0	0	2	1	8	14	3	1	1	0	0	0	30
24	0	0	0	0	4	6	2	1	1	0	0	0	14
7-19	1	13	61	269	488	332	83	24	8	0	0	0	1279
6-22	1	17	69	309	553	393	114	26	11	1	1	0	1495
6-24	1	17	71	310	565	413	119	28	13	1	1	0	1539
0-24	1	17	71	311	571	428	126	30	15	2	2	0	1574

Channel 2 - Westbound

23/05/2017	Vehicle Speeds (MPH)												TOTAL
Hr Ending	0-10	11-15	16-20	21-25	26-30	31-35	36-40	41-45	46-50	51-60	61-70	71-100	
1	0	0	0	0	0	0	3	2	1	0	0	0	6
2	0	0	0	0	1	0	1	0	0	0	0	0	2
3	0	0	0	0	0	0	0	0	0	0	0	0	0
4	0	0	0	0	0	0	1	0	0	0	0	0	1
5	0	0	0	0	1	1	1	0	0	0	0	0	3
6	0	0	1	0	1	0	1	1	2	1	0	0	7
7	0	0	1	0	2	7	6	0	1	0	0	0	17
8	0	0	0	3	6	20	15	8	4	1	0	0	57
9	0	1	0	3	14	33	23	10	1	0	0	0	85
10	1	3	3	4	37	38	13	2	3	1	0	0	105
11	0	1	3	4	30	32	15	5	0	0	0	0	90
12	0	2	7	8	35	35	8	4	0	0	0	0	99
13	1	1	5	14	30	48	15	3	2	1	0	0	120
14	0	4	8	15	48	41	20	3	1	1	0	0	141
15	2	4	6	6	25	47	22	4	0	0	0	0	116
16	0	4	2	8	49	47	19	3	0	1	0	0	133
17	0	3	4	19	47	50	15	3	1	0	0	0	142
18	0	1	8	14	39	50	15	4	0	0	0	0	131
19	0	1	8	9	33	45	26	7	1	1	1	0	132
20	0	1	11	5	19	31	14	5	2	0	0	0	88
21	1	0	4	4	17	23	10	10	3	0	0	0	72
22	0	1	2	2	13	16	6	7	1	0	0	0	48
23	0	0	0	2	9	15	9	4	1	0	0	0	40
24	0	0	0	0	2	5	6	2	2	0	0	0	17
7-19	4	25	54	107	393	486	206	56	13	6	1	0	1351
6-22	5	27	72	118	444	563	242	78	20	6	1	0	1576
6-24	5	27	72	120	455	583	257	84	23	6	1	0	1633
0-24	5	27	73	120	458	584	264	87	26	7	1	0	1652

Faversham 6, Faversham Road

Produced by Streetwise Services Ltd.



Channel 1 - Eastbound

24/05/2017	Vehicle Speeds (MPH)												TOTAL
Hr Ending	0-10	11-15	16-20	21-25	26-30	31-35	36-40	41-45	46-50	51-60	61-70	71-100	
1	0	0	0	0	2	2	1	0	0	1	0	0	6
2	0	0	0	0	0	2	1	1	0	0	0	0	4
3	0	0	0	0	2	0	0	0	0	0	0	0	2
4	0	0	0	1	4	1	0	0	0	0	0	0	6
5	0	0	0	1	2	1	0	1	0	0	0	0	5
6	1	0	0	1	3	8	7	3	0	1	0	0	24
7	0	1	1	2	6	15	18	2	2	0	0	0	47
8	0	0	2	8	17	33	16	5	1	0	0	0	82
9	0	1	4	14	44	30	15	3	1	0	0	0	112
10	0	1	6	30	38	21	9	1	0	0	0	0	106
11	1	2	6	32	44	29	8	1	0	0	0	0	123
12	0	1	0	19	61	30	6	2	0	0	0	0	119
13	0	1	4	22	68	23	8	1	0	0	0	0	127
14	0	0	4	23	56	19	10	2	1	0	0	0	115
15	0	0	6	23	50	37	6	0	1	0	0	0	123
16	0	0	2	22	44	34	7	2	0	0	0	0	111
17	0	2	8	23	36	31	6	3	1	0	0	0	110
18	0	2	6	20	58	30	5	2	0	0	0	0	123
19	0	0	6	31	40	33	3	0	2	0	0	0	115
20	0	3	6	12	39	28	3	0	0	0	0	0	91
21	0	0	1	6	27	21	5	0	1	0	0	0	61
22	0	0	2	7	21	9	4	2	0	0	0	0	45
23	0	0	0	7	13	9	4	2	1	1	0	0	37
24	0	0	1	0	3	7	3	2	1	0	0	0	17
7-19	1	10	54	267	556	350	99	22	7	0	0	0	1366
6-22	1	14	64	294	649	423	129	26	10	0	0	0	1610
6-24	1	14	65	301	665	439	136	30	12	1	0	0	1664
0-24	2	14	65	304	678	453	145	35	12	3	0	0	1711

Channel 2 - Westbound

24/05/2017	Vehicle Speeds (MPH)												TOTAL
Hr Ending	0-10	11-15	16-20	21-25	26-30	31-35	36-40	41-45	46-50	51-60	61-70	71-100	
1	0	0	0	0	3	4	0	0	0	0	0	0	7
2	0	0	0	0	2	1	0	0	2	0	0	0	5
3	0	0	0	0	0	0	1	0	0	0	0	0	1
4	0	0	0	0	0	1	1	0	0	0	0	0	2
5	0	0	0	0	0	0	0	0	0	0	0	0	0
6	0	0	0	0	1	2	2	1	1	1	0	0	9
7	0	0	0	4	1	7	5	1	1	0	0	0	19
8	0	1	1	1	5	20	8	5	3	1	0	0	45
9	0	1	3	3	5	22	33	6	3	1	0	0	77
10	0	3	4	4	20	34	18	4	1	2	0	0	90
11	0	2	9	9	27	42	19	3	0	0	0	0	111
12	0	3	8	4	40	46	17	5	2	0	0	0	125
13	0	5	5	15	40	53	17	3	0	0	0	0	138
14	0	1	7	13	47	39	26	7	1	0	0	0	141
15	0	0	7	13	31	48	20	3	1	1	0	0	124
16	0	9	7	11	45	46	22	3	0	0	0	0	143
17	0	6	3	11	34	56	21	7	0	0	0	0	138
18	1	6	9	11	34	53	24	4	2	1	0	0	145
19	1	5	6	10	24	43	20	5	3	1	0	0	118
20	0	8	14	10	21	33	22	6	0	0	0	0	114
21	0	0	2	6	21	29	11	3	1	1	0	0	74
22	0	1	1	8	14	26	10	7	2	1	0	0	70
23	0	0	2	2	10	25	7	5	2	0	0	0	53
24	0	0	0	1	1	7	2	2	1	0	0	0	14
7-19	2	42	69	105	352	502	245	55	16	7	0	0	1395
6-22	2	51	86	133	409	597	293	72	20	9	0	0	1672
6-24	2	51	88	136	420	629	302	79	23	9	0	0	1739
0-24	2	51	88	136	426	637	306	81	26	10	0	0	1763

Faversham 6, Faversham Road

Produced by Streetwise Services Ltd.



Channel 1 - Eastbound

25/05/2017	Vehicle Speeds (MPH)												TOTAL
Hr Ending	0-10	11-15	16-20	21-25	26-30	31-35	36-40	41-45	46-50	51-60	61-70	71-100	
1	0	0	0	1	1	3	0	0	1	0	0	0	6
2	0	0	0	0	1	0	1	0	0	0	0	0	2
3	0	0	0	1	0	1	0	0	1	0	0	0	3
4	0	0	0	0	1	0	0	0	0	0	0	0	1
5	0	0	0	0	1	3	1	0	0	0	0	0	5
6	0	0	1	0	5	9	10	2	0	1	0	0	28
7	0	0	0	4	2	11	17	6	2	0	0	0	42
8	1	0	2	5	24	35	10	3	1	0	0	0	81
9	0	2	5	12	45	34	13	4	1	0	0	0	116
10	0	0	8	20	51	21	9	2	1	0	0	0	112
11	0	1	1	26	54	27	10	2	0	0	0	0	121
12	0	2	1	24	45	32	3	1	0	0	0	0	108
13	0	5	16	43	60	17	6	2	0	0	0	0	149
14	11	27	15	21	30	9	3	0	0	0	0	0	116
15	1	2	15	32	58	27	2	2	0	0	0	0	139
16	0	0	6	25	52	27	7	1	0	0	0	0	118
17	0	2	8	18	51	31	6	1	1	0	0	0	118
18	0	1	14	25	55	26	3	1	0	2	0	0	127
19	0	2	10	28	46	18	12	1	0	1	0	0	118
20	1	1	11	21	24	25	9	2	0	1	0	0	95
21	0	0	1	5	25	23	4	1	0	0	0	0	59
22	0	0	3	13	11	11	8	0	0	0	0	0	46
23	0	0	1	9	11	9	1	1	1	0	0	0	33
24	0	0	0	0	5	4	0	0	1	1	0	0	11
7-19	13	44	101	279	571	304	84	20	4	3	0	0	1423
6-22	14	45	116	322	633	374	122	29	6	4	0	0	1665
6-24	14	45	117	331	649	387	123	30	8	5	0	0	1709
0-24	14	45	118	333	658	403	135	32	10	6	0	0	1754

Channel 2 - Westbound

25/05/2017	Vehicle Speeds (MPH)												TOTAL
Hr Ending	0-10	11-15	16-20	21-25	26-30	31-35	36-40	41-45	46-50	51-60	61-70	71-100	
1	0	0	0	0	1	1	0	1	0	1	0	0	4
2	0	0	0	0	0	1	0	0	0	0	0	0	1
3	0	0	0	0	0	0	0	1	0	0	0	0	1
4	0	0	0	0	0	0	1	0	0	0	0	0	1
5	0	1	0	0	0	0	2	1	0	0	0	0	4
6	0	0	0	0	2	1	1	1	2	0	0	0	7
7	0	0	0	0	2	9	7	1	0	0	0	0	19
8	0	0	0	1	6	13	15	13	5	2	0	0	55
9	0	0	2	1	20	28	22	6	1	2	0	0	82
10	0	1	6	6	18	25	23	3	3	0	0	0	85
11	0	2	4	10	23	31	19	8	1	1	0	0	99
12	0	4	7	12	25	44	16	6	1	0	0	0	115
13	0	3	10	9	37	55	15	3	2	0	0	0	134
14	0	20	40	14	24	19	5	1	0	1	0	0	124
15	1	8	3	13	38	48	25	6	0	0	0	0	142
16	1	3	2	8	43	61	24	9	4	0	0	0	155
17	1	2	6	15	49	58	24	5	1	0	0	0	161
18	3	7	13	20	42	64	46	18	1	2	0	0	216
19	0	5	12	13	34	66	23	10	2	0	0	0	165
20	0	5	9	23	29	39	18	4	2	1	0	0	130
21	0	1	5	7	20	31	13	5	4	1	0	0	87
22	0	1	3	2	16	33	11	3	0	2	0	0	71
23	0	1	5	5	12	12	6	4	0	0	0	0	45
24	0	1	0	0	3	8	2	0	0	0	0	0	14
7-19	6	55	105	122	359	512	257	88	21	8	0	0	1533
6-22	6	62	122	154	426	624	306	101	27	12	0	0	1840
6-24	6	64	127	159	441	644	314	105	27	12	0	0	1899
0-24	6	65	127	159	444	647	318	109	29	13	0	0	1917

Faversham 6, Faversham Road

Produced by Streetwise Services Ltd.



Channel 1 - Eastbound

26/05/2017	Vehicle Speeds (MPH)												TOTAL
Hr Ending	0-10	11-15	16-20	21-25	26-30	31-35	36-40	41-45	46-50	51-60	61-70	71-100	
1	0	0	0	1	2	3	5	1	1	0	0	0	13
2	0	0	0	0	2	0	0	0	1	0	0	0	3
3	0	0	0	0	1	3	0	0	0	0	0	0	4
4	0	0	0	0	0	0	0	0	0	0	0	0	0
5	0	0	0	0	2	1	0	0	0	0	0	0	3
6	0	0	0	1	7	13	6	2	3	0	0	0	32
7	0	1	1	1	7	12	12	1	1	0	0	0	36
8	0	0	3	9	24	26	15	1	0	0	0	0	78
9	0	2	5	20	50	30	13	6	0	0	0	0	126
10	0	1	6	28	39	31	7	3	0	0	0	0	115
11	1	2	6	38	46	35	4	0	1	0	0	0	133
12	0	1	7	45	45	34	5	0	0	0	0	0	137
13	0	1	11	25	51	28	5	1	0	0	0	0	122
14	1	1	6	37	65	30	6	0	0	0	0	0	146
15	1	6	8	22	51	23	9	0	1	0	0	0	121
16	0	1	11	32	52	39	12	2	0	0	0	0	149
17	0	3	12	31	55	28	6	1	0	0	0	0	136
18	1	8	10	30	49	33	12	0	1	0	0	0	144
19	0	5	7	21	41	29	8	1	0	0	0	0	112
20	0	4	11	16	27	26	10	1	1	0	0	0	96
21	0	0	7	14	27	10	6	2	0	0	0	0	66
22	0	2	4	13	15	15	5	3	1	0	0	0	58
23	0	1	1	3	13	7	4	2	0	0	0	0	31
24	0	0	0	2	10	7	6	2	1	0	0	0	28
7-19	4	31	92	338	568	366	102	15	3	0	0	0	1519
6-22	4	38	115	382	644	429	135	22	6	0	0	0	1775
6-24	4	39	116	387	667	443	145	26	7	0	0	0	1834
0-24	4	39	116	389	681	463	156	29	12	0	0	0	1889

Channel 2 - Westbound

26/05/2017	Vehicle Speeds (MPH)												TOTAL
Hr Ending	0-10	11-15	16-20	21-25	26-30	31-35	36-40	41-45	46-50	51-60	61-70	71-100	
1	0	0	0	0	3	3	1	2	1	0	0	0	10
2	0	0	0	0	1	0	3	0	0	0	0	0	4
3	0	0	0	0	0	0	0	0	0	0	0	0	0
4	0	0	0	0	0	0	1	0	0	0	0	0	1
5	0	0	0	0	0	1	4	0	0	0	0	0	5
6	0	0	0	0	1	1	1	1	1	0	0	0	5
7	0	0	0	0	2	4	9	1	0	1	0	0	17
8	0	1	0	3	4	12	14	14	3	0	0	0	51
9	1	2	3	5	17	30	14	6	0	0	0	0	78
10	0	1	7	4	31	37	21	2	0	1	0	0	104
11	0	3	6	4	27	41	18	8	1	0	0	0	108
12	1	1	9	5	31	48	21	5	2	0	0	0	123
13	0	2	6	19	34	59	21	7	0	1	0	0	149
14	0	2	11	23	42	73	26	6	1	0	0	0	184
15	1	4	4	17	38	51	30	8	1	0	0	0	154
16	1	3	7	22	43	63	28	4	1	1	0	0	173
17	1	5	8	14	47	51	31	10	3	0	1	0	171
18	1	4	15	20	33	58	33	6	4	1	0	0	175
19	0	4	14	9	31	41	28	5	4	0	0	0	136
20	4	6	5	14	34	40	24	4	0	0	0	0	131
21	2	3	7	14	37	46	30	4	1	2	0	0	146
22	1	1	7	7	31	34	13	2	1	0	0	0	97
23	0	1	2	5	12	14	7	6	1	0	0	0	48
24	0	0	0	2	5	12	5	2	6	2	0	0	34
7-19	6	32	90	145	378	564	285	81	20	4	1	0	1606
6-22	13	42	109	180	482	688	361	92	22	7	1	0	1997
6-24	13	43	111	187	499	714	373	100	29	9	1	0	2079
0-24	13	43	111	187	504	719	383	103	31	9	1	0	2104

Faversham 6, Faversham Road

Produced by Streetwise Services Ltd.

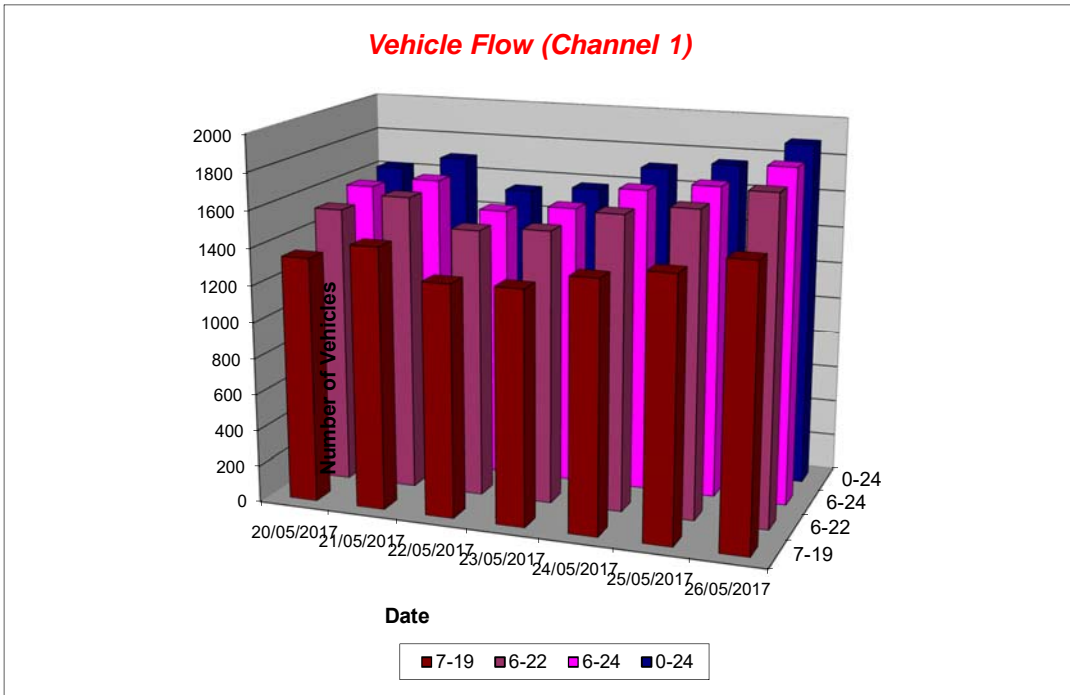


Channel 1 - Eastbound

Vehicle Flow

Week 1

Hr Ending	20/05/2017 Saturday	21/05/2017 Sunday	22/05/2017 Monday	23/05/2017 Tuesday	24/05/2017 Wednesday	25/05/2017 Thursday	26/05/2017 Friday	5 Day Ave	7 Day Ave
1	10	19	5	5	6	6	13	7	9
2	8	9	1	0	4	2	3	2	4
3	0	6	0	3	2	3	4	2	3
4	3	7	0	2	6	1	0	2	3
5	5	6	7	5	5	5	3	5	5
6	12	8	27	20	24	28	32	26	22
7	22	13	40	36	47	42	36	40	34
8	43	39	91	88	82	81	78	84	72
9	81	56	116	128	112	116	126	120	105
10	90	100	103	127	106	112	115	113	108
11	140	133	99	101	123	121	133	115	121
12	128	161	85	101	119	108	137	110	120
13	112	162	120	95	127	149	122	123	127
14	129	152	104	108	115	116	146	118	124
15	117	125	128	121	123	139	121	126	125
16	126	129	94	102	111	118	149	115	118
17	125	135	106	111	110	118	136	116	120
18	147	143	122	112	123	127	144	126	131
19	105	98	104	85	115	118	112	107	105
20	68	91	58	93	91	95	96	87	85
21	55	49	56	48	61	59	66	58	56
22	37	32	42	39	45	46	58	46	43
23	33	15	19	30	37	33	31	30	28
24	25	7	10	14	17	11	28	16	16
7-19	1343	1433	1272	1279	1366	1423	1519	1372	1376
6-22	1525	1618	1468	1495	1610	1665	1775	1603	1594
6-24	1583	1640	1497	1539	1664	1709	1834	1649	1638
0-24	1621	1695	1537	1574	1711	1754	1889	1693	1683



Faversham 6, Faversham Road

Produced by Streetwise Services Ltd.

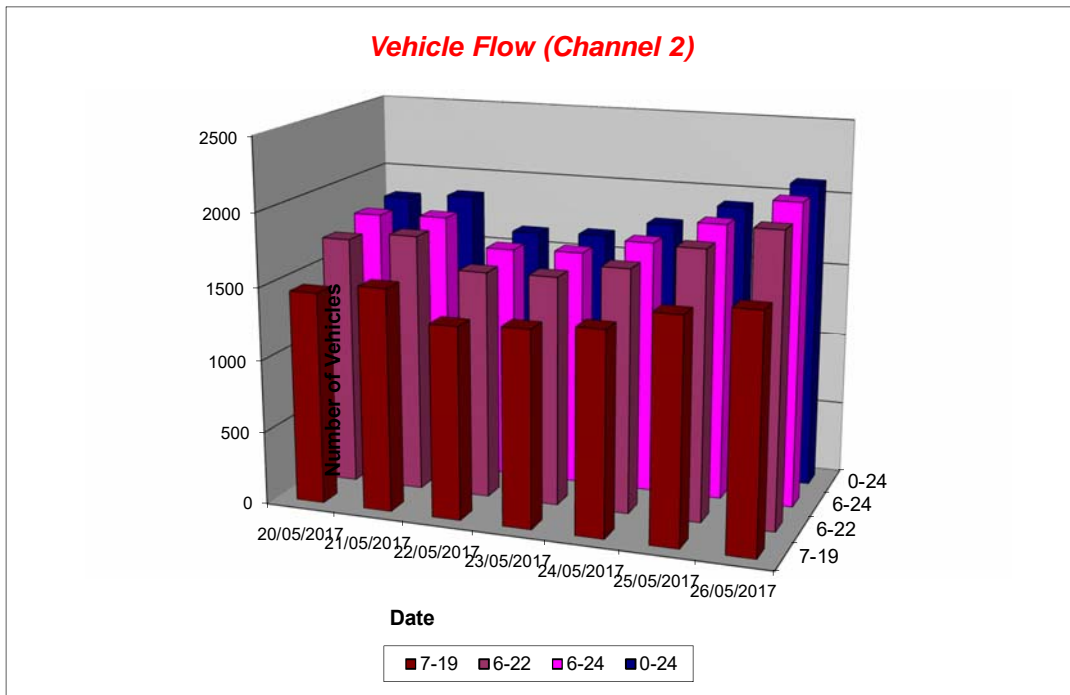


Channel 2 - Westbound

Vehicle Flow

Week 1

Hr Ending	20/05/2017 Saturday	21/05/2017 Sunday	22/05/2017 Monday	23/05/2017 Tuesday	24/05/2017 Wednesday	25/05/2017 Thursday	26/05/2017 Friday	5 Day Ave	7 Day Ave
1	15	19	4	6	7	4	10	6	9
2	7	15	0	2	5	1	4	2	5
3	2	8	0	0	1	1	0	0	2
4	2	6	1	1	2	1	1	1	2
5	1	5	5	3	0	4	5	3	3
6	5	3	7	7	9	7	5	7	6
7	16	25	22	17	19	19	17	19	19
8	29	27	59	57	45	55	51	53	46
9	60	35	89	85	77	82	78	82	72
10	82	75	75	105	90	85	104	92	88
11	99	101	83	90	111	99	108	98	99
12	121	153	99	99	125	115	123	112	119
13	139	164	148	120	138	134	149	138	142
14	165	178	125	141	141	124	184	143	151
15	177	165	119	116	124	142	154	131	142
16	158	175	139	133	143	155	173	149	154
17	145	178	134	142	138	161	171	149	153
18	149	154	138	131	145	216	175	161	158
19	135	127	116	132	118	165	136	133	133
20	99	95	100	88	114	130	131	113	108
21	83	76	70	72	74	87	146	90	87
22	59	46	51	48	70	71	97	67	63
23	46	23	41	40	53	45	48	45	42
24	29	9	10	17	14	14	34	18	18
7-19	1459	1532	1324	1351	1395	1533	1606	1442	1457
6-22	1716	1774	1567	1576	1672	1840	1997	1730	1735
6-24	1791	1806	1618	1633	1739	1899	2079	1794	1795
0-24	1823	1862	1635	1652	1763	1917	2104	1814	1822



Faversham 6, Faversham Road

Produced by Streetwise Services Ltd.



Channel 1 - Eastbound

Average Speed

Week 1

Hr Ending	20/05/2017 Saturday	21/05/2017 Sunday	22/05/2017 Monday	23/05/2017 Tuesday	24/05/2017 Wednesday	25/05/2017 Thursday	26/05/2017 Friday
1	30.0	31.9	39.5	42.5	35.9	33.0	35.3
2	40.8	30.2	28.0	-	36.8	33.0	34.7
3	-	29.7	-	33.0	28.0	34.7	31.8
4	33.0	27.3	-	35.5	28.0	28.0	-
5	29.0	38.0	32.3	29.0	31.0	33.0	29.7
6	33.8	33.6	35.6	36.4	34.4	34.9	34.6
7	31.4	33.8	34.0	31.5	34.2	36.0	33.1
8	33.2	31.2	31.4	32.0	32.4	31.4	30.8
9	29.0	30.1	30.5	30.4	30.1	30.1	29.5
10	29.1	27.5	28.4	27.5	27.9	28.6	28.5
11	29.0	27.1	27.4	28.2	27.7	28.9	27.5
12	27.8	27.1	28.3	28.4	29.1	28.4	27.3
13	28.1	27.5	27.4	27.7	28.4	26.2	27.6
14	28.0	27.3	28.2	28.0	28.8	20.8	27.5
15	26.4	27.4	29.8	28.5	28.7	26.7	27.4
16	28.6	27.8	28.2	27.7	29.3	28.3	28.4
17	27.9	26.6	28.4	28.2	28.5	28.4	27.2
18	26.9	27.2	28.0	28.6	28.3	27.6	27.4
19	29.2	28.4	28.9	29.1	28.2	27.9	27.9
20	30.6	28.5	29.7	30.0	28.1	28.2	28.2
21	30.0	30.4	30.9	28.2	30.2	30.3	28.0
22	27.9	31.6	29.4	30.8	29.3	28.9	28.9
23	32.2	33.7	31.9	31.7	31.4	29.1	30.1
24	33.4	36.2	34.0	34.1	34.2	34.1	32.8

10-12	28.4	27.1	27.8	28.3	28.4	28.7	27.4
14-16	27.5	27.6	29.1	28.1	29.0	27.4	27.9
0-24	28.7	28.0	29.3	29.1	29.2	28.2	28.4

7 Day Ave 28.7

85th Percentile

Hr Ending	20/05/2017 Saturday	21/05/2017 Sunday	22/05/2017 Monday	23/05/2017 Tuesday	24/05/2017 Wednesday	25/05/2017 Thursday	26/05/2017 Friday
1	33.7	38.6	56.4	65.9	55.8	48.7	43.0
2	48.5	38.6	29.0	-	43.6	38.5	48.3
3	-	33.3	-	38.1	28.5	48.4	33.8
4	33.6	38.3	-	38.6	33.2	28.1	-
5	48.3	48.8	38.4	33.7	43.9	38.7	33.3
6	43.3	38.8	43.3	43.9	43.7	38.9	43.2
7	38.8	38.6	38.2	38.8	38.5	43.5	38.5
8	38.0	39.0	38.2	38.0	38.4	38.1	38.3
9	33.8	33.9	38.6	38.5	38.1	38.8	38.3
10	38.8	33.2	33.4	33.9	33.8	33.4	33.0
11	33.7	33.7	33.4	33.4	33.5	33.5	33.5
12	33.0	34.0	33.7	33.7	33.8	33.5	33.2
13	33.4	33.2	33.3	33.5	33.6	33.2	33.9
14	33.9	33.5	33.6	33.5	33.8	28.3	33.6
15	33.8	33.1	33.2	33.5	33.0	33.1	33.8
16	33.4	34.0	33.2	33.4	33.2	33.6	33.9
17	34.0	33.7	33.6	33.4	33.1	33.2	33.3
18	33.9	33.0	33.1	33.3	33.1	33.9	33.5
19	33.1	33.6	33.5	33.1	33.3	33.1	33.1
20	33.9	33.1	33.9	38.2	33.1	33.4	33.6
21	38.4	38.1	38.3	34.0	33.0	33.3	33.4
22	33.5	38.8	33.8	38.1	33.5	38.9	39.0
23	43.8	38.3	38.4	38.4	38.7	33.8	38.1
24	38.1	55.5	38.3	43.4	43.5	48.3	38.9

10-12	33.6	33.3	33.9	33.5	33.8	33.7	33.6
14-16	33.5	33.4	33.6	33.2	33.1	33.3	33.3
0-24	33.3	33.3	33.6	33.5	33.2	33.1	33.1

7 Day Ave 33.3

Faversham 6, Faversham Road

Produced by Streetwise Services Ltd.



Channel 2 - Westbound

Average Speed

Week 1

Hr Ending	20/05/2017 Saturday	21/05/2017 Sunday	22/05/2017 Monday	23/05/2017 Tuesday	24/05/2017 Wednesday	25/05/2017 Thursday	26/05/2017 Friday
1	34.0	33.5	36.8	41.3	30.9	39.9	35.5
2	42.3	30.8	-	33.0	37.0	33.0	35.5
3	35.5	35.5	-	-	38.0	43.0	-
4	43.0	35.5	33.0	38.0	35.5	38.0	38.0
5	33.0	42.5	34.0	33.0	-	33.0	37.0
6	38.0	41.3	40.9	39.8	39.9	38.0	38.0
7	36.1	35.6	33.7	34.2	33.3	34.8	37.0
8	37.2	35.3	35.5	36.1	34.9	38.2	36.6
9	32.8	32.9	33.6	34.3	35.2	34.1	31.5
10	30.5	30.2	31.1	31.0	32.2	32.2	31.3
11	30.5	30.0	29.4	31.6	30.5	32.0	31.7
12	31.4	29.8	30.1	29.8	31.0	30.6	31.3
13	31.6	28.7	28.8	30.9	30.0	30.4	31.0
14	30.1	30.3	31.3	30.0	31.0	23.3	30.6
15	29.2	30.5	31.9	30.8	31.2	30.4	31.2
16	29.0	28.3	30.5	30.8	29.6	32.1	30.6
17	30.1	28.9	31.7	30.0	31.0	30.7	31.3
18	28.9	30.2	30.9	30.3	30.6	31.3	30.8
19	31.1	31.0	30.5	32.1	31.1	31.0	30.9
20	31.4	31.4	33.4	31.0	29.4	29.7	29.5
21	30.7	32.4	31.9	32.8	32.0	32.2	31.0
22	30.2	33.2	32.2	32.6	32.8	32.5	30.1
23	34.9	33.7	33.2	33.9	33.3	30.0	32.0
24	36.4	33.0	36.8	37.1	35.1	31.2	37.0

10-12	31.0	29.9	29.8	30.6	30.8	31.2	31.5
14-16	29.1	29.3	31.1	30.8	30.4	31.3	30.9
0-24	30.8	30.4	31.4	31.5	31.3	31.0	31.3

7 Day Ave	31.1
-----------	------

85th Percentile

Hr Ending	20/05/2017 Saturday	21/05/2017 Sunday	22/05/2017 Monday	23/05/2017 Tuesday	24/05/2017 Wednesday	25/05/2017 Thursday	26/05/2017 Friday
1	48.5	38.6	43.5	48.4	33.9	56.2	43.5
2	65.7	43.5	-	38.7	48.7	33.4	38.3
3	44.0	38.7	-	-	38.4	43.0	-
4	48.1	43.9	33.1	38.3	38.7	38.2	38.9
5	33.0	55.9	43.1	38.4	-	43.2	38.3
6	48.3	43.3	48.2	55.9	48.1	48.5	48.3
7	38.5	43.3	38.0	38.9	38.8	38.4	38.2
8	43.9	43.2	43.7	43.1	43.7	48.1	43.3
9	38.5	38.5	43.5	38.6	43.5	38.3	38.0
10	38.4	38.2	38.6	38.3	38.2	38.6	38.7
11	38.8	38.6	38.2	38.1	38.2	38.8	38.8
12	38.8	38.4	38.5	33.2	38.3	38.5	38.3
13	38.7	38.9	38.7	38.1	38.8	38.2	38.7
14	38.7	38.5	38.8	38.4	38.1	33.9	38.4
15	39.0	38.2	38.4	39.0	38.5	38.4	38.8
16	33.3	33.7	38.9	38.5	38.8	38.3	38.7
17	38.5	33.7	38.7	33.5	38.8	38.8	38.4
18	38.4	38.6	38.1	39.0	38.3	38.2	38.1
19	38.7	38.8	38.6	38.2	39.0	38.4	38.4
20	38.2	38.2	38.7	38.4	38.8	38.2	38.3
21	38.4	38.8	38.0	43.4	38.7	38.9	38.7
22	38.5	43.2	38.4	43.3	43.9	38.6	38.3
23	43.8	44.0	38.4	38.5	43.9	38.4	43.8
24	48.5	38.1	48.3	43.1	43.4	33.4	48.2

10-12	38.4	38.1	39.0	38.5	38.1	38.9	38.6
14-16	38.5	38.8	38.8	39.0	39.0	38.6	39.0
0-24	38.2	38.4	38.7	38.6	38.8	38.9	38.2

7 Day Ave	38.5
-----------	------

Faversham 6, Faversham Road

Produced by Streetwise Services Ltd.

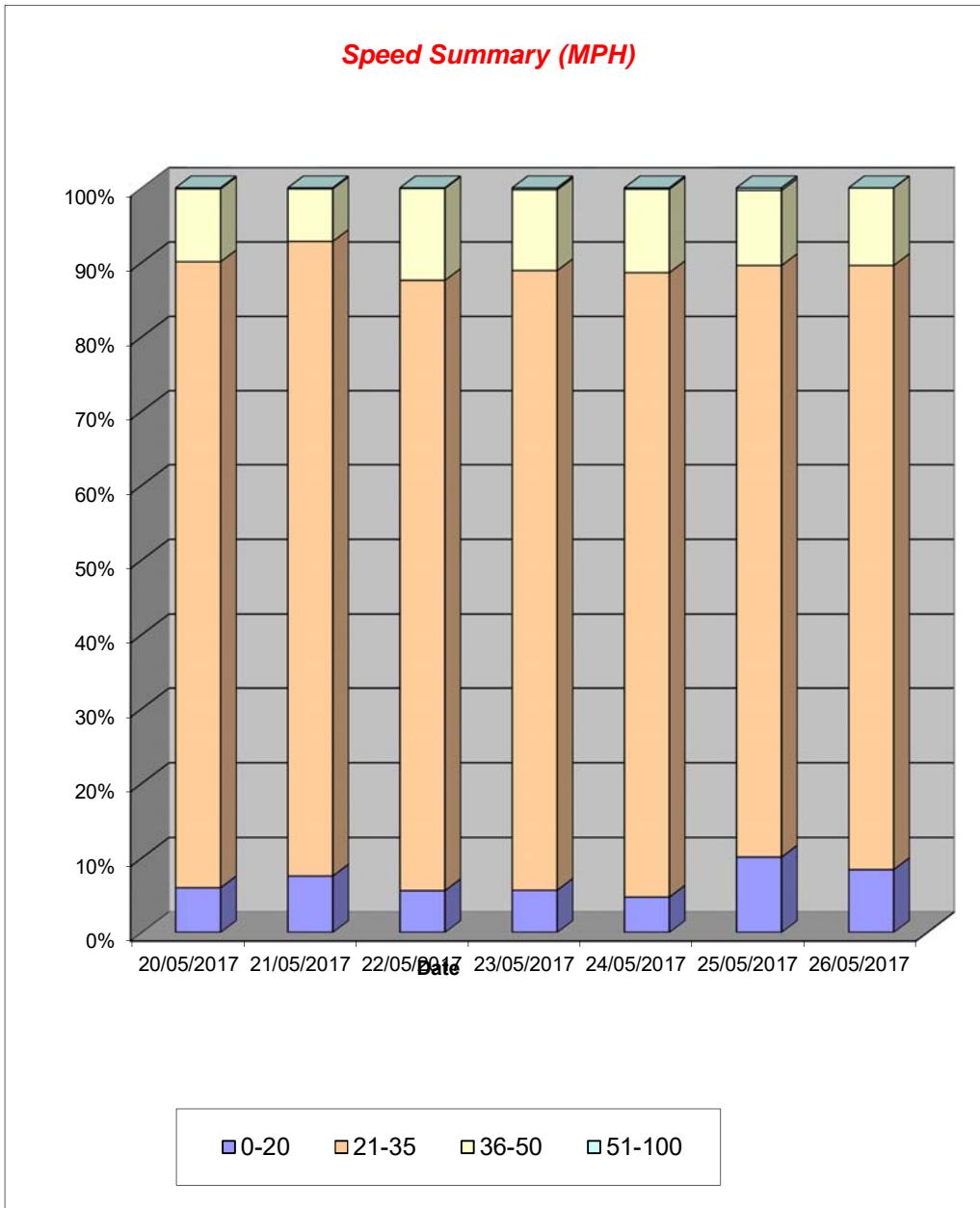


Channel 1 - Eastbound

Speed Summary

Week 1

Speed (MPH)	20/05/2017 Saturday	21/05/2017 Sunday	22/05/2017 Monday	23/05/2017 Tuesday	24/05/2017 Wednesday	25/05/2017 Thursday	26/05/2017 Friday
0-20	97	128	86	89	81	177	159
21-35	1363	1445	1260	1310	1435	1394	1533
36-50	159	120	190	171	192	177	197
51-100	2	2	1	4	3	6	0
TOTAL	1621	1695	1537	1574	1711	1754	1889



Faversham 6, Faversham Road

Produced by Streetwise Services Ltd.



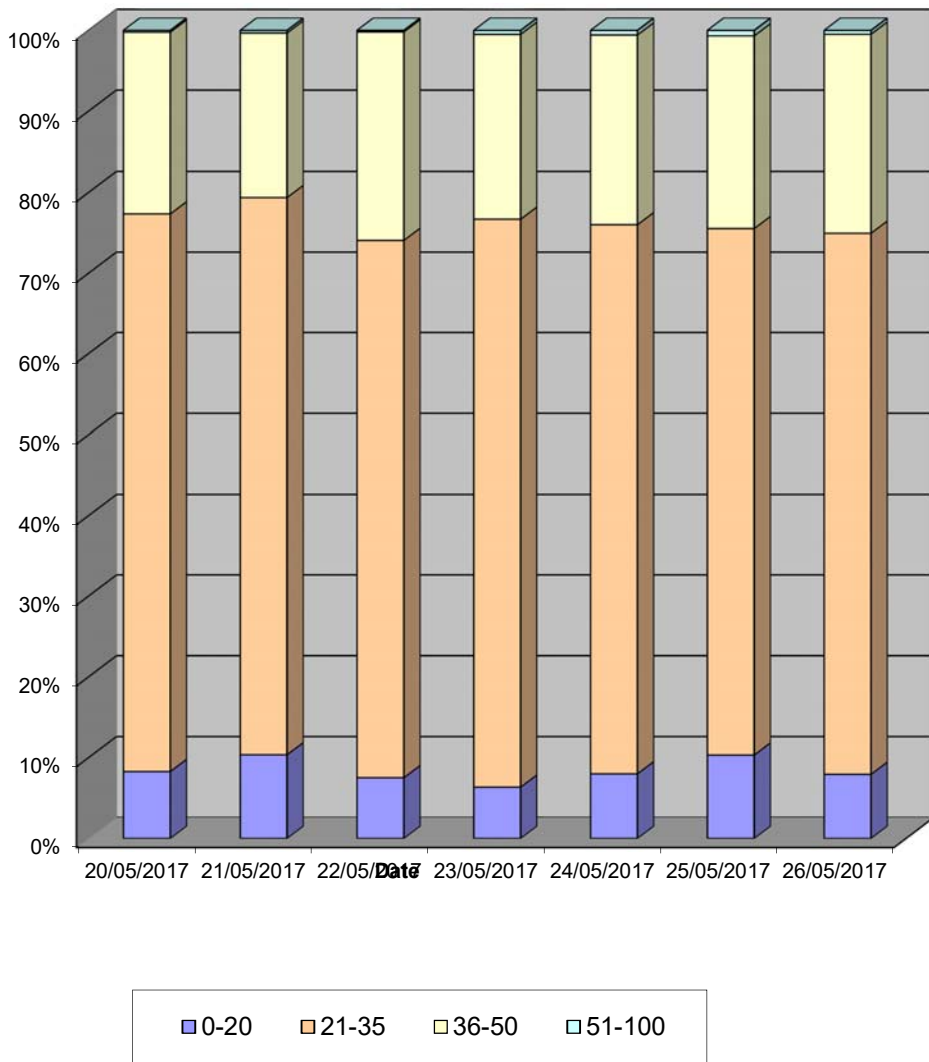
Channel 2 - Westbound

Speed Summary

Week 1

Speed (MPH)	20/05/2017 Saturday	21/05/2017 Sunday	22/05/2017 Monday	23/05/2017 Tuesday	24/05/2017 Wednesday	25/05/2017 Thursday	26/05/2017 Friday
0-20	151	193	123	105	141	198	167
21-35	1259	1285	1088	1162	1199	1250	1410
36-50	409	378	421	377	413	456	517
51-100	4	6	3	8	10	13	10
TOTAL	1823	1862	1635	1652	1763	1917	2104

Speed Summary (MPH)



Faversham 6, Faversham Road

Produced by Streetwise Services Ltd.



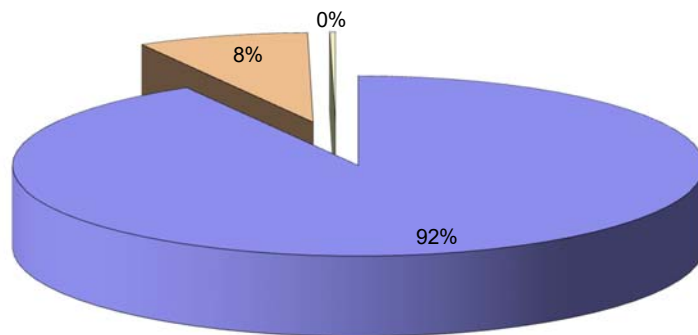
Channel 1 - Eastbound

Vehicle Class

Week 1

Day / Time	Classes	Car / LGV / Caravan - 1	OGV1 / Bus - 2,3,5,6,7,12	OGV2 - 4,8,9,10,11,13	TOTAL - 1-13
20/05/2017					
7-19		1259	82	2	1343
6-22		1427	96	2	1525
6-24		1484	97	2	1583
0-24		1520	99	2	1621
21/05/2017					
7-19		1362	61	10	1433
6-22		1533	75	10	1618
6-24		1554	76	10	1640
0-24		1606	79	10	1695
22/05/2017					
7-19		1153	118	1	1272
6-22		1329	137	2	1468
6-24		1358	137	2	1497
0-24		1395	140	2	1537
23/05/2017					
7-19		1143	134	2	1279
6-22		1340	152	3	1495
6-24		1383	153	3	1539
0-24		1416	155	3	1574
24/05/2017					
7-19		1224	137	5	1366
6-22		1449	155	6	1610
6-24		1503	155	6	1664
0-24		1543	162	6	1711
25/05/2017					
7-19		1293	125	5	1423
6-22		1519	141	5	1665
6-24		1563	141	5	1709
0-24		1601	148	5	1754
26/05/2017					
7-19		1378	138	3	1519
6-22		1619	153	3	1775
6-24		1674	157	3	1834
0-24		1726	160	3	1889
Average					
7-19		1259	114	4	1376
6-22		1459	130	4	1594
6-24		1503	131	4	1638
0-24		1544	135	4	1683

Total Vehicle Class Distribution



Faversham 6, Faversham Road

Produced by Streetwise Services Ltd.



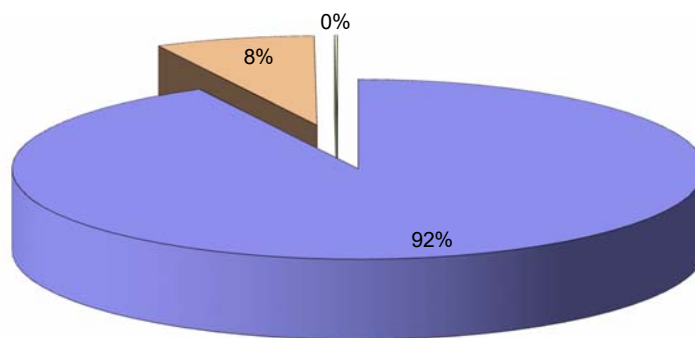
Channel 2 - Westbound

Vehicle Class

Week 1

Classes Day / Time	Car / LGV / Caravan - 1	OGV1 / Bus - 2,3,5,6,7,12	OGV2 - 4,8,9,10,11,13	TOTAL - 1-13
20/05/2017				
7-19	1373	81	5	1459
6-22	1616	95	5	1716
6-24	1688	98	5	1791
0-24	1717	101	5	1823
21/05/2017				
7-19	1452	76	4	1532
6-22	1677	93	4	1774
6-24	1707	95	4	1806
0-24	1757	101	4	1862
22/05/2017				
7-19	1200	123	1	1324
6-22	1432	134	1	1567
6-24	1479	138	1	1618
0-24	1493	141	1	1635
23/05/2017				
7-19	1223	128	0	1351
6-22	1431	145	0	1576
6-24	1485	148	0	1633
0-24	1500	152	0	1652
24/05/2017				
7-19	1261	133	1	1395
6-22	1520	150	2	1672
6-24	1584	153	2	1739
0-24	1601	160	2	1763
25/05/2017				
7-19	1411	120	2	1533
6-22	1699	139	2	1840
6-24	1755	142	2	1899
0-24	1769	146	2	1917
26/05/2017				
7-19	1483	120	3	1606
6-22	1854	140	3	1997
6-24	1933	143	3	2079
0-24	1952	149	3	2104
Average				
7-19	1343	112	2	1457
6-22	1604	128	2	1735
6-24	1662	131	2	1795
0-24	1684	136	2	1822

Total Vehicle Class Distribution



CT

	5 days	two way		
Average				
0-24	3199	303	5	3507

Faversham 6, Faversham Road

Produced by Streetwise Services Ltd.



Channel 1 - Eastbound

	20/05/2017 Saturday	21/05/2017 Sunday	22/05/2017 Monday	23/05/2017 Tuesday	24/05/2017 Wednesday	25/05/2017 Thursday	26/05/2017 Friday	5-DAY MEAN	7-DAY MEAN
0000-2400 Vehicle Flow	1621	1695	1537	1574	1711	1754	1889	1693	1683
Mean Speed	28.7	28.0	29.3	29.1	29.2	28.2	28.4	28.8	28.7
85%ile Speed	33.3	33.3	33.6	33.5	33.2	33.1	33.1	33.3	33.3
No. Vehicles > 30 MPH Limit	573	515	611	603	648	586	660	622	599
% Vehicles > 30 MPH Limit	35.3	30.4	39.8	38.3	37.9	33.4	34.9	36.9	35.7
No. Vehicles > 45 MPH	15	11	8	19	15	16	12	14	14
% Vehicles > 45 MPH	0.9	0.6	0.5	1.2	0.9	0.9	0.6	0.8	0.8

Channel 2 - Westbound

	20/05/2017 Saturday	21/05/2017 Sunday	22/05/2017 Monday	23/05/2017 Tuesday	24/05/2017 Wednesday	25/05/2017 Thursday	26/05/2017 Friday	5-DAY MEAN	7-DAY MEAN
0000-2400 Vehicle Flow	1823	1862	1635	1652	1763	1917	2104	1814	1822
Mean Speed	30.8	30.4	31.4	31.5	31.3	31.0	31.3	31.3	31.1
85%ile Speed	38.2	38.4	38.7	38.6	38.8	38.9	38.2	38.6	38.5
No. Vehicles > 30 MPH Limit	1018	1010	989	969	1060	1116	1246	1076	1058
% Vehicles > 30 MPH Limit	55.8	54.2	60.5	58.7	60.1	58.2	59.2	59.3	58.1
No. Vehicles > 45 MPH	31	27	27	34	36	42	41	36	34
% Vehicles > 45 MPH	1.7	1.5	1.7	2.1	2.0	2.2	1.9	2.0	1.9

Channels 1+2 - Eastbound & Westbound

	20/05/2017 Saturday	21/05/2017 Sunday	22/05/2017 Monday	23/05/2017 Tuesday	24/05/2017 Wednesday	25/05/2017 Thursday	26/05/2017 Friday	5-DAY MEAN	7-DAY MEAN
0000-2400 Vehicle Flow	3444	3557	3172	3226	3474	3671	3993	3507	3505
Mean Speed	29.8	29.2	30.4	30.3	30.3	29.6	29.9	30.1	29.9
85%ile Speed	35.8	35.9	36.1	36.0	36.0	36.0	35.6	36.0	35.9
No. Vehicles > 30 MPH Limit	1591	1525	1600	1572	1708	1702	1906	1698	1658
% Vehicles > 30 MPH Limit	46.2	42.9	50.4	48.7	49.2	46.4	47.7	48.5	47.4
No. Vehicles > 45 MPH	46	38	35	53	51	58	53	50	48
% Vehicles > 45 MPH	1.3	1.1	1.1	1.6	1.5	1.6	1.3	1.4	1.4

Faversham 6, Faversham Road

Produced by Streetwise Services Ltd.



Channel 1 - Eastbound

	20/05/2017 Saturday	21/05/2017 Sunday	22/05/2017 Monday	23/05/2017 Tuesday	24/05/2017 Wednesday	25/05/2017 Thursday	26/05/2017 Friday	5-DAY MEAN	7-DAY MEAN
Vehicle Flow	1225	1322	1102	1135	1284	1312	1405	1248	1255
Mean Speed	30.4	30.3	30.7	30.9	30.5	30.0	30.0	30.4	30.4
85%ile Speed	37.2	37.4	36.4	37.8	36.8	36.7	36.4	36.8	37.0
No. Vehicles > 30 MPH Limit	436	394	431	412	466	414	488	442	434
% Vehicles > 30 MPH Limit	35.6	29.8	39.1	36.3	36.3	31.6	34.7	35.6	34.8
No. Vehicles > 45 MPH	13	7	7	13	12	11	11	11	11
% Vehicles > 45 MPH	1.1	0.5	0.6	1.1	0.9	0.8	0.8	0.9	0.8

Channel 2 - Westbound

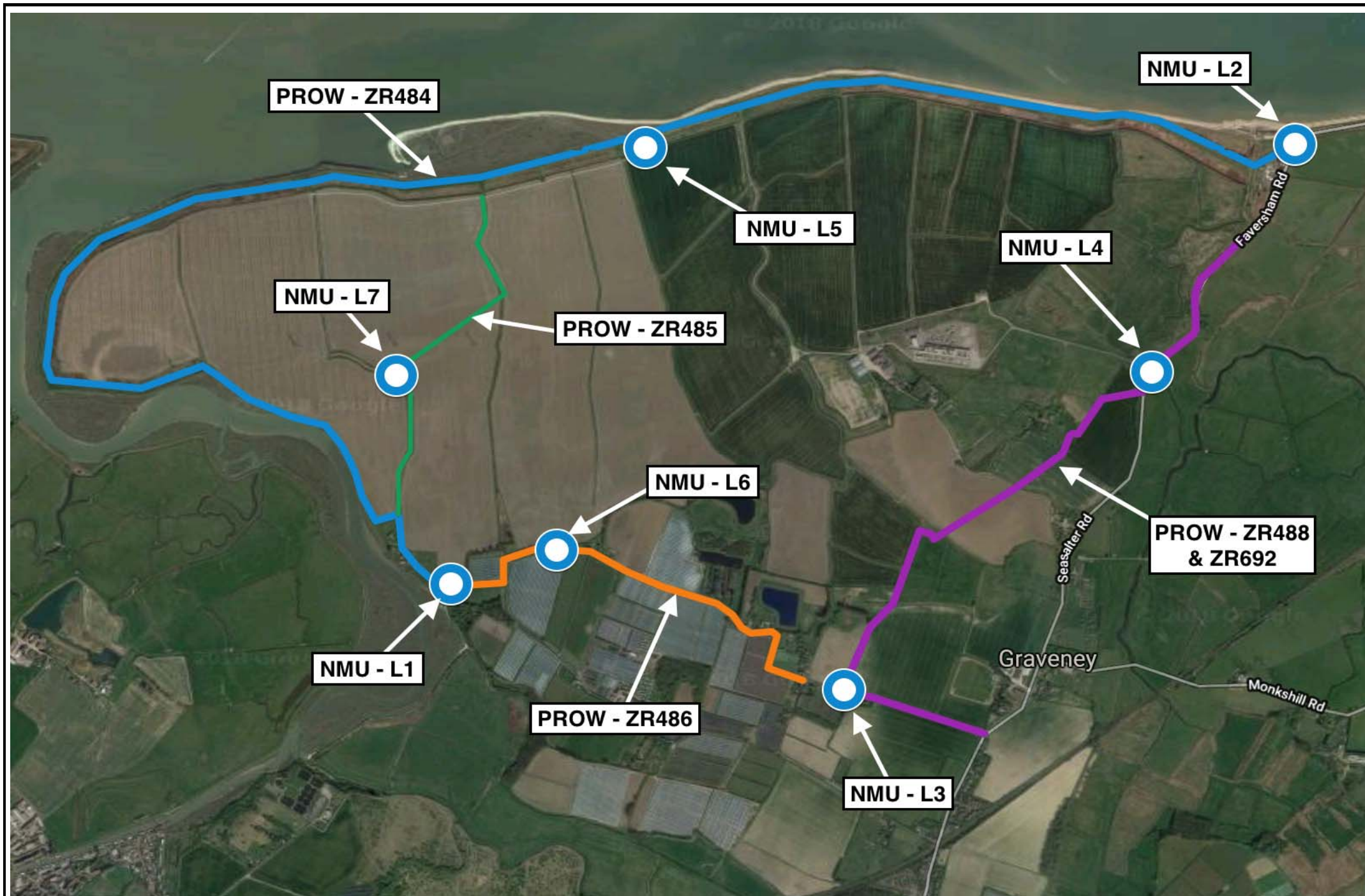
	20/05/2017 Saturday	21/05/2017 Sunday	22/05/2017 Monday	23/05/2017 Tuesday	24/05/2017 Wednesday	25/05/2017 Thursday	26/05/2017 Friday	5-DAY MEAN	7-DAY MEAN
Vehicle Flow	1440	1468	1215	1237	1358	1403	1629	1368	1393
Mean Speed	33.4	32.9	32.8	33.4	32.8	32.9	33.1	33.0	33.0
85%ile Speed	41.9	40.6	39.8	40.4	40.2	39.6	40.1	40.0	40.4
No. Vehicles > 30 MPH Limit	808	800	707	716	790	790	955	792	795
% Vehicles > 30 MPH Limit	56.1	54.5	58.2	57.9	58.2	56.3	58.6	57.8	57.1
No. Vehicles > 45 MPH	25	22	20	27	25	28	29	26	25
% Vehicles > 45 MPH	1.7	1.5	1.6	2.2	1.8	2.0	1.8	1.9	1.8

Channels 1+2 - Eastbound & Westbound

	20/05/2017 Saturday	21/05/2017 Sunday	22/05/2017 Monday	23/05/2017 Tuesday	24/05/2017 Wednesday	25/05/2017 Thursday	26/05/2017 Friday	5-DAY MEAN	7-DAY MEAN
Vehicle Flow	2665	2790	2317	2372	2642	2715	3034	2616	2648
Mean Speed	31.9	31.6	31.7	32.1	31.7	31.4	31.5	31.7	31.7
85%ile Speed	39.6	39.0	38.1	39.1	38.5	38.1	38.2	38.4	38.7
No. Vehicles > 30 MPH Limit	1244	1194	1138	1128	1256	1204	1443	1234	1230
% Vehicles > 30 MPH Limit	46.7	42.8	49.1	47.6	47.5	44.3	47.6	47.2	46.5
No. Vehicles > 45 MPH	38	29	27	40	37	39	40	37	36
% Vehicles > 45 MPH	1.4	1.0	1.2	1.7	1.4	1.4	1.3	1.4	1.4

Note: All figures are based on data from the hours 0000-0700, 0900-1600 & 1800-2400.

APPENDIX B
NMU Survey Results – July 2018



NMU Pedestrian Surveys
 Friday 13th and Saturday 14th July 2018

July 2018

Site 1 - Friday 13th July 2018

Time	Direction 1 - Northbound									Direction 2 - Southbound									
	OAP		Adults		Children 12-16		Children under 11		NB Total	OAP		Adults		Children 12-16		Children under 11		SB Total	Overall Total
	Walking	Cycle	Walking	Cycle	Walking	Cycle	Walking	Cycle		Walking	Cycle	Walking	Cycle	Walking	Cycle	Walking	Cycle		
7.00-7.15									0									0	0
7.15-7.30									0			1						1	1
7.30-7.45									0									0	0
7.45-8.00									0									0	0
8.00-8.15									0									0	0
8.15-8.30									0			1						1	1
8.30-8.45									0			1						1	1
8.45-9.00									0									0	0
9.00-9.15			1						1									0	1
9.15-9.30									0									0	0
9.30-9.45									0			1						1	1
9.45-10.00									0									0	0
10.00-10.15									0									0	0
10.15-10.30									0									0	0
10.30-10.45	3								3			2						2	5
10.45-11.00	2								2									0	2
11.00-11.15									0									0	0
11.15-11.30									0									0	0
11.30-11.45	3								3									0	3
11.45-12.00									0									0	0
12.00-12.15									0			2						2	2
12.15-12.30									0									0	0
12.30-12.45									0									0	0
12.45-13.00			2	2					4									0	4
13.00-13.15									0			2						2	2
13.15-13.30			1						1									0	1
13.30-13.45									0									0	0
13.45-14.00									0									0	0
14.00-14.15									0									0	0
14.15-14.30			1						1									0	1
14.30-14.45									0			1						1	1
14.45-15.00									0			1						1	1
15.00-15.15									0									0	0
15.15-15.30									0									0	0
15.30-15.45			2						2									0	2
15.45-16.00					1	1			2			1						1	3
16.00-16.15									0			1						1	1
16.15-16.30									0									0	0
16.30-16.45	2								2									0	2
16.45-17.00	2								2									0	2
17.00-17.15									0									0	0
17.15-17.30			2						2			1						1	3
17.30-17.45			2						2									0	2
17.45-18.00									0									0	0
18.00-18.15									0									0	0
18.15-18.30									0			1						1	1
18.30-18.45									0			2						2	2
18.45-19.00				1					1									0	1
Total	12	0	11	3	1	1	0	0	28	0	0	15	3	0	0	0	0	18	46

Site 1 - Saturday 14th July 2018

Time	Direction 1 - Northbound									Direction 2 - Southbound									
	OAP		Adults		Children 12-16		Children under 11		NB Total	OAP		Adults		Children 12-16		Children under 11		SB Total	Overall Total
	Walking	Cycle	Walking	Cycle	Walking	Cycle	Walking	Cycle		Walking	Cycle	Walking	Cycle	Walking	Cycle	Walking	Cycle		
7.00-7.15									0									0	0
7.15-7.30									0									0	0
7.30-7.45									0									0	0
7.45-8.00	1								1									0	1
8.00-8.15	1								1									0	1
8.15-8.30									0									0	0
8.30-8.45									0									0	0
8.45-9.00			1						1			2						2	3
9.00-9.15									0			1	1					2	2
9.15-9.30	2								2	1		2						3	5
9.30-9.45									0									0	0
9.45-10.00									0	1								1	1
10.00-10.15				1					1			2						2	3
10.15-10.30	1								1									0	1
10.30-10.45	2								2									0	2
10.45-11.00									0									0	0
11.00-11.15	6		2						8	2		2						4	12
11.15-11.30									0			2						2	2
11.30-11.45			2						2			2						2	4
11.45-12.00			2						2									0	2
12.00-12.15			2						2									0	2
12.15-12.30									0									0	0
12.30-12.45	1			1					2	1		2						3	5
12.45-13.00	2								2									0	2
Total	16	0	9	2	0	0	0	0	27	5	0	9	7	0	0	0	0	21	48

Site 2 - Friday 13th July 2018

Time	Direction 1 - Northbound									Direction 2 - Southbound									
	OAP		Adults		Children 12-16		Children under 11		NB Total	OAP		Adults		Children 12-16		Children under 11		SB Total	Overall Total
	Walking	Cycle	Walking	Cycle	Walking	Cycle	Walking	Cycle		Walking	Cycle	Walking	Cycle	Walking	Cycle	Walking	Cycle		
7.00-7.15	1								1									0	1
7.15-7.30									0	1								1	1
7.30-7.45									0									0	0
7.45-8.00									0									0	0
8.00-8.15									0									0	0
8.15-8.30									0			1						1	1
8.30-8.45			1						1			1						1	2
8.45-9.00									0									0	0
9.00-9.15									0									0	0
9.15-9.30									0	1								1	1
9.30-9.45									0			1	1					2	2
9.45-10.00									0			3						3	3
10.00-10.15									0			3						3	3
10.15-10.30									0			2						2	2
10.30-10.45									0			1						1	1
10.45-11.00	2								2			1						1	3
11.00-11.15	4								4									0	4
11.15-11.30	2								2	1								1	3
11.30-11.45	1								1	2								2	3
11.45-12.00			5						5	1		6						7	12
12.00-12.15	2								2									0	2
12.15-12.30	1		2						3	1								1	4
12.30-12.45									0	3								3	3
12.45-13.00									0	2								2	2
13.00-13.15			2						2	1								1	3
13.15-13.30									0			2						2	2
13.30-13.45			3						3	2		2						4	7
13.45-14.00									0									0	0
14.00-14.15	2								2	1		1						2	4
14.15-14.30									0			2						2	2
14.30-14.45	1		2						3	1								1	4
14.45-15.00	2								2	2								2	4
15.00-15.15	1								1									0	1
15.15-15.30	2								2			2						2	4
15.30-15.45			7						7	5								5	12
15.45-16.00			2						2									0	2
16.00-16.15	1		5						6									0	6
16.15-16.30	5		3						8									0	8
16.30-16.45									0	2		1						3	3
16.45-17.00									0	4		1						5	5
17.00-17.15									0	1								1	1
17.15-17.30	2								2									0	2
17.30-17.45	2								2			1						1	3
17.45-18.00			1				1		2									0	2
18.00-18.15	1								1	1		1				2		4	5
18.15-18.30									0			1						1	1
18.30-18.45	1								1			2						2	3
18.45-19.00			2						2	3		1						4	6
Total	33	0	35	0	0	0	1	0	69	35	0	36	1	0	0	2	0	74	143

Site 2 - Saturday 14th July 2018

Time	Direction 1 - Northbound									Direction 2 - Southbound									
	OAP		Adults		Children 12-16		Children under 11		NB Total	OAP		Adults		Children 12-16		Children under 11		SB Total	Overall Total
	Walking	Cycle	Walking	Cycle	Walking	Cycle	Walking	Cycle		Walking	Cycle	Walking	Cycle	Walking	Cycle	Walking	Cycle		
7.00-7.15									0			1						1	1
7.15-7.30	1			1					2	1								1	3
7.30-7.45									0									0	0
7.45-8.00			1						1									0	1
8.00-8.15									0	1		1						2	2
8.15-8.30			1						1		2							2	3
8.30-8.45									0			1						1	1
8.45-9.00									0		2							2	2
9.00-9.15									0									0	0
9.15-9.30			1						1									0	1
9.30-9.45	2								2	2	1							3	5
9.45-10.00	2								2		1							1	3
10.00-10.15			2						2	1								1	3
10.15-10.30			2						2		5							5	7
10.30-10.45	1								1	2		2						4	5
10.45-11.00			1						1									0	1
11.00-11.15	2		2						4	1								1	5
11.15-11.30									0	2	2							4	4
11.30-11.45									0	1	2							3	3
11.45-12.00			2						2		3	2						5	7
12.00-12.15	2								2		3							3	5
12.15-12.30	4		3						7	1								1	8
12.30-12.45	2								2	3	1							4	6
12.45-13.00	2								2				2					2	4
Total	18	0	15	1	0	0	0	0	34	15	0	24	5	2	0	0	0	46	80

Site 4 - Friday 13th July 2018

Time	Direction 1 - Northbound									Direction 2 - Southbound									
	OAP		Adults		Children 12-16		Children under 11		NB Total	OAP		Adults		Children 12-16		Children under 11		SB Total	Overall Total
	Walking	Cycle	Walking	Cycle	Walking	Cycle	Walking	Cycle		Walking	Cycle	Walking	Cycle	Walking	Cycle	Walking	Cycle		
7.00-7.15				1					1									0	1
7.15-7.30									0									0	0
7.30-7.45				1					1									0	1
7.45-8.00				1					1									0	1
8.00-8.15		2							2									0	2
8.15-8.30									0									0	0
8.30-8.45				1					1			1						1	2
8.45-9.00									0									0	0
9.00-9.15									0									0	0
9.15-9.30				1					1									0	1
9.30-9.45									0									0	0
9.45-10.00									0									0	0
10.00-10.15									0									0	0
10.15-10.30									0			1						1	1
10.30-10.45		1							1									0	1
10.45-11.00		1							1									0	1
11.00-11.15									0									0	0
11.15-11.30									0									0	0
11.30-11.45		1							1			2						2	3
11.45-12.00									0									0	0
12.00-12.15									0									0	0
12.15-12.30									0									0	0
12.30-12.45									0									0	0
12.45-13.00			4	2					6									0	6
13.00-13.15			2	1					3									0	3
13.15-13.30									0			2						2	2
13.30-13.45									0									0	0
13.45-14.00									0									0	0
14.00-14.15									0		1							1	1
14.15-14.30									0									0	0
14.30-14.45									0									0	0
14.45-15.00									0									0	0
15.00-15.15									0									0	0
15.15-15.30									0									0	0
15.30-15.45									0			1						1	1
15.45-16.00									0	1								1	1
16.00-16.15									0									0	0
16.15-16.30									0				1					1	1
16.30-16.45				1					1									0	1
16.45-17.00									0									0	0
17.00-17.15				1					1									0	1
17.15-17.30									0									0	0
17.30-17.45									0									0	0
17.45-18.00									0									0	0
18.00-18.15									0									0	0
18.15-18.30		1		1					2									0	2
18.30-18.45									0									0	0
18.45-19.00									0									0	0
Total	0	6	6	11	0	0	0	0	23	1	1	2	6	0	0	0	0	10	33

Cyclist from 8.30 - 8.45 From Field
Walker from 15.30 - 15.45 From Field

Site 4 - Saturday 14th July 2018

Time	Direction 1 - Northbound									Direction 2 - Southbound									
	OAP		Adults		Children 12-16		Children under 11		NB Total	OAP		Adults		Children 12-16		Children under 11		SB Total	Overall Total
	Walking	Cycle	Walking	Cycle	Walking	Cycle	Walking	Cycle		Walking	Cycle	Walking	Cycle	Walking	Cycle	Walking	Cycle		
7.00-7.15									0				4					4	4
7.15-7.30				1					1									0	1
7.30-7.45		1							1									0	1
7.45-8.00		1							1									0	1
8.00-8.15				2					2		2							2	4
8.15-8.30				2					2			2						2	4
8.30-8.45				1					1									0	1
8.45-9.00	2								2									0	2
9.00-9.15									0			1						1	1
9.15-9.30									0									0	0
9.30-9.45				1					1									0	1
9.45-10.00				1					1					1				1	2
10.00-10.15				5					5									0	5
10.15-10.30				2					2			1						1	3
10.30-10.45									0			3						3	3
10.45-11.00									0	2								2	2
11.00-11.15		1		1					2			2						2	4
11.15-11.30									0			2						2	2
11.30-11.45									0			2						2	2
11.45-12.00									0									0	0
12.00-12.15				2					2									0	2
12.15-12.30									0			3						3	3
12.30-12.45									0			1						1	1
12.45-13.00									0			1						1	1
Total	2	3	0	18	0	0	0	0	23	2	2	0	22	0	1	0	0	27	50

ped cycle all
4 46
92%

ped cycle all
9 24 33
73%

Site 5 - Saturday 14th July 2018

Time	Direction 1 - Eastbound									Direction 2 - Westbound									
	OAP		Adults		Children 12-16		Children under 11		EB Total	OAP		Adults		Children 12-16		Children under 11		WB Total	Overall Total
	Walking	Cycle	Walking	Cycle	Walking	Cycle	Walking	Cycle		Walking	Cycle	Walking	Cycle	Walking	Cycle	Walking	Cycle		
7.00-7.15									0									0	0
7.15-7.30									0									0	0
7.30-7.45									0									0	0
7.45-8.00									0									0	0
8.00-8.15									0									0	0
8.15-8.30									0									0	0
8.30-8.45									0									0	0
8.45-9.00									0									0	0
9.00-9.15									0									0	0
9.15-9.30									0									0	0
9.30-9.45									0									0	0
9.45-10.00									0									0	0
10.00-10.15									0									0	0
10.15-10.30									0									0	0
10.30-10.45	2								2	1								1	3
10.45-11.00									0			2						2	2
11.00-11.15									0									0	0
11.15-11.30									0	1		1						2	2
11.30-11.45									0			2						2	2
11.45-12.00	2								2			2						2	4
12.00-12.15	1		2						3				2					2	5
12.15-12.30	3		1						4									0	4
12.30-12.45	2		1						3									0	3
12.45-13.00									0									0	0
Total	10	0	4	0	0	0	0	0	14	2	0	7	2	0	0	0	0	11	25

Site 6 - Friday 13th July 2018

Time	Direction 1 - Eastbound									Direction 2 - Westbound									
	OAP		Adults		Children 12-16		Children under 11		EB Total	OAP		Adults		Children 12-16		Children under 11		WB Total	Overall Total
	Walking	Cycle	Walking	Cycle	Walking	Cycle	Walking	Cycle		Walking	Cycle	Walking	Cycle	Walking	Cycle	Walking	Cycle		
7.00-7.15									0	1								1	1
7.15-7.30									0									0	0
7.30-7.45									0									0	0
7.45-8.00									0									0	0
8.00-8.15	1								1			1						1	2
8.15-8.30									0									0	0
8.30-8.45									0									0	0
8.45-9.00									0									0	0
9.00-9.15									0									0	0
9.15-9.30									0									0	0
9.30-9.45									0									0	0
9.45-10.00									0			12						12	12
10.00-10.15									0									0	0
10.15-10.30									0									0	0
10.30-10.45									0									0	0
10.45-11.00									0									0	0
11.00-11.15									0									0	0
11.15-11.30									0	3								3	3
11.30-11.45									0									0	0
11.45-12.00			1						1									0	1
12.00-12.15									0									0	0
12.15-12.30									0									0	0
12.30-12.45									0									0	0
12.45-13.00									0									0	0
13.00-13.15									0									0	0
13.15-13.30									0									0	0
13.30-13.45									0									0	0
13.45-14.00									0									0	0
14.00-14.15									0									0	0
14.15-14.30									0									0	0
14.30-14.45									0									0	0
14.45-15.00									0									0	0
15.00-15.15									0									0	0
15.15-15.30									0									0	0
15.30-15.45									0									0	0
15.45-16.00									0			1						1	1
16.00-16.15									0									0	0
16.15-16.30									0									0	0
16.30-16.45									0									0	0
16.45-17.00									0									0	0
17.00-17.15									0									0	0
17.15-17.30									0									0	0
17.30-17.45									0									0	0
17.45-18.00									0									0	0
18.00-18.15									0									0	0
18.15-18.30									0									0	0
18.30-18.45									0									0	0
18.45-19.00									0									0	0
Total	1	0	1	0	0	0	0	0	2	4	0	14	0	0	0	0	0	18	20

Site 6 - Saturday 14th July 2018

Time	Direction 1 - Eastbound									Direction 2 - Westbound									
	OAP		Adults		Children 12-16		Children under 11		EB Total	OAP		Adults		Children 12-16		Children under 11		WB Total	Overall Total
	Walking	Cycle	Walking	Cycle	Walking	Cycle	Walking	Cycle		Walking	Cycle	Walking	Cycle	Walking	Cycle	Walking	Cycle		
7.00-7.15									0									0	0
7.15-7.30									0									0	0
7.30-7.45									0									0	0
7.45-8.00									0	1								1	1
8.00-8.15									0									0	0
8.15-8.30	1								1									0	1
8.30-8.45									0									0	0
8.45-9.00									0									0	0
9.00-9.15									0									0	0
9.15-9.30			1						1									0	1
9.30-9.45									0									0	0
9.45-10.00									0									0	0
10.00-10.15									0									0	0
10.15-10.30									0									0	0
10.30-10.45									0									0	0
10.45-11.00									0									0	0
11.00-11.15									0									0	0
11.15-11.30									0									0	0
11.30-11.45									0									0	0
11.45-12.00									0									0	0
12.00-12.15									0									0	0
12.15-12.30									0									0	0
12.30-12.45									0									0	0
12.45-13.00									0									0	0
Total	1	0	1	0	0	0	0	0	2	1	0	0	0	0	0	0	0	1	3

Site 7 - Friday 13th July 2018

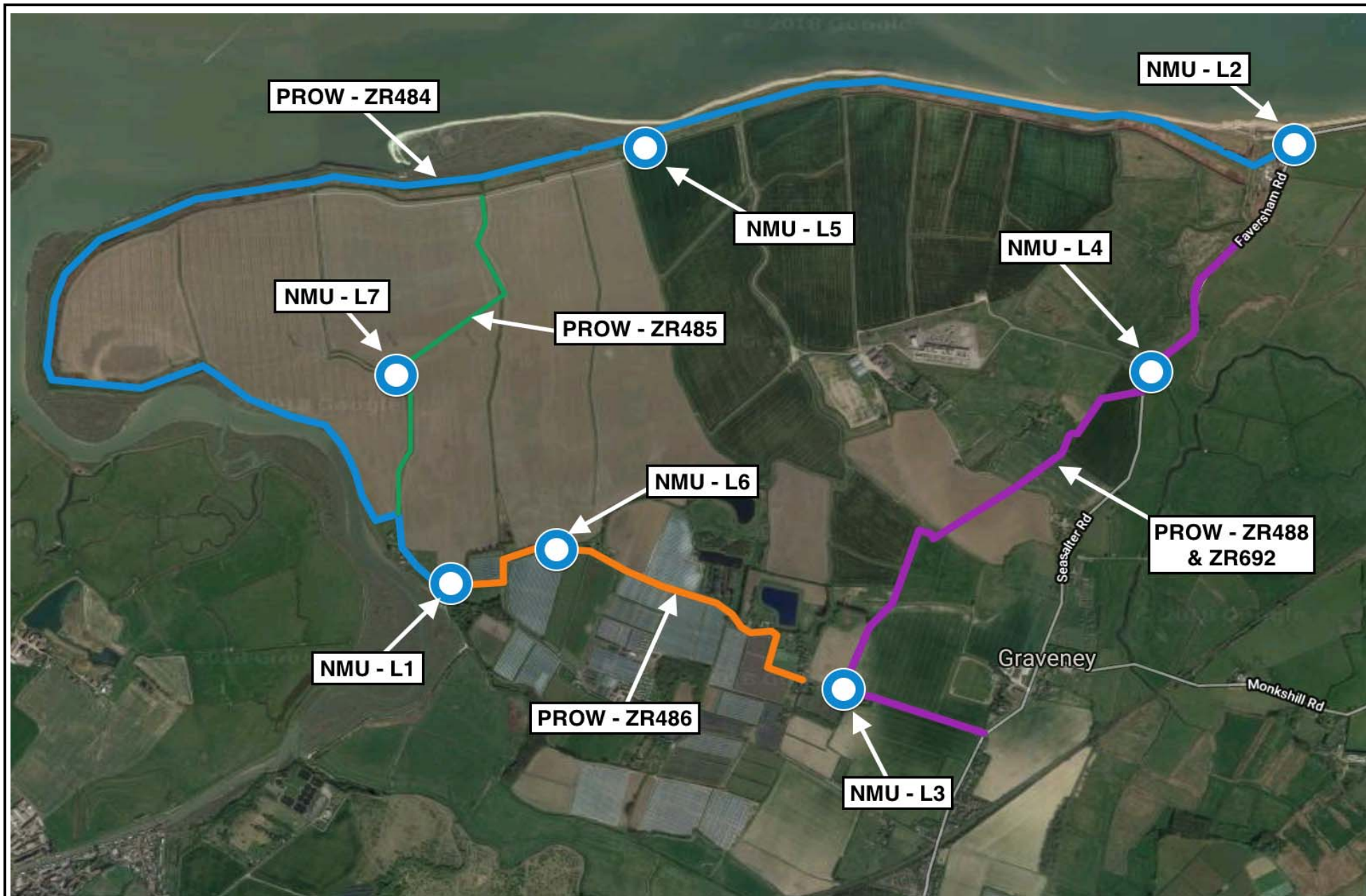
Time	Direction 1 - Northbound									Direction 2 - Southbound									
	OAP		Adults		Children 12-16		Children under 11		NB Total	OAP		Adults		Children 12-16		Children under 11		SB Total	Overall Total
	Walking	Cycle	Walking	Cycle	Walking	Cycle	Walking	Cycle		Walking	Cycle	Walking	Cycle	Walking	Cycle	Walking	Cycle		
7.00-7.15			2						2			2						2	4
7.15-7.30									0									0	0
7.30-7.45									0									0	0
7.45-8.00									0									0	0
8.00-8.15									0									0	0
8.15-8.30									0									0	0
8.30-8.45									0									0	0
8.45-9.00									0									0	0
9.00-9.15									0									0	0
9.15-9.30									0									0	0
9.30-9.45									0									0	0
9.45-10.00									0									0	0
10.00-10.15									0		1							1	1
10.15-10.30									0			1						1	1
10.30-10.45									0									0	0
10.45-11.00	3								3									0	3
11.00-11.15	3								3									0	3
11.15-11.30									0									0	0
11.30-11.45									0									0	0
11.45-12.00									0									0	0
12.00-12.15									0									0	0
12.15-12.30									0									0	0
12.30-12.45									0									0	0
12.45-13.00									0									0	0
13.00-13.15									0									0	0
13.15-13.30									0									0	0
13.30-13.45									0									0	0
13.45-14.00									0									0	0
14.00-14.15									0									0	0
14.15-14.30			1						1									0	1
14.30-14.45									0		1							1	1
14.45-15.00									0									0	0
15.00-15.15									0									0	0
15.15-15.30									0									0	0
15.30-15.45									0									0	0
15.45-16.00									0									0	0
16.00-16.15									0									0	0
16.15-16.30									0									0	0
16.30-16.45									0									0	0
16.45-17.00									0									0	0
17.00-17.15									0									0	0
17.15-17.30									0									0	0
17.30-17.45			2						2									0	2
17.45-18.00									0									0	0
18.00-18.15									0									0	0
18.15-18.30									0		2							2	2
18.30-18.45									0									0	0
18.45-19.00									0									0	0
Total	6	0	5	0	0	0	0	0	11	0	1	5	1	0	0	0	0	7	18

10:04 - Car Northbound

Site 7 - Saturday 14th July 2018

Time	Direction 1 - Northbound									Direction 2 - Southbound									
	OAP		Adults		Children 12-16		Children under 11		NB Total	OAP		Adults		Children 12-16		Children under 11		SB Total	Overall Total
	Walking	Cycle	Walking	Cycle	Walking	Cycle	Walking	Cycle		Walking	Cycle	Walking	Cycle	Walking	Cycle	Walking	Cycle		
7.00-7.15									0									0	0
7.15-7.30									0									0	0
7.30-7.45									0									0	0
7.45-8.00	1								1									0	1
8.00-8.15									0									0	0
8.15-8.30									0									0	0
8.30-8.45									0									0	0
8.45-9.00			1						1			1						1	2
9.00-9.15									0	2		1	1					4	4
9.15-9.30									0									0	0
9.30-9.45									0	1								1	1
9.45-10.00									0			1						1	1
10.00-10.15									0				1					1	1
10.15-10.30									0									0	0
10.30-10.45									0									0	0
10.45-11.00									0									0	0
11.00-11.15									0			1	2					3	3
11.15-11.30	1		1						2									0	2
11.30-11.45									0									0	0
11.45-12.00			3						3									0	3
12.00-12.15			2						2									0	2
12.15-12.30									0									0	0
12.30-12.45									0									0	0
12.45-13.00									0									0	0
Total	2	0	7	0	0	0	0	0	9	3	0	4	4	0	0	0	0	11	20

APPENDIX C
NMU Survey Results – August 2018



NMU Pedestrian Surveys
 Friday 10th and Saturday 11th August 2018

August 2018

Site 1 - Friday 10th August 2018

Time	Direction 1 - Northbound										Direction 2 - Southbound								
	OAP		Adults		Children 12-16		Children under 11		NB Total	OAP		Adults		Children 12-16		Children under 11		SB Total	Overall Total
	Walking	Cycle	Walking	Cycle	Walking	Cycle	Walking	Cycle		Walking	Cycle	Walking	Cycle	Walking	Cycle	Walking	Cycle		
7.00-7.15									0									0	0
7.15-7.30									0									0	0
7.30-7.45									0			1						1	1
7.45-8.00									0									0	0
8.00-8.15									0									0	0
8.15-8.30									0									0	0
8.30-8.45									0									0	0
8.45-9.00									0									0	0
9.00-9.15									0									0	0
9.15-9.30									0									0	0
9.30-9.45			1	4					5			1						1	6
9.45-10.00									0									0	0
10.00-10.15			2						2									0	2
10.15-10.30			2						2			2						2	4
10.30-10.45			1						1			1						1	2
10.45-11.00									0			1						1	1
11.00-11.15	1								1			1						1	2
11.15-11.30									0									0	0
11.30-11.45									0									0	0
11.45-12.00									0									0	0
12.00-12.15			1						1									0	1
12.15-12.30									0									0	0
12.30-12.45									0	1		1						2	2
12.45-13.00									0									0	0
13.00-13.15									0									0	0
13.15-13.30									0									0	0
13.30-13.45									0									0	0
13.45-14.00									0									0	0
14.00-14.15									0									0	0
14.15-14.30									0									0	0
14.30-14.45			1						1			1						1	2
14.45-15.00									0									0	0
15.00-15.15									0									0	0
15.15-15.30									0									0	0
15.30-15.45									0									0	0
15.45-16.00									0									0	0
16.00-16.15									0									0	0
16.15-16.30									0									0	0
16.30-16.45									0									0	0
16.45-17.00									0									0	0
17.00-17.15									0	2								2	2
17.15-17.30									0									0	0
17.30-17.45									0									0	0
17.45-18.00									0									0	0
18.00-18.15									0									0	0
18.15-18.30									0									0	0
18.30-18.45									0									0	0
18.45-19.00			2						2			2						2	4
Total	1	0	10	4	0	0	0	0	15	3	0	9	2	0	0	0	0	14	29

Site 1 - Saturday 11th August 2018

Time	Direction 1 - Northbound										Direction 2 - Southbound								
	OAP		Adults		Children 12-16		Children under 11		NB Total	OAP		Adults		Children 12-16		Children under 11		SB Total	Overall Total
	Walking	Cycle	Walking	Cycle	Walking	Cycle	Walking	Cycle		Walking	Cycle	Walking	Cycle	Walking	Cycle	Walking	Cycle		
7.00-7.15			1						1									0	1
7.15-7.30									0									0	0
7.30-7.45									0			1						1	1
7.45-8.00									0									0	0
8.00-8.15									0			1						1	1
8.15-8.30			1						1									0	1
8.30-8.45									0									0	0
8.45-9.00									0	1								1	1
9.00-9.15				1					1									0	1
9.15-9.30									0									0	0
9.30-9.45			1						1									0	1
9.45-10.00				1					1									0	1
10.00-10.15									0			1						1	1
10.15-10.30				1					1			1						1	2
10.30-10.45	1								1									0	1
10.45-11.00				1		2			3									0	3
11.00-11.15									0	1								1	1
11.15-11.30									0									0	0
11.30-11.45	2								2									0	2
11.45-12.00									0	1		1	1					3	3
12.00-12.15			5						5	2								2	7
12.15-12.30			2						2			5						5	7
12.30-12.45	1								1									0	1
12.45-13.00			4						4									0	4
Total	4	0	14	4	0	2	0	0	24	5	0	9	2	0	0	0	0	16	40

Site 2 - Friday 10th August 2018

Time	Direction 1 - Northbound										Direction 2 - Southbound								
	OAP		Adults		Children 12-16		Children under 11		NB Total	OAP		Adults		Children 12-16		Children under 11		SB Total	Overall Total
	Walking	Cycle	Walking	Cycle	Walking	Cycle	Walking	Cycle		Walking	Cycle	Walking	Cycle	Walking	Cycle	Walking	Cycle		
7.00-7.15	1								1									0	1
7.15-7.30									0									0	0
7.30-7.45									0			1						1	1
7.45-8.00			1						1	2		1						3	4
8.00-8.15			1						1									0	1
8.15-8.30									0									0	0
8.30-8.45	2								2	1								1	3
8.45-9.00	1								1			2	1					3	4
9.00-9.15									0									0	0
9.15-9.30									0			1						1	1
9.30-9.45									0	1		1						2	2
9.45-10.00			1						1	2								2	3
10.00-10.15									0	2								2	2
10.15-10.30			2						2			2						2	4
10.30-10.45	2		1						3	2		3						5	8
10.45-11.00	3		2						5	5		2						7	12
11.00-11.15			3						3	1								1	4
11.15-11.30									0									0	0
11.30-11.45			1						1									0	1
11.45-12.00	2		2						4			2						2	6
12.00-12.15			2						2									0	2
12.15-12.30									0									0	0
12.30-12.45									0									0	0
12.45-13.00									0									0	0
13.00-13.15									0									0	0
13.15-13.30									0									0	0
13.30-13.45									0									0	0
13.45-14.00									0									0	0
14.00-14.15									0									0	0
14.15-14.30									0									0	0
14.30-14.45									0									0	0
14.45-15.00									0									0	0
15.00-15.15									0									0	0
15.15-15.30									0									0	0
15.30-15.45									0									0	0
15.45-16.00									0									0	0
16.00-16.15									0									0	0
16.15-16.30									0									0	0
16.30-16.45									0									0	0
16.45-17.00			2						2									0	2
17.00-17.15									0									0	0
17.15-17.30									0									0	0
17.30-17.45									0	1								1	1
17.45-18.00									0									0	0
18.00-18.15									0									0	0
18.15-18.30									0									0	0
18.30-18.45									0									0	0
18.45-19.00									0									0	0
Total	11	0	18	0	0	0	0	0	29	17	0	15	1	0	0	0	0	33	62

Site 2 - Saturday 11th August 2018

Time	Direction 1 - Northbound									Direction 2 - Southbound									
	OAP		Adults		Children 12-16		Children under 11		NB Total	OAP		Adults		Children 12-16		Children under 11		SB Total	Overall Total
	Walking	Cycle	Walking	Cycle	Walking	Cycle	Walking	Cycle		Walking	Cycle	Walking	Cycle	Walking	Cycle	Walking	Cycle		
7.00-7.15									0									0	0
7.15-7.30									0									0	0
7.30-7.45	1								1	1		1						2	3
7.45-8.00	1								1	2								2	3
8.00-8.15									0			1						1	1
8.15-8.30	2								2			1						1	3
8.30-8.45	1								1									0	1
8.45-9.00	1								1			1						1	2
9.00-9.15									0									0	0
9.15-9.30	2		1						3	2								2	5
9.30-9.45	1								1									0	1
9.45-10.00	1		2						3									0	3
10.00-10.15									0	7		1						8	8
10.15-10.30									0									0	0
10.30-10.45									0									0	0
10.45-11.00									0	2								2	2
11.00-11.15									0			1						1	1
11.15-11.30	2			1			1		4				1					1	5
11.30-11.45	1								1	2		4						6	7
11.45-12.00									0									0	0
12.00-12.15									0	4		4				1		9	9
12.15-12.30	2								2			2						2	4
12.30-12.45	3		1						4			1						1	5
12.45-13.00			2						2			2			1			3	5
Total	18	0	6	1	0	0	1	0	26	20	0	19	1	0	0	2	0	42	68

Site 3 - Friday 10th August 2018

Time	Direction 1 - Northbound										Direction 2 - Southbound								
	OAP		Adults		Children 12-16		Children under 11		NB Total	OAP		Adults		Children 12-16		Children under 11		SB Total	Overall Total
	Walking	Cycle	Walking	Cycle	Walking	Cycle	Walking	Cycle		Walking	Cycle	Walking	Cycle	Walking	Cycle	Walking	Cycle		
7.00-7.15									0									0	0
7.15-7.30									0									0	0
7.30-7.45									0									0	0
7.45-8.00									0									0	0
8.00-8.15									0									0	0
8.15-8.30									0									0	0
8.30-8.45									0									0	0
8.45-9.00									0									0	0
9.00-9.15									0									0	0
9.15-9.30									0									0	0
9.30-9.45									0									0	0
9.45-10.00									0									0	0
10.00-10.15									0									0	0
10.15-10.30									0									0	0
10.30-10.45									0									0	0
10.45-11.00			1						1									0	1
11.00-11.15									0									0	0
11.15-11.30									0									0	0
11.30-11.45									0									0	0
11.45-12.00									0									0	0
12.00-12.15									0									0	0
12.15-12.30									0									0	0
12.30-12.45									0									0	0
12.45-13.00									0									0	0
13.00-13.15									0			2						2	2
13.15-13.30									0									0	0
13.30-13.45									0									0	0
13.45-14.00									0									0	0
14.00-14.15									0									0	0
14.15-14.30									0									0	0
14.30-14.45									0									0	0
14.45-15.00									0									0	0
15.00-15.15									0									0	0
15.15-15.30									0									0	0
15.30-15.45									0									0	0
15.45-16.00									0									0	0
16.00-16.15									0									0	0
16.15-16.30									0									0	0
16.30-16.45									0									0	0
16.45-17.00									0									0	0
17.00-17.15									0									0	0
17.15-17.30									0									0	0
17.30-17.45									0									0	0
17.45-18.00									0									0	0
18.00-18.15									0									0	0
18.15-18.30									0									0	0
18.30-18.45									0									0	0
18.45-19.00			1						1									0	1
Total	0	0	2	0	0	0	0	0	2	0	0	2	0	0	0	0	0	2	4

Site 3 - Saturday 11th August 2018

Time	Direction 1 - Northbound										Direction 2 - Southbound								
	OAP		Adults		Children 12-16		Children under 11		NB Total	OAP		Adults		Children 12-16		Children under 11		SB Total	Overall Total
	Walking	Cycle	Walking	Cycle	Walking	Cycle	Walking	Cycle		Walking	Cycle	Walking	Cycle	Walking	Cycle	Walking	Cycle		
7.00-7.15									0									0	0
7.15-7.30									0	1								1	1
7.30-7.45									0									0	0
7.45-8.00									0									0	0
8.00-8.15									0									0	0
8.15-8.30									0									0	0
8.30-8.45									0									0	0
8.45-9.00									0									0	0
9.00-9.15									0									0	0
9.15-9.30									0									0	0
9.30-9.45									0									0	0
9.45-10.00									0									0	0
10.00-10.15									0									0	0
10.15-10.30									0									0	0
10.30-10.45									0									0	0
10.45-11.00									0									0	0
11.00-11.15									0									0	0
11.15-11.30									0									0	0
11.30-11.45									0									0	0
11.45-12.00									0									0	0
12.00-12.15									0									0	0
12.15-12.30									0									0	0
12.30-12.45									0									0	0
12.45-13.00			1						1									0	1
Total	0	0	1	0	0	0	0	0	1	1	0	0	0	0	0	0	0	1	2

Site 4 - Friday 10th August 2018

Time	Direction 1 - Northbound										Direction 2 - Southbound								
	OAP		Adults		Childen 12-16		Children under 11		NB Total	OAP		Adults		Childen 12-16		Children under 11		SB Total	Overall Total
	Walking	Cycle	Walking	Cycle	Walking	Cycle	Walking	Cycle		Walking	Cycle	Walking	Cycle	Walking	Cycle	Walking	Cycle		
7.00-7.15									0									0	0
7.15-7.30				1					1									0	1
7.30-7.45				2					2									0	2
7.45-8.00				1					1			2						2	3
8.00-8.15				2					2									0	2
8.15-8.30				4					4			1						1	5
8.30-8.45				2					2			1						1	3
8.45-9.00				2					2			3						3	5
9.00-9.15									0									0	0
9.15-9.30				1					1			1						1	2
9.30-9.45				1					1		1	2						3	4
9.45-10.00				5					5									0	5
10.00-10.15		4		5					9			1						1	10
10.15-10.30				2					2		3	1						4	6
10.30-10.45				2					2			1						1	3
10.45-11.00		1		2					3		1							1	4
11.00-11.15				2					2									0	2
11.15-11.30									0			1						1	1
11.30-11.45			2						2									0	2
11.45-12.00				2					2			1						1	3
12.00-12.15				1					1									0	1
12.15-12.30		1		2					3									0	3
12.30-12.45									0			2	1					3	3
12.45-13.00									0									0	0
13.00-13.15									0									0	0
13.15-13.30									0									0	0
13.30-13.45									0									0	0
13.45-14.00									0									0	0
14.00-14.15									0									0	0
14.15-14.30									0			1						1	1
14.30-14.45									0									0	0
14.45-15.00									0									0	0
15.00-15.15				1					1									0	1
15.15-15.30				1					1									0	1
15.30-15.45									0									0	0
15.45-16.00				5					5									0	5
16.00-16.15									0									0	0
16.15-16.30									0									0	0
16.30-16.45									0									0	0
16.45-17.00									0									0	0
17.00-17.15									0									0	0
17.15-17.30				2					2									0	2
17.30-17.45									0			5						5	5
17.45-18.00									0		1							1	1
18.00-18.15									0			1						1	1
18.15-18.30									0									0	0
18.30-18.45									0									0	0
18.45-19.00									0									0	0
Total	0	6	2	48	0	0	0	0	56	1	5	2	23	0	0	0	0	31	87

Site 4 - Saturday 11th August 2018

Time	Direction 1 - Northbound									Direction 2 - Southbound									
	OAP		Adults		Children 12-16		Children under 11		NB Total	OAP		Adults		Children 12-16		Children under 11		SB Total	Overall Total
	Walking	Cycle	Walking	Cycle	Walking	Cycle	Walking	Cycle		Walking	Cycle	Walking	Cycle	Walking	Cycle	Walking	Cycle		
7.00-7.15				1					1									0	1
7.15-7.30				2					2			1						1	3
7.30-7.45				1					1									0	1
7.45-8.00				6					6			2						2	8
8.00-8.15				4					4			6						6	10
8.15-8.30				2					2			3						3	5
8.30-8.45									0			1						1	1
8.45-9.00				5					5			1						1	6
9.00-9.15				6					6			5						5	11
9.15-9.30				7					7			7						7	14
9.30-9.45				3					3			3						3	6
9.45-10.00				11					11			1						1	12
10.00-10.15		2		3					5			2						2	7
10.15-10.30		1		7					8			3						3	11
10.30-10.45		2		12					14			1						1	15
10.45-11.00				1					1		1							1	2
11.00-11.15				5					5			3						3	8
11.15-11.30				6					6			5						5	11
11.30-11.45				8					8		1	2	2					5	13
11.45-12.00									0			1						1	1
12.00-12.15				1					1			3						3	4
12.15-12.30									0									0	0
12.30-12.45		1							1			6						6	7
12.45-13.00		1		5					6			3						3	9
Total	0	7	0	96	0	0	0	0	103	0	2	2	59	0	0	0	0	63	166

ped cycle
2 164
99%

ped cycle all
5 82 87
94%

Site 5 - Friday 10th August 2018

Time	Direction 1 - Eastbound										Direction 2 - Westbound								
	OAP		Adults		Children 12-16		Children under 11		EB Total	OAP		Adults		Children 12-16		Children under 11		WB Total	Overall Total
	Walking	Cycle	Walking	Cycle	Walking	Cycle	Walking	Cycle		Walking	Cycle	Walking	Cycle	Walking	Cycle	Walking	Cycle		
7.00-7.15									0									0	0
7.15-7.30									0									0	0
7.30-7.45									0									0	0
7.45-8.00									0									0	0
8.00-8.15									0									0	0
8.15-8.30									0									0	0
8.30-8.45									0									0	0
8.45-9.00									0									0	0
9.00-9.15									0			2	1					3	3
9.15-9.30									0									0	0
9.30-9.45									0									0	0
9.45-10.00									0									0	0
10.00-10.15									0									0	0
10.15-10.30									0									0	0
10.30-10.45									0									0	0
10.45-11.00	1								1									0	1
11.00-11.15			2						2									0	2
11.15-11.30									0									0	0
11.30-11.45									0									0	0
11.45-12.00									0									0	0
12.00-12.15									0									0	0
12.15-12.30									0									0	0
12.30-12.45									0									0	0
12.45-13.00									0									0	0
13.00-13.15									0									0	0
13.15-13.30									0									0	0
13.30-13.45									0									0	0
13.45-14.00									0									0	0
14.00-14.15									0									0	0
14.15-14.30									0									0	0
14.30-14.45									0									0	0
14.45-15.00									0									0	0
15.00-15.15									0									0	0
15.15-15.30									0									0	0
15.30-15.45									0									0	0
15.45-16.00									0									0	0
16.00-16.15									0									0	0
16.15-16.30									0									0	0
16.30-16.45									0									0	0
16.45-17.00									0									0	0
17.00-17.15									0									0	0
17.15-17.30									0									0	0
17.30-17.45									0									0	0
17.45-18.00									0									0	0
18.00-18.15									0			1						1	1
18.15-18.30									0									0	0
18.30-18.45									0									0	0
18.45-19.00									0									0	0
Total	1	0	2	0	0	0	0	0	3	0	0	3	1	0	0	0	0	4	7

Site 5 - Saturday 11th August 2018

Time	Direction 1 - Eastbound									Direction 2 - Westbound									
	OAP		Adults		Childen 12-16		Children under 11		EB Total	OAP		Adults		Childen 12-16		Children under 11		WB Total	Overall Total
	Walking	Cycle	Walking	Cycle	Walking	Cycle	Walking	Cycle		Walking	Cycle	Walking	Cycle	Walking	Cycle	Walking	Cycle		
7.00-7.15									0									0	0
7.15-7.30									0									0	0
7.30-7.45									0									0	0
7.45-8.00									0									0	0
8.00-8.15									0	2								2	2
8.15-8.30									0									0	0
8.30-8.45									0									0	0
8.45-9.00									0									0	0
9.00-9.15	1								1									0	1
9.15-9.30			1	1					2									0	2
9.30-9.45									0									0	0
9.45-10.00									0									0	0
10.00-10.15									0			1						1	1
10.15-10.30			1						1									0	1
10.30-10.45									0	3								3	3
10.45-11.00									0	1								1	1
11.00-11.15				2		1		1	4									0	4
11.15-11.30	1								1									0	1
11.30-11.45									0			1						1	1
11.45-12.00									0									0	0
12.00-12.15									0			1						1	1
12.15-12.30			1						1									0	1
12.30-12.45	2								2			4						4	6
12.45-13.00									0	1								1	1
Total	4	0	3	3	0	1	0	1	12	7	0	6	1	0	0	0	0	14	26

Site 7 - Friday 10th August 2018

Time	Direction 1 - Northbound										Direction 2 - Southbound							
	OAP		Adults		Childen 12-16		Children under 11		NB Total	OAP		Adults		Childen 12-16		Children under 11		SB Total
	Walking	Cycle	Walking	Cycle	Walking	Cycle	Walking	Cycle		Walking	Cycle	Walking	Cycle	Walking	Cycle	Walking	Cycle	
7.00-7.15									0									0
7.15-7.30									0									0
7.30-7.45									0				1					1
7.45-8.00									0									0
8.00-8.15									0									0
8.15-8.30									0									0
8.30-8.45									0									0
8.45-9.00									0									0
9.00-9.15									0									0
9.15-9.30									0									0
9.30-9.45				2					2									0
9.45-10.00				2					2			1						1
10.00-10.15			2						2			1						1
10.15-10.30			1						1									0
10.30-10.45			1						1			1						1
10.45-11.00									0			2						2
11.00-11.15			2						2									0
11.15-11.30									0									0
11.30-11.45									0									0
11.45-12.00									0									0
12.00-12.15									0									0
12.15-12.30									0									0
12.30-12.45									0									0
12.45-13.00									0									0
13.00-13.15									0									0
13.15-13.30									0									0
13.30-13.45									0									0
13.45-14.00									0									0
14.00-14.15									0									0
14.15-14.30									0									0
14.30-14.45			1						1			1						1
14.45-15.00									0									0
15.00-15.15									0									0
15.15-15.30									0									0
15.30-15.45									0									0
15.45-16.00									0									0
16.00-16.15									0									0
16.15-16.30									0									0
16.30-16.45									0									0
16.45-17.00									0									0
17.00-17.15									0	2								2
17.15-17.30									0									0
17.30-17.45									0									0
17.45-18.00									0									0
18.00-18.15									0									0
18.15-18.30									0									0
18.30-18.45									0			1						1
18.45-19.00									0									0
Total	0	0	7	4	0	0	0	0	11	2	0	7	1	0	0	0	0	10

	Location	Friday 10th	Saturday 11th August
Link 1	Southern end of ZR486	29	40
Link 2	Eastern end of SSW	62	68
Link 3	ZR488	4	2
Link 4	Seasalter Road	87	166
Link 5	Midway Along SSW	7	26
Link 6	ZR486	64	14
Link 7	ZR485	21	29

274

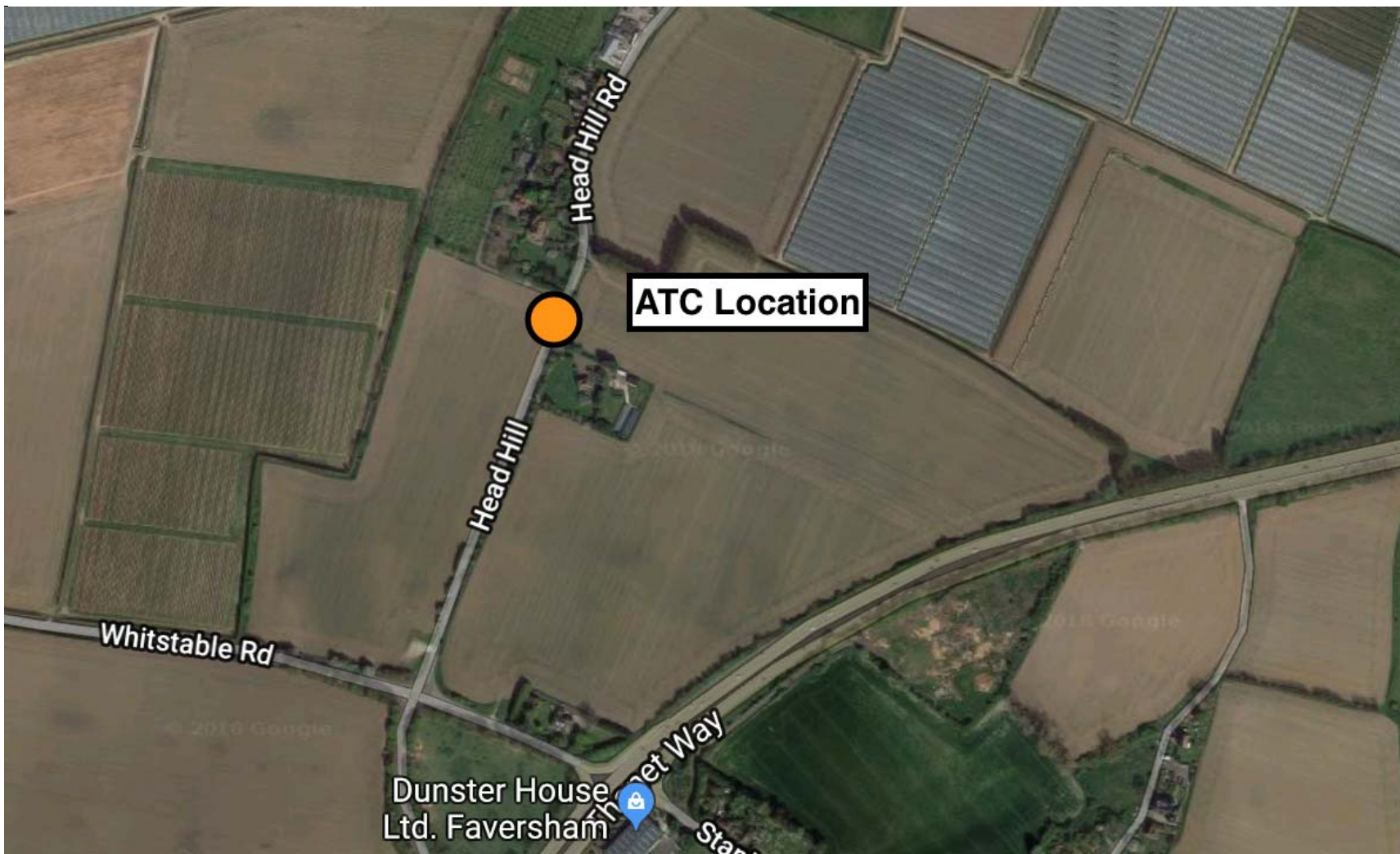
345

151%

343.5

- Link 1 - Southern end of ZR486
- Link 2 - Eastern end of SSW
- Link 3 - ZR488
- Link 4 - Seasalter Road
- Link 5 - Midway Along SSW
- Link 6 - ZR486
- Link 7 - ZR485

APPENDIX D
ATC Survey Results – August 2018



ATC Site 1 - Head Hill Road South
Radar Speed Survey

August 2018

Volume Reports

Site Name - ATC Site 1 - Head Hill Road South

Direction - Northbound

Grid Ref - 51.31337, 0.9342

Time	10-Aug-18	11-Aug-18	12-Aug-18	13-Aug-18	14-Aug-18	15-Aug-18	16-Aug-18	5 Day Total	5 Day Average	7 Day Total	7 Day Average
0000	2	4	8	6	2	4	3	17	3	29	4
0100	0	3	6	2	4	1	2	9	2	18	3
0200	2	1	5	0	1	2	4	9	2	15	2
0300	2	2	2	0	0	3	2	7	1	11	2
0400	3	3	1	5	1	2	3	14	3	18	3
0500	17	13	5	15	12	15	13	72	14	90	13
0600	24	14	11	11	27	18	18	98	20	123	18
0700	40	43	23	49	40	43	33	205	41	271	39
0800	53	53	27	59	70	64	63	309	62	389	56
0900	54	88	53	58	66	62	61	301	60	442	63
1000	90	133	80	66	87	84	91	418	84	631	90
1100	98	154	137	81	87	102	104	472	94	763	109
1200	106	144	113	94	103	108	76	487	97	744	106
1300	84	125	102	80	94	73	88	419	84	646	92
1400	66	125	100	102	105	97	86	456	91	681	97
1500	116	121	91	87	114	106	94	517	103	729	104
1600	82	76	70	107	112	99	93	493	99	639	91
1700	99	99	43	92	103	118	89	501	100	643	92
1800	90	80	55	77	89	104	97	457	91	592	85
1900	57	45	34	60	63	72	59	311	62	390	56
2000	36	42	31	27	39	37	42	181	36	254	36
2100	33	21	13	19	21	19	21	113	23	147	21
2200	23	10	8	8	11	14	17	73	15	91	13
2300	10	12	4	7	6	5	9	37	7	53	8
Total	1187	1411	1022	1112	1257	1252	1168	5976	1195	8409	1201

Volume Reports

Site Name - ATC Site 1 - Head Hill Road South

Direction - Southbound

Grid Ref - 51.31337, 0.9342

Time								5 Day	5 Day	7 Day	7 Day
	10-Aug-18	11-Aug-18	12-Aug-18	13-Aug-18	14-Aug-18	15-Aug-18	16-Aug-18	Total	Average	Total	Average
0000	2	11	12	2	4	4	5	17	3	40	6
0100	5	1	4	1	2	1	2	11	2	16	2
0200	2	1	7	0	1	0	4	7	1	15	2
0300	2	2	4	2	5	6	5	20	4	26	4
0400	3	3	3	3	2	6	5	19	4	25	4
0500	15	10	19	11	19	17	15	77	15	106	15
0600	26	25	22	36	38	30	37	167	33	214	31
0700	62	38	14	67	61	41	59	290	58	342	49
0800	82	53	35	86	90	92	76	426	85	514	73
0900	80	77	64	78	91	102	92	443	89	584	83
1000	85	105	81	78	87	72	90	412	82	598	85
1100	89	117	103	93	89	96	82	449	90	669	96
1200	81	106	125	86	103	92	83	445	89	676	97
1300	96	116	110	104	90	89	101	480	96	706	101
1400	80	111	107	75	110	106	96	467	93	685	98
1500	100	137	118	106	117	138	119	580	116	835	119
1600	93	143	111	129	132	113	86	553	111	807	115
1700	88	107	114	87	127	108	91	501	100	722	103
1800	82	106	58	53	87	82	65	369	74	533	76
1900	58	70	51	51	59	75	46	289	58	410	59
2000	53	60	46	31	46	60	39	229	46	335	48
2100	21	27	20	12	16	33	26	108	22	155	22
2200	25	17	12	22	17	23	22	109	22	138	20
2300	17	18	5	3	11	8	19	58	12	81	12
Total	1247	1461	1245	1216	1404	1394	1265	6526	1305	9232	1319

Class Report

Site Name - ATC Site 1 - Head Hill Road South
Direction - Northbound
Grid Ref - 51.31337, 0.9342

10 August 2018

Time	Total	Bin 1	Bin 2	Bin 3	Bin 4
		<=5.2m	5.2-6.5	6.5-11.5	>11.5
0000	2	2	0	0	0
0100	0	0	0	0	0
0200	2	1	1	0	0
0300	2	2	0	0	0
0400	3	3	0	0	0
0500	17	12	3	1	1
0600	24	13	7	4	0
0700	40	26	7	6	1
0800	53	39	7	7	0
0900	54	40	10	4	0
1000	90	69	7	9	5
1100	98	86	5	6	1
1200	106	87	11	5	3
1300	84	70	8	4	2
1400	66	54	9	2	1
1500	116	97	10	6	3
1600	82	77	2	3	0
1700	99	81	13	4	1
1800	90	81	6	3	0
1900	57	51	4	0	2
2000	36	26	7	3	0
2100	33	26	4	3	0
2200	23	21	0	2	0
2300	10	8	1	1	0
Total	1187	972	122	73	20

Class Report

Site Name - ATC Site 1 - Head Hill Road South
Direction - Southbound
Grid Ref - 51.31337, 0.9342

10 August 2018

Time	Total	Bin 1	Bin 2	Bin 3	Bin 4
		<=5.2m	5.2-6.5	6.5-11.5	>11.5
0000	2	2	0	0	0
0100	5	5	0	0	0
0200	2	2	0	0	0
0300	2	2	0	0	0
0400	3	2	0	1	0
0500	15	9	4	2	0
0600	26	17	8	1	0
0700	62	46	11	5	0
0800	82	55	11	15	1
0900	80	63	13	4	0
1000	85	70	9	4	2
1100	89	71	9	6	3
1200	81	60	11	8	2
1300	96	79	10	6	1
1400	80	63	9	6	2
1500	100	80	9	4	7
1600	93	83	4	1	5
1700	88	78	6	3	1
1800	82	72	9	0	1
1900	58	47	9	1	1
2000	53	42	8	3	0
2100	21	16	5	0	0
2200	25	22	1	2	0
2300	17	15	2	0	0
Total	1247	1001	148	72	26

Class Report

Site Name - ATC Site 1 - Head Hill Road South
Direction - Northbound
Grid Ref - 51.31337, 0.9342

11 August 2018

Time	Total	Bin 1	Bin 2	Bin 3	Bin 4
		<=5.2m	5.2-6.5	6.5-11.5	>11.5
0000	4	2	1	1	0
0100	3	3	0	0	0
0200	1	1	0	0	0
0300	2	0	2	0	0
0400	3	2	0	1	0
0500	13	10	1	2	0
0600	14	8	5	1	0
0700	43	35	6	2	0
0800	53	37	8	8	0
0900	88	74	10	4	0
1000	133	118	7	7	1
1100	154	138	10	4	2
1200	144	116	20	5	3
1300	125	117	4	3	1
1400	125	116	6	2	1
1500	121	115	5	1	0
1600	76	68	3	4	1
1700	99	88	8	2	1
1800	80	76	3	1	0
1900	45	43	1	1	0
2000	42	37	3	1	1
2100	21	19	2	0	0
2200	10	8	2	0	0
2300	12	8	0	4	0
Total	1411	1239	107	54	11

Class Report

Site Name - ATC Site 1 - Head Hill Road South
Direction - Southbound
Grid Ref - 51.31337, 0.9342

11 August 2018

Time	Total	Bin 1	Bin 2	Bin 3	Bin 4
		<=5.2m	5.2-6.5	6.5-11.5	>11.5
0000	11	11	0	0	0
0100	1	0	1	0	0
0200	1	1	0	0	0
0300	2	1	0	1	0
0400	3	3	0	0	0
0500	10	5	4	1	0
0600	25	16	3	6	0
0700	38	29	7	2	0
0800	53	40	7	6	0
0900	77	68	6	3	0
1000	105	93	7	4	1
1100	117	97	12	8	0
1200	106	81	9	13	3
1300	116	102	8	4	2
1400	111	101	7	3	0
1500	137	131	4	1	1
1600	143	127	11	4	1
1700	107	88	15	3	1
1800	106	90	12	2	2
1900	70	62	6	1	1
2000	60	47	12	1	0
2100	27	25	2	0	0
2200	17	15	2	0	0
2300	18	17	0	0	1
Total	1461	1250	135	63	13

Class Report

Site Name - ATC Site 1 - Head Hill Road South
Direction - Northbound
Grid Ref - 51.31337, 0.9342

12 August 2018

Time	Total	Bin 1	Bin 2	Bin 3	Bin 4
		<=5.2m	5.2-6.5	6.5-11.5	>11.5
0000	8	7	0	1	0
0100	6	4	2	0	0
0200	5	5	0	0	0
0300	2	1	0	1	0
0400	1	1	0	0	0
0500	5	3	1	1	0
0600	11	8	2	1	0
0700	23	17	3	3	0
0800	27	21	4	2	0
0900	53	49	4	0	0
1000	80	72	5	2	1
1100	137	117	17	1	2
1200	113	107	5	1	0
1300	102	93	9	0	0
1400	100	85	9	5	1
1500	91	82	8	1	0
1600	70	63	6	0	1
1700	43	38	2	1	2
1800	55	52	3	0	0
1900	34	30	1	2	1
2000	31	25	3	2	1
2100	13	12	0	1	0
2200	8	8	0	0	0
2300	4	4	0	0	0
Total	1022	904	84	25	9

Class Report

Site Name - ATC Site 1 - Head Hill Road South
Direction - Southbound
Grid Ref - 51.31337, 0.9342

12 August 2018

Time	Total	Bin 1	Bin 2	Bin 3	Bin 4
		<=5.2m	5.2-6.5	6.5-11.5	>11.5
0000	12	9	0	3	0
0100	4	4	0	0	0
0200	7	6	1	0	0
0300	4	2	1	1	0
0400	3	1	0	2	0
0500	19	15	2	2	0
0600	22	19	2	1	0
0700	14	11	2	1	0
0800	35	30	5	0	0
0900	64	52	10	1	1
1000	81	71	6	4	0
1100	103	84	14	2	3
1200	125	103	20	2	0
1300	110	91	15	4	0
1400	107	90	14	3	0
1500	118	100	14	2	2
1600	111	95	16	0	0
1700	114	103	10	1	0
1800	58	48	7	1	2
1900	51	44	5	2	0
2000	46	36	7	1	2
2100	20	19	1	0	0
2200	12	11	1	0	0
2300	5	4	1	0	0
Total	1245	1048	154	33	10

Class Report

Site Name - ATC Site 1 - Head Hill Road South
Direction - Northbound
Grid Ref - 51.31337, 0.9342

13 August 2018

Time	Total	Bin 1	Bin 2	Bin 3	Bin 4
		<=5.2m	5.2-6.5	6.5-11.5	>11.5
0000	6	5	1	0	0
0100	2	2	0	0	0
0200	0	0	0	0	0
0300	0	0	0	0	0
0400	5	4	0	1	0
0500	15	10	3	2	0
0600	11	5	5	1	0
0700	49	37	8	4	0
0800	59	40	12	6	1
0900	58	44	8	4	2
1000	66	55	3	8	0
1100	81	62	11	7	1
1200	94	77	8	5	4
1300	80	62	10	5	3
1400	102	84	7	8	3
1500	87	77	5	4	1
1600	107	88	15	4	0
1700	92	80	8	3	1
1800	77	63	12	1	1
1900	60	56	4	0	0
2000	27	25	2	0	0
2100	19	17	1	0	1
2200	8	6	2	0	0
2300	7	5	2	0	0
Total	1112	904	127	63	18

Class Report

Site Name - ATC Site 1 - Head Hill Road South
Direction - Southbound
Grid Ref - 51.31337, 0.9342

13 August 2018

Time	Total	Bin 1	Bin 2	Bin 3	Bin 4
		<=5.2m	5.2-6.5	6.5-11.5	>11.5
0000	2	2	0	0	0
0100	1	1	0	0	0
0200	0	0	0	0	0
0300	2	2	0	0	0
0400	3	1	0	2	0
0500	11	7	3	1	0
0600	36	24	9	3	0
0700	67	59	4	4	0
0800	86	57	18	9	2
0900	78	62	11	4	1
1000	78	60	7	8	3
1100	93	70	15	4	4
1200	86	70	11	4	1
1300	104	76	15	12	1
1400	75	57	10	5	3
1500	106	83	19	3	1
1600	129	98	21	10	0
1700	87	72	13	2	0
1800	53	46	6	1	0
1900	51	44	5	0	2
2000	31	27	3	1	0
2100	12	9	3	0	0
2200	22	18	3	1	0
2300	3	2	1	0	0
Total	1216	947	177	74	18

Class Report

Site Name - ATC Site 1 - Head Hill Road South
Direction - Northbound
Grid Ref - 51.31337, 0.9342

14 August 2018

Time	Total	Bin 1	Bin 2	Bin 3	Bin 4
		<=5.2m	5.2-6.5	6.5-11.5	>11.5
0000	2	2	0	0	0
0100	4	2	2	0	0
0200	1	1	0	0	0
0300	0	0	0	0	0
0400	1	1	0	0	0
0500	12	7	3	2	0
0600	27	15	8	3	1
0700	40	27	4	8	1
0800	70	37	19	13	1
0900	66	44	9	12	1
1000	87	64	8	11	4
1100	87	70	5	8	4
1200	103	82	8	12	1
1300	94	71	11	9	3
1400	105	83	11	9	2
1500	114	95	11	7	1
1600	112	77	20	11	4
1700	103	88	10	5	0
1800	89	76	8	5	0
1900	63	56	5	2	0
2000	39	34	3	2	0
2100	21	17	3	1	0
2200	11	10	1	0	0
2300	6	5	0	1	0
Total	1257	964	149	121	23

Class Report

Site Name - ATC Site 1 - Head Hill Road South
Direction - Southbound
Grid Ref - 51.31337, 0.9342

14 August 2018

Time	Total	Bin 1	Bin 2	Bin 3	Bin 4
		<=5.2m	5.2-6.5	6.5-11.5	>11.5
0000	4	4	0	0	0
0100	2	2	0	0	0
0200	1	1	0	0	0
0300	5	5	0	0	0
0400	2	0	0	2	0
0500	19	10	5	2	2
0600	38	24	8	4	2
0700	61	37	13	9	2
0800	90	61	22	6	1
0900	91	69	12	8	2
1000	87	69	9	6	3
1100	89	69	9	9	2
1200	103	79	11	11	2
1300	90	65	13	8	4
1400	110	81	21	6	2
1500	117	88	17	10	2
1600	132	98	21	9	4
1700	127	103	19	5	0
1800	87	76	7	4	0
1900	59	53	4	2	0
2000	46	41	4	1	0
2100	16	15	1	0	0
2200	17	15	2	0	0
2300	11	10	0	1	0
Total	1404	1075	198	103	28

Class Report

Site Name - ATC Site 1 - Head Hill Road South
Direction - Northbound
Grid Ref - 51.31337, 0.9342

15 August 2018

Time	Total	Bin 1	Bin 2	Bin 3	Bin 4
		<=5.2m	5.2-6.5	6.5-11.5	>11.5
0000	4	4	0	0	0
0100	1	1	0	0	0
0200	2	2	0	0	0
0300	3	1	2	0	0
0400	2	2	0	0	0
0500	15	11	2	2	0
0600	18	7	7	3	1
0700	43	28	7	8	0
0800	64	45	7	11	1
0900	62	45	9	7	1
1000	84	69	8	7	0
1100	102	88	5	7	2
1200	108	86	16	6	0
1300	73	55	7	11	0
1400	97	81	9	6	1
1500	106	87	12	5	2
1600	99	77	12	9	1
1700	118	105	6	3	4
1800	104	87	9	8	0
1900	72	62	8	0	2
2000	37	33	3	1	0
2100	19	17	1	1	0
2200	14	12	1	1	0
2300	5	5	0	0	0
Total	1252	1010	131	96	15

Class Report

Site Name - ATC Site 1 - Head Hill Road South
Direction - Southbound
Grid Ref - 51.31337, 0.9342

15 August 2018

Time	Total	Bin 1	Bin 2	Bin 3	Bin 4
		<=5.2m	5.2-6.5	6.5-11.5	>11.5
0000	4	4	0	0	0
0100	1	1	0	0	0
0200	0	0	0	0	0
0300	6	6	0	0	0
0400	6	5	0	1	0
0500	17	11	4	2	0
0600	30	20	6	3	1
0700	41	29	7	5	0
0800	92	63	19	10	0
0900	102	90	9	3	0
1000	72	56	8	6	2
1100	96	79	10	7	0
1200	92	70	14	6	2
1300	89	72	11	6	0
1400	106	90	9	6	1
1500	138	103	23	10	2
1600	113	93	15	2	3
1700	108	91	10	5	2
1800	82	69	8	3	2
1900	75	64	8	3	0
2000	60	50	7	1	2
2100	33	30	2	1	0
2200	23	19	2	2	0
2300	8	7	1	0	0
Total	1394	1122	173	82	17

Class Report

Site Name - ATC Site 1 - Head Hill Road South
 Direction - Northbound
 Grid Ref - 51.31337, 0.9342

16 August 2018

Time	Total	Bin 1	Bin 2	Bin 3	Bin 4
		<=5.2m	5.2-6.5	6.5-11.5	>11.5
0000	3	3	0	0	0
0100	2	2	0	0	0
0200	4	4	0	0	0
0300	2	0	1	1	0
0400	3	2	1	0	0
0500	13	9	1	2	1
0600	18	9	5	4	0
0700	33	22	6	4	1
0800	63	38	14	9	2
0900	61	47	6	8	0
1000	91	68	11	9	3
1100	104	79	15	8	2
1200	76	60	10	5	1
1300	88	76	7	3	2
1400	86	72	11	3	0
1500	94	81	7	6	0
1600	93	70	14	8	1
1700	89	83	4	2	0
1800	97	83	7	5	2
1900	59	56	2	1	0
2000	42	40	2	0	0
2100	21	19	2	0	0
2200	17	17	0	0	0
2300	9	8	1	0	0
Total	1168	948	127	78	15

Class Report

Site Name - ATC Site 1 - Head Hill Road South
 Direction - Southbound
 Grid Ref - 51.31337, 0.9342

16 August 2018

Time	Total	Bin 1	Bin 2	Bin 3	Bin 4
		<=5.2m	5.2-6.5	6.5-11.5	>11.5
0000	5	5	0	0	0
0100	2	2	0	0	0
0200	4	4	0	0	0
0300	5	4	1	0	0
0400	5	2	1	2	0
0500	15	8	2	5	0
0600	37	23	9	5	0
0700	59	45	7	5	2
0800	76	59	9	7	1
0900	92	66	14	11	1
1000	90	74	9	7	0
1100	82	57	9	12	4
1200	83	66	9	7	1
1300	101	82	14	4	1
1400	96	75	12	9	0
1500	119	90	21	6	2
1600	86	81	3	2	0
1700	91	81	6	3	1
1800	65	51	9	5	0
1900	46	42	3	0	1
2000	39	37	2	0	0
2100	26	20	5	1	0
2200	22	19	2	1	0
2300	19	15	3	1	0
Total	1265	1008	150	93	14

Speed Report

Site Name - ATC Site 1 - Head Hill Road South

Direction - Northbound

Grid Ref - 51.31337, 0.9342

10 August 2018

Time	Total	Vpp 85	Mean	Vbin 0 1	Vbin 1 5	Vbin 5 10	Vbin 10 15	Vbin 15 20	Vbin 20 25	Vbin 25 30	Vbin 30 35	Vbin 35 40	Vbin 40 45	Vbin 45 50	Vbin 50 55	Vbin 55 55>
0000	2	0	36	0	0	0	0	0	0	1	0	0	1	0	0	0
0100	0	0	0	0	0	0	0	0	0	0	0	0	0	0	0	0
0200	2	0	36	0	0	0	0	0	0	0	1	1	0	0	0	0
0300	2	0	36	0	0	0	0	0	0	0	1	1	0	0	0	0
0400	3	0	40.2	0	0	0	0	0	0	0	1	0	2	0	0	0
0500	17	39	33.8	0	0	0	0	0	1	4	6	5	1	0	0	0
0600	24	35.5	30.4	0	0	0	0	1	7	6	6	1	2	1	0	0
0700	40	34.3	29.3	0	0	0	0	2	8	17	10	2	0	1	0	0
0800	53	35.1	29.3	0	0	2	0	3	5	23	14	5	1	0	0	0
0900	54	35.8	29.1	0	0	2	4	2	3	20	15	6	2	0	0	0
1000	90	35.4	30.2	0	0	0	0	2	14	38	25	10	0	1	0	0
1100	98	35.1	29.8	0	0	0	1	1	18	39	29	10	0	0	0	0
1200	106	34.2	28.8	0	1	1	2	3	16	44	35	4	0	0	0	0
1300	84	33.5	27.7	0	1	0	2	6	18	36	16	4	1	0	0	0
1400	66	35.5	29.6	0	0	0	0	2	15	26	14	8	1	0	0	0
1500	116	33.7	23.5	0	2	21	6	14	16	25	26	5	1	0	0	0
1600	82	34.4	27.4	0	1	6	2	2	13	33	18	5	2	0	0	0
1700	99	35.4	30.2	0	0	0	1	8	11	27	42	9	1	0	0	0
1800	90	36	32.1	0	0	0	0	0	4	32	40	13	1	0	0	0
1900	57	38.1	32.3	0	0	0	0	1	5	18	21	7	5	0	0	0
2000	36	36.1	29.6	0	0	0	1	2	7	10	10	6	0	0	0	0
2100	33	36.7	32.3	0	0	0	0	0	2	14	11	4	1	0	1	0
2200	23	36.1	31.3	0	0	0	0	1	2	10	6	2	1	1	0	0
2300	10	33.5	29.5	0	0	0	0	1	0	5	4	0	0	0	0	0
Total	1187	35.4	29.3	0	5	32	19	51	165	428	351	108	23	4	1	0

Speed Report

Site Name - ATC Site 1 - Head Hill Road South

Direction - Northbound

Grid Ref - 51.31337, 0.9342

11 August 2018

Time	Total	Vpp 85	Mean	Vbin 0 1	Vbin 1 5	Vbin 5 10	Vbin 10 15	Vbin 15 20	Vbin 20 25	Vbin 25 30	Vbin 30 35	Vbin 35 40	Vbin 40 45	Vbin 45 50	Vbin 50 55	Vbin 55 55>
0000	4	0	32.3	0	0	0	0	0	1	0	2	1	0	0	0	0
0100	3	0	35.2	0	0	0	0	0	0	0	2	1	0	0	0	0
0200	1	0	28.5	0	0	0	0	0	0	1	0	0	0	0	0	0
0300	2	0	33.5	0	0	0	0	0	0	0	2	0	0	0	0	0
0400	3	0	31.8	0	0	0	0	0	1	0	1	1	0	0	0	0
0500	13	39.9	32.7	0	0	0	0	1	0	6	1	3	2	0	0	0
0600	14	30.3	27.4	0	0	0	0	1	7	4	1	0	0	0	1	0
0700	43	36.1	30.5	0	0	0	0	2	8	13	13	5	2	0	0	0
0800	53	37	30.4	0	0	1	0	1	9	19	13	8	2	0	0	0
0900	88	35.2	30.4	0	0	0	1	1	12	34	31	8	1	0	0	0
1000	133	34.4	28.6	0	0	0	0	6	39	47	30	10	1	0	0	0
1100	154	35.1	29.1	0	0	5	3	6	24	51	50	12	3	0	0	0
1200	144	34.9	28.7	0	0	2	1	8	35	50	33	11	3	1	0	0
1300	125	35.4	30.3	0	0	0	1	1	17	56	35	13	1	1	0	0
1400	125	34.9	30.1	0	0	2	2	1	11	55	44	8	2	0	0	0
1500	121	34.9	29.3	0	0	0	3	4	21	47	35	11	0	0	0	0
1600	76	34.3	28.2	0	0	0	0	10	17	20	26	2	1	0	0	0
1700	99	35.5	29.9	0	0	0	2	5	13	35	32	12	0	0	0	0
1800	80	36.8	31.3	0	0	0	0	3	10	29	24	9	3	1	1	0
1900	45	35.8	30.8	0	0	0	0	0	7	19	12	6	0	1	0	0
2000	42	35	30.5	0	0	0	0	0	5	19	14	4	0	0	0	0
2100	21	35.6	31.1	0	0	0	1	0	1	8	8	2	1	0	0	0
2200	10	43.5	36	0	0	0	0	0	1	2	2	2	2	1	0	0
2300	12	34.9	31	0	0	0	0	0	2	3	6	1	0	0	0	0
Total	1411	35.4	29.8	0	0	10	14	50	241	518	417	130	24	5	2	0

Speed Report

Site Name - ATC Site 1 - Head Hill Road South

Direction - Northbound

Grid Ref - 51.31337, 0.9342

12 August 2018

Time	Total	Vpp 85	Mean	Vbin 0 1	Vbin 1 5	Vbin 5 10	Vbin 10 15	Vbin 15 20	Vbin 20 25	Vbin 25 30	Vbin 30 35	Vbin 35 40	Vbin 40 45	Vbin 45 50	Vbin 50 55	Vbin 55 55>
0000	8	0	33.5	0	0	0	0	0	1	1	3	3	0	0	0	0
0100	6	0	36.8	0	0	0	0	0	0	2	1	0	3	0	0	0
0200	5	0	35.5	0	0	0	0	0	0	0	4	0	1	0	0	0
0300	2	0	28.5	0	0	0	0	0	0	2	0	0	0	0	0	0
0400	1	0	43.5	0	0	0	0	0	0	0	0	0	1	0	0	0
0500	5	0	31.5	0	0	0	0	0	1	1	2	1	0	0	0	0
0600	11	40.6	34.4	0	0	0	0	0	2	0	5	2	2	0	0	0
0700	23	31.1	27.6	0	0	0	0	2	4	13	4	0	0	0	0	0
0800	27	36.8	30.4	0	0	1	0	1	2	12	6	3	2	0	0	0
0900	53	35.1	30.5	0	0	0	1	0	8	19	20	3	2	0	0	0
1000	80	35.2	29.7	0	1	0	0	1	16	32	21	6	3	0	0	0
1100	137	35.4	30.1	0	1	1	0	2	19	54	44	16	0	0	0	0
1200	113	35.3	30.4	0	0	0	0	3	17	44	37	10	1	0	0	1
1300	102	35.3	30.9	0	0	1	0	2	7	39	43	9	1	0	0	0
1400	100	34.8	29.2	0	0	4	1	1	16	38	32	6	2	0	0	0
1500	91	35.5	30.3	0	0	2	0	0	13	34	31	10	1	0	0	0
1600	70	35.3	30.1	0	0	0	0	2	13	25	22	6	2	0	0	0
1700	43	35.5	31.4	0	0	0	0	1	5	13	19	3	1	1	0	0
1800	55	38.4	31.9	0	0	2	1	0	2	17	18	13	2	0	0	0
1900	34	35.8	31.9	0	0	0	0	1	2	11	15	3	2	0	0	0
2000	31	34.5	29.8	0	0	0	0	1	5	15	7	1	2	0	0	0
2100	13	34.9	32	0	0	0	0	0	2	2	7	2	0	0	0	0
2200	8	0	31	0	0	0	0	0	2	1	4	1	0	0	0	0
2300	4	0	33.5	0	0	0	0	0	0	1	2	1	0	0	0	0
Total	1022	35.6	30.5	0	2	11	3	17	137	376	347	99	28	1	0	1

Speed Report

Site Name - ATC Site 1 - Head Hill Road South

Direction - Northbound

Grid Ref - 51.31337, 0.9342

13 August 2018

Time	Total	Vpp 85	Mean	Vbin 0 1	Vbin 1 5	Vbin 5 10	Vbin 10 15	Vbin 15 20	Vbin 20 25	Vbin 25 30	Vbin 30 35	Vbin 35 40	Vbin 40 45	Vbin 45 50	Vbin 50 55	Vbin 55 55>
0000	6	0	32.7	0	0	0	0	0	0	2	3	1	0	0	0	0
0100	2	0	31	0	0	0	0	0	0	1	1	0	0	0	0	0
0200	0	0	0	0	0	0	0	0	0	0	0	0	0	0	0	0
0300	0	0	0	0	0	0	0	0	0	0	0	0	0	0	0	0
0400	5	0	32.5	0	0	0	0	0	1	1	2	0	1	0	0	0
0500	15	39.8	33.5	0	0	0	0	0	3	2	5	3	1	1	0	0
0600	11	40.3	33	0	0	0	0	0	2	4	1	2	1	1	0	0
0700	49	36.1	30.4	0	0	0	0	4	5	16	16	8	0	0	0	0
0800	59	35.3	28.4	0	0	1	3	4	12	15	17	6	1	0	0	0
0900	58	34.3	29.1	0	0	1	0	3	7	26	18	3	0	0	0	0
1000	66	34	28.7	0	0	0	3	1	13	29	16	3	0	1	0	0
1100	81	35.4	29.6	0	0	0	5	2	8	32	24	9	1	0	0	0
1200	94	35.2	29.7	0	0	0	2	10	6	33	34	7	2	0	0	0
1300	80	35.5	30.5	0	0	0	0	3	10	31	26	9	0	1	0	0
1400	102	35.3	29.3	0	0	0	7	6	11	32	35	8	2	1	0	0
1500	87	36.2	30.8	0	0	0	2	1	7	36	27	14	0	0	0	0
1600	107	36.2	31.4	0	0	0	0	1	11	40	38	14	2	1	0	0
1700	92	39.3	32.4	0	0	2	3	0	7	20	33	19	8	0	0	0
1800	77	37.4	31.3	0	0	0	1	5	6	21	28	14	2	0	0	0
1900	60	38.1	32.8	0	0	0	0	0	3	19	23	13	2	0	0	0
2000	27	38.4	32.9	0	0	0	0	0	3	9	9	3	1	1	1	0
2100	19	38.1	32.4	0	0	0	0	1	0	7	6	4	1	0	0	0
2200	8	0	33.5	0	0	0	0	1	0	0	4	3	0	0	0	0
2300	7	0	31.4	0	0	0	0	0	0	4	2	1	0	0	0	0
Total	1112	36.3	30.6	0	0	4	26	42	115	380	368	144	25	7	1	0

Speed Report

Site Name - ATC Site 1 - Head Hill Road South

Direction - Northbound

Grid Ref - 51.31337, 0.9342

14 August 2018

Time	Total	Vpp 85	Mean	Vbin 0 1	Vbin 1 5	Vbin 5 10	Vbin 10 15	Vbin 15 20	Vbin 20 25	Vbin 25 30	Vbin 30 35	Vbin 35 40	Vbin 40 45	Vbin 45 50	Vbin 50 55	Vbin 55 55>
0000	2	0	41	0	0	0	0	0	0	0	0	1	1	0	0	0
0100	4	0	31	0	0	0	0	0	0	3	0	1	0	0	0	0
0200	1	0	43.5	0	0	0	0	0	0	0	0	0	1	0	0	0
0300	0	0	0	0	0	0	0	0	0	0	0	0	0	0	0	0
0400	1	0	38.5	0	0	0	0	0	0	0	0	1	0	0	0	0
0500	12	42.2	33.9	0	0	0	0	0	3	1	3	2	3	0	0	0
0600	27	35.6	29.8	0	0	0	0	3	4	9	7	2	2	0	0	0
0700	40	36.9	30.5	0	0	0	0	1	8	13	10	8	0	0	0	0
0800	70	36.5	30	0	0	4	1	0	8	23	22	10	2	0	0	0
0900	66	35.1	30.2	0	0	0	1	6	3	21	30	5	0	0	0	0
1000	87	34.3	29	0	0	0	0	5	17	33	28	4	0	0	0	0
1100	87	35.6	28.8	0	0	2	4	4	15	28	22	9	3	0	0	0
1200	103	34.6	27.9	0	0	4	3	5	20	39	22	9	1	0	0	0
1300	94	35.7	29.6	0	0	0	2	8	10	36	25	11	2	0	0	0
1400	105	37	29.9	0	0	3	6	0	14	33	30	14	5	0	0	0
1500	114	34.8	27.8	0	1	2	3	20	11	31	37	7	2	0	0	0
1600	112	35.7	29.2	0	0	2	4	9	15	30	37	14	1	0	0	0
1700	103	38.1	32.2	0	0	0	0	0	16	25	39	17	5	1	0	0
1800	89	37.6	31.7	0	0	1	0	1	12	24	33	13	4	1	0	0
1900	63	38.8	33.4	0	0	0	0	0	2	19	22	18	2	0	0	0
2000	39	35.7	31.6	0	0	1	0	1	3	7	21	6	0	0	0	0
2100	21	37.7	32.5	0	0	0	0	0	2	6	8	4	1	0	0	0
2200	11	35.3	33.5	0	0	0	0	0	1	2	6	1	0	1	0	0
2300	6	0	30.2	0	0	0	0	0	2	2	0	2	0	0	0	0
Total	1257	36.3	30.1	0	1	19	24	63	166	385	402	159	35	3	0	0

Speed Report

Site Name - ATC Site 1 - Head Hill Road South

Direction - Northbound

Grid Ref - 51.31337, 0.9342

15 August 2018

Time	Total	Vpp 85	Mean	Vbin 0 1	Vbin 1 5	Vbin 5 10	Vbin 10 15	Vbin 15 20	Vbin 20 25	Vbin 25 30	Vbin 30 35	Vbin 35 40	Vbin 40 45	Vbin 45 50	Vbin 50 55	Vbin 55 55>
0000	4	0	34.8	0	0	0	0	0	0	1	1	2	0	0	0	0
0100	1	0	28.5	0	0	0	0	0	0	1	0	0	0	0	0	0
0200	2	0	31	0	0	0	0	1	0	0	0	1	0	0	0	0
0300	3	0	33.5	0	0	0	0	0	0	1	1	1	0	0	0	0
0400	2	0	28.5	0	0	0	0	0	0	2	0	0	0	0	0	0
0500	15	35.3	31.2	0	0	0	0	0	2	6	5	1	1	0	0	0
0600	18	35.7	30.2	0	0	0	0	1	4	4	6	3	0	0	0	0
0700	43	36.7	31.5	0	0	0	0	0	6	13	16	8	0	0	0	0
0800	64	35.2	30.5	0	0	0	0	1	8	29	19	5	2	0	0	0
0900	62	36.1	30	0	0	2	0	2	11	16	21	9	1	0	0	0
1000	84	35	30.6	0	0	0	0	0	11	35	31	6	1	0	0	0
1100	102	35.2	29.7	0	0	2	2	2	11	45	29	9	2	0	0	0
1200	108	35.6	30.9	0	0	0	1	1	7	51	34	12	2	0	0	0
1300	73	35.2	29.9	0	0	0	2	3	11	23	27	4	3	0	0	0
1400	97	35.5	30.4	0	0	0	2	5	9	32	38	9	2	0	0	0
1500	106	35.1	29.1	0	0	2	2	3	16	46	25	12	0	0	0	0
1600	99	35.3	29.7	0	0	1	4	5	8	34	37	9	1	0	0	0
1700	118	38	30.5	0	1	3	2	5	11	37	32	22	4	1	0	0
1800	104	35.8	30.9	0	0	0	0	4	8	44	33	12	3	0	0	0
1900	72	36.9	30.5	0	0	4	2	1	6	17	29	10	2	1	0	0
2000	37	35.5	29.9	0	0	0	0	4	3	14	11	5	0	0	0	0
2100	19	36.8	31.7	0	0	0	0	0	2	7	6	4	0	0	0	0
2200	14	34.7	30.3	0	0	1	0	0	1	2	10	0	0	0	0	0
2300	5	0	30.5	0	0	0	0	0	0	3	2	0	0	0	0	0
Total	1252	35.8	30.3	0	1	15	17	38	135	463	413	143	25	2	0	0

Speed Report

Site Name - ATC Site 1 - Head Hill Road South

Direction - Northbound

Grid Ref - 51.31337, 0.9342

16 August 2018

Time	Total	Vpp 85	Mean	Vbin 0 1	Vbin 1 5	Vbin 5 10	Vbin 10 15	Vbin 15 20	Vbin 20 25	Vbin 25 30	Vbin 30 35	Vbin 35 40	Vbin 40 45	Vbin 45 50	Vbin 50 55	Vbin 55 55>
0000	3	0	40.2	0	0	0	0	0	0	0	0	2	1	0	0	0
0100	2	0	38.5	0	0	0	0	0	0	0	1	0	1	0	0	0
0200	4	0	33.5	0	0	0	0	0	0	2	1	0	1	0	0	0
0300	2	0	33.5	0	0	0	0	0	0	0	2	0	0	0	0	0
0400	3	0	31.8	0	0	0	0	0	1	0	1	1	0	0	0	0
0500	13	39.9	31.6	0	0	0	0	1	2	3	4	1	2	0	0	0
0600	18	35.5	30.4	0	0	1	0	0	3	4	7	2	1	0	0	0
0700	33	35.6	30.3	0	0	0	0	3	3	11	11	5	0	0	0	0
0800	63	35.8	30.4	0	0	0	4	1	7	18	24	6	3	0	0	0
0900	61	34.6	29.1	0	0	0	3	3	8	25	17	2	3	0	0	0
1000	91	34.8	28.3	0	0	1	4	2	21	35	18	10	0	0	0	0
1100	104	35.3	29.4	0	0	1	1	4	21	37	28	10	2	0	0	0
1200	76	36.5	29.8	0	1	3	2	1	8	23	25	12	1	0	0	0
1300	88	34.6	28.6	0	0	0	2	12	10	28	31	4	1	0	0	0
1400	86	35.7	30.9	0	0	0	0	6	6	27	36	9	2	0	0	0
1500	94	33.6	26.1	0	1	8	6	1	18	36	18	6	0	0	0	0
1600	93	35.4	28.1	0	0	2	1	11	17	31	19	12	0	0	0	0
1700	89	37.2	32.5	0	0	0	1	1	5	21	44	13	4	0	0	0
1800	97	36	30.6	0	0	1	1	4	10	34	32	13	1	1	0	0
1900	59	38.2	33	0	0	0	0	1	0	20	23	13	2	0	0	0
2000	42	37.5	32.4	0	0	0	0	1	1	17	15	4	3	1	0	0
2100	21	38.9	32.8	0	0	0	1	0	1	6	7	4	1	1	0	0
2200	17	38.4	32.3	0	0	0	1	0	2	4	6	2	1	0	1	0
2300	9	0	34.1	0	0	0	0	0	0	4	1	3	1	0	0	0
Total	1168	35.9	30	0	2	17	27	52	144	386	371	134	31	3	1	0

Speed Report

Site Name - ATC Site 1 - Head Hill Road South

Direction - Southbound

Grid Ref - 51.31337, 0.9342

10 August 2018

Time	Total	Vpp 85	Mean	Vbin 0 1	Vbin 1 5	Vbin 5 10	Vbin 10 15	Vbin 15 20	Vbin 20 25	Vbin 25 30	Vbin 30 35	Vbin 35 40	Vbin 40 45	Vbin 45 50	Vbin 50 55	Vbin 55 55>
0000	2	0	28.5	0	0	0	0	0	0	2	0	0	0	0	0	0
0100	5	0	35.5	0	0	0	0	0	0	0	3	2	0	0	0	0
0200	2	0	31	0	0	0	0	0	0	1	1	0	0	0	0	0
0300	2	0	38.5	0	0	0	0	0	0	0	1	0	1	0	0	0
0400	3	0	30.2	0	0	0	0	0	1	1	0	1	0	0	0	0
0500	15	38.1	33.5	0	0	0	0	0	1	3	7	3	1	0	0	0
0600	26	42.3	34.8	0	0	0	0	1	0	7	7	5	6	0	0	0
0700	62	39	32.5	0	0	1	1	1	6	10	26	12	5	0	0	0
0800	82	36.1	29.8	0	0	3	3	2	12	21	28	8	5	0	0	0
0900	80	35.4	29.8	0	0	1	5	3	4	29	29	7	2	0	0	0
1000	85	35.2	29.1	0	0	2	1	10	4	32	27	8	1	0	0	0
1100	89	36.1	30.6	0	0	1	2	1	12	26	33	13	1	0	0	0
1200	81	35	27.9	0	0	2	9	5	8	25	24	5	3	0	0	0
1300	96	34.4	28.8	0	0	0	0	7	19	41	21	7	1	0	0	0
1400	80	35.3	28.2	0	0	3	6	3	8	32	18	9	1	0	0	0
1500	100	33.4	26	0	0	11	7	5	6	44	24	3	0	0	0	0
1600	93	33.6	26.5	0	0	0	8	12	20	28	20	5	0	0	0	0
1700	88	35.5	29.4	0	0	2	5	2	10	30	28	8	3	0	0	0
1800	82	37	30.5	0	0	3	1	6	7	19	31	11	3	1	0	0
1900	58	37.8	32.5	0	0	0	0	0	6	15	23	13	1	0	0	0
2000	53	35.4	29.5	0	0	0	1	1	11	21	12	6	1	0	0	0
2100	21	36.4	29.9	0	0	0	0	1	4	8	4	4	0	0	0	0
2200	25	39.8	32.9	0	0	0	0	0	2	10	5	5	3	0	0	0
2300	17	39.3	33.5	0	0	0	0	0	2	5	5	3	1	0	1	0
Total	1247	35.9	29.5	0	0	29	49	60	143	410	377	138	39	1	1	0

Speed Report

Site Name - ATC Site 1 - Head Hill Road South

Direction - Southbound

Grid Ref - 51.31337, 0.9342

11 August 2018

Time	Total	Vpp 85	Mean	Vbin 0 1	Vbin 1 5	Vbin 5 10	Vbin 10 15	Vbin 15 20	Vbin 20 25	Vbin 25 30	Vbin 30 35	Vbin 35 40	Vbin 40 45	Vbin 45 50	Vbin 50 55	Vbin 55 55>
0000	11	38.9	33	0	0	0	0	0	1	4	1	5	0	0	0	0
0100	1	0	13.5	0	0	0	1	0	0	0	0	0	0	0	0	0
0200	1	0	28.5	0	0	0	0	0	0	1	0	0	0	0	0	0
0300	2	0	26	0	0	0	0	0	1	1	0	0	0	0	0	0
0400	3	0	26.8	0	0	0	0	0	1	2	0	0	0	0	0	0
0500	10	33.5	30.5	0	0	0	0	0	0	6	4	0	0	0	0	0
0600	25	39.6	33.5	0	0	0	0	0	3	6	6	8	2	0	0	0
0700	38	40.5	34.4	0	0	0	2	0	0	7	12	12	5	0	0	0
0800	53	39.1	29.6	0	0	4	6	3	2	5	16	14	2	1	0	0
0900	77	36.9	30.5	0	0	1	4	4	8	14	32	11	3	0	0	0
1000	105	35.1	28.5	0	0	4	8	3	7	40	33	9	1	0	0	0
1100	117	35.1	29.4	0	0	1	7	5	7	47	39	10	1	0	0	0
1200	106	34.5	26.5	0	0	2	15	13	13	27	28	5	1	2	0	0
1300	116	35.8	29.9	0	0	2	3	5	18	31	41	12	3	1	0	0
1400	111	35	30.3	0	0	2	2	1	6	46	46	7	1	0	0	0
1500	137	34.3	29	0	0	2	5	4	16	59	45	3	3	0	0	0
1600	143	35.3	30.4	0	0	4	3	3	7	52	60	12	1	1	0	0
1700	107	35.6	30	0	0	3	4	2	9	35	41	10	3	0	0	0
1800	106	38.5	32.8	0	0	0	1	2	4	30	44	17	7	1	0	0
1900	70	37.3	32.9	0	0	0	0	0	3	19	34	12	2	0	0	0
2000	60	36.3	30.8	0	0	0	1	2	7	20	20	8	2	0	0	0
2100	27	37.8	33.1	0	0	0	0	1	0	6	13	7	0	0	0	0
2200	17	39.3	32.6	0	0	0	0	1	1	5	5	3	2	0	0	0
2300	18	38	32.4	0	0	0	0	1	2	4	7	2	1	1	0	0
Total	1461	35.9	30.2	0	0	25	62	50	116	467	527	167	40	7	0	0

Speed Report

Site Name - ATC Site 1 - Head Hill Road South
Direction - Southbound
Grid Ref - 51.31337, 0.9342

12 August 2018

Time	Total	Vpp 85	Mean	Vbin 0 1	Vbin 1 5	Vbin 5 10	Vbin 10 15	Vbin 15 20	Vbin 20 25	Vbin 25 30	Vbin 30 35	Vbin 35 40	Vbin 40 45	Vbin 45 50	Vbin 50 55	Vbin 55 55>
0000	12	38.1	32.7	0	0	0	0	0	1	4	3	4	0	0	0	0
0100	4	0	36	0	0	0	0	0	0	0	2	2	0	0	0	0
0200	7	0	32.1	0	0	0	1	0	0	1	3	1	1	0	0	0
0300	4	0	33.5	0	0	0	0	0	0	1	2	1	0	0	0	0
0400	3	0	28.5	0	0	0	0	0	1	1	1	0	0	0	0	0
0500	19	36.8	32.4	0	0	0	0	0	1	6	8	4	0	0	0	0
0600	22	38.2	30.3	0	0	3	0	0	1	4	8	5	1	0	0	0
0700	14	35	26	0	0	1	3	1	0	4	3	1	1	0	0	0
0800	35	38.3	31.9	0	0	0	3	0	1	8	14	7	2	0	0	0
0900	64	37.6	30.8	0	0	1	8	0	1	16	26	6	4	2	0	0
1000	81	35.4	30.2	0	0	1	3	2	5	31	30	7	2	0	0	0
1100	103	35.4	29.4	0	0	3	5	2	11	37	33	9	3	0	0	0
1200	125	35.3	29.3	0	0	3	4	2	18	49	35	12	2	0	0	0
1300	110	35.1	30.2	0	0	3	3	1	4	44	46	8	1	0	0	0
1400	107	35.6	31.1	0	0	3	0	0	7	41	43	10	1	2	0	0
1500	118	35.4	31	0	0	0	1	1	4	62	36	11	3	0	0	0
1600	111	35.1	30	0	0	2	1	2	16	36	45	7	2	0	0	0
1700	114	35.9	32	0	0	0	2	1	4	35	56	13	3	0	0	0
1800	58	38.8	31.9	0	0	0	3	0	0	26	13	12	4	0	0	0
1900	51	38.4	32.5	0	0	0	0	0	3	22	15	6	3	2	0	0
2000	46	37.9	31.3	0	0	1	1	2	2	15	15	7	2	1	0	0
2100	20	38.1	32	0	0	1	0	0	2	3	8	6	0	0	0	0
2200	12	42.2	33.9	0	0	0	1	0	0	3	3	2	3	0	0	0
2300	5	0	34.5	0	0	0	0	0	0	1	3	0	1	0	0	0
Total	1245	36	30.8	0	0	22	39	14	82	450	451	141	39	7	0	0

Speed Report

Site Name - ATC Site 1 - Head Hill Road South

Direction - Southbound

Grid Ref - 51.31337, 0.9342

13 August 2018

Time	Total	Vpp 85	Mean	Vbin 0 1	Vbin 1 5	Vbin 5 10	Vbin 10 15	Vbin 15 20	Vbin 20 25	Vbin 25 30	Vbin 30 35	Vbin 35 40	Vbin 40 45	Vbin 45 50	Vbin 50 55	Vbin 55 55>
0000	2	0	28.5	0	0	0	0	0	0	2	0	0	0	0	0	0
0100	1	0	33.5	0	0	0	0	0	0	0	1	0	0	0	0	0
0200	0	0	0	0	0	0	0	0	0	0	0	0	0	0	0	0
0300	2	0	33.5	0	0	0	0	0	0	2	0	0	0	0	0	0
0400	3	0	30.2	0	0	0	0	0	1	1	0	1	0	0	0	0
0500	11	38.1	32.1	0	0	0	0	1	2	0	5	2	1	0	0	0
0600	36	39.8	32.7	0	0	0	2	1	2	9	10	8	2	2	0	0
0700	67	37.9	33	0	0	0	2	0	2	14	33	14	1	1	0	0
0800	86	37.8	32.2	0	0	1	1	2	3	24	37	13	5	0	0	0
0900	78	37.7	30.6	0	0	2	3	4	4	25	23	14	2	0	1	0
1000	78	35.4	30.2	0	0	0	2	2	9	28	28	9	0	0	0	0
1100	93	35.5	29.1	0	0	3	7	2	9	27	34	9	2	0	0	0
1200	86	35.2	30.8	0	0	0	0	1	9	36	32	6	2	0	0	0
1300	104	35.7	30	0	0	3	4	2	9	35	37	11	3	0	0	0
1400	75	34.6	29.6	0	0	2	0	1	9	36	21	4	2	0	0	0
1500	106	37.1	31	0	0	0	5	1	5	47	29	12	6	0	1	0
1600	129	36.8	30.4	0	0	2	6	2	15	37	44	20	3	0	0	0
1700	87	35.9	31	0	0	3	1	2	4	26	38	11	2	0	0	0
1800	53	40.2	34	0	0	0	1	0	3	9	24	9	6	1	0	0
1900	51	38.9	31.9	0	0	0	3	4	1	9	19	12	2	1	0	0
2000	31	39.4	34.5	0	0	0	0	1	0	6	12	10	1	1	0	0
2100	12	38.1	32.3	0	0	0	0	1	1	2	4	4	0	0	0	0
2200	22	38.7	31.9	0	0	1	1	0	1	5	7	6	0	1	0	0
2300	3	0	31.8	0	0	0	0	0	1	0	1	1	0	0	0	0
Total	1216	37.2	31.1	0	0	17	38	27	90	378	441	176	40	7	2	0

Speed Report

Site Name - ATC Site 1 - Head Hill Road South
Direction - Southbound
Grid Ref - 51.31337, 0.9342

14 August 2018

Time	Total	Vpp 85	Mean	Vbin 0 1	Vbin 1 5	Vbin 5 10	Vbin 10 15	Vbin 15 20	Vbin 20 25	Vbin 25 30	Vbin 30 35	Vbin 35 40	Vbin 40 45	Vbin 45 50	Vbin 50 55	Vbin 55 55>
0000	4	0	34.8	0	0	0	0	0	0	2	0	1	1	0	0	0
0100	2	0	13.5	0	0	0	2	0	0	0	0	0	0	0	0	0
0200	1	0	28.5	0	0	0	0	0	0	1	0	0	0	0	0	0
0300	5	0	38.5	0	0	0	0	0	0	0	2	1	2	0	0	0
0400	2	0	28.5	0	0	0	0	0	1	0	1	0	0	0	0	0
0500	19	37.1	30.6	0	0	1	0	0	3	5	6	3	1	0	0	0
0600	38	40.8	32.1	0	0	0	1	6	1	5	13	6	6	0	0	0
0700	61	40.2	33.2	0	0	0	1	4	3	14	15	17	6	1	0	0
0800	90	37.9	30.8	0	0	1	4	3	7	27	26	21	1	0	0	0
0900	91	38	30.4	0	0	4	8	1	4	22	33	12	6	0	1	0
1000	87	34.7	27.8	0	0	3	4	9	14	22	29	4	2	0	0	0
1100	89	34.9	28.6	0	0	3	2	7	13	26	31	5	2	0	0	0
1200	103	34.9	26.6	0	0	5	11	10	12	29	26	10	0	0	0	0
1300	90	35	25.3	0	3	13	6	5	6	23	25	8	1	0	0	0
1400	110	36.9	29.4	0	0	5	5	12	6	22	40	16	4	0	0	0
1500	117	34.5	28.1	0	0	2	9	6	16	47	27	8	0	1	0	1
1600	132	35.9	29.4	0	0	2	7	10	11	46	36	14	5	0	1	0
1700	127	35.9	30.4	0	0	1	3	9	14	29	53	14	4	0	0	0
1800	87	38.1	33.2	0	0	0	1	1	4	16	44	18	2	1	0	0
1900	59	38.8	33.5	0	0	0	2	0	2	9	27	17	2	0	0	0
2000	46	36.6	32.8	0	0	0	1	0	1	12	24	5	2	1	0	0
2100	16	36.3	32.3	0	0	0	1	0	0	4	8	2	1	0	0	0
2200	17	40.8	34.7	0	0	0	0	0	2	2	8	2	1	2	0	0
2300	11	35.3	31.2	0	0	0	0	2	0	2	5	1	1	0	0	0
Total	1404	36.9	29.8	0	3	40	68	85	120	365	479	185	50	6	2	1

Speed Report

Site Name - ATC Site 1 - Head Hill Road South

Direction - Southbound

Grid Ref - 51.31337, 0.9342

15 August 2018

Time	Total	Vpp 85	Mean	Vbin 0 1	Vbin 1 5	Vbin 5 10	Vbin 10 15	Vbin 15 20	Vbin 20 25	Vbin 25 30	Vbin 30 35	Vbin 35 40	Vbin 40 45	Vbin 45 50	Vbin 50 55	Vbin 55 55>
0000	4	0	36	0	0	0	0	0	0	1	0	3	0	0	0	0
0100	1	0	33.5	0	0	0	0	0	0	0	1	0	0	0	0	0
0200	0	0	0	0	0	0	0	0	0	0	0	0	0	0	0	0
0300	6	0	30.2	0	0	1	1	0	0	0	2	0	1	1	0	0
0400	6	0	34.3	0	0	0	1	0	1	0	1	1	1	0	1	0
0500	17	39.3	30.9	0	0	1	1	0	3	2	3	6	1	0	0	0
0600	30	40.4	34	0	0	0	1	0	3	4	10	8	3	1	0	0
0700	41	40.6	34.1	0	0	0	1	0	3	6	17	8	5	1	0	0
0800	92	38.3	31.7	0	0	0	0	8	7	23	31	19	4	0	0	0
0900	102	36.4	30.4	0	0	4	5	2	6	26	42	14	3	0	0	0
1000	72	35	29.8	0	0	1	2	1	7	32	22	5	2	0	0	0
1100	96	35.4	29.5	0	0	1	6	2	12	32	32	8	2	1	0	0
1200	92	35	30.5	0	0	1	1	2	6	38	37	5	2	0	0	0
1300	89	35.8	29.1	0	0	1	8	3	10	28	26	11	2	0	0	0
1400	106	35.1	29.1	0	0	2	4	7	14	30	40	7	2	0	0	0
1500	138	34.4	28.1	0	0	0	2	12	36	46	31	9	2	0	0	0
1600	113	37.6	31	0	0	1	3	3	14	31	38	17	6	0	0	0
1700	108	36.1	30.1	0	0	0	3	3	18	37	30	15	1	1	0	0
1800	82	38.2	30	0	0	3	7	5	5	12	29	19	2	0	0	0
1900	75	37.6	31.9	0	0	0	1	2	4	26	27	10	5	0	0	0
2000	60	38.3	32.3	0	0	0	0	1	6	17	21	12	3	0	0	0
2100	33	35.4	31.5	0	0	0	0	1	2	13	12	4	0	1	0	0
2200	23	36.1	32.4	0	0	0	0	1	3	3	12	2	1	1	0	0
2300	8	0	35.4	0	0	0	0	0	0	1	4	2	1	0	0	0
Total	1394	36.9	30.5	0	0	16	47	53	160	408	468	185	49	7	1	0

Speed Report

Site Name - ATC Site 1 - Head Hill Road South

Direction - Southbound

Grid Ref - 51.31337, 0.9342

16 August 2018

Time	Total	Vpp 85	Mean	Vbin 0 1	Vbin 1 5	Vbin 5 10	Vbin 10 15	Vbin 15 20	Vbin 20 25	Vbin 25 30	Vbin 30 35	Vbin 35 40	Vbin 40 45	Vbin 45 50	Vbin 50 55	Vbin 55 55>
0000	5	0	34.5	0	0	0	0	0	0	1	2	2	0	0	0	0
0100	2	0	33.5	0	0	0	0	0	0	1	0	1	0	0	0	0
0200	4	0	22.3	0	0	0	1	1	1	0	1	0	0	0	0	0
0300	5	0	37.5	0	0	0	0	0	0	0	3	1	0	1	0	0
0400	5	0	31.5	0	0	0	0	0	1	0	4	0	0	0	0	0
0500	15	36.6	31.2	0	0	0	0	1	3	2	6	2	1	0	0	0
0600	37	40.3	32.6	0	0	0	1	2	2	11	8	8	5	0	0	0
0700	59	38.4	32.3	0	0	1	1	3	2	10	27	12	3	0	0	0
0800	76	38	31.6	0	0	1	0	1	10	22	25	13	4	0	0	0
0900	92	37.6	28.5	0	0	8	6	4	4	30	20	18	2	0	0	0
1000	90	36	29.1	0	0	3	4	3	12	31	23	13	1	0	0	0
1100	82	35	29.4	0	0	0	1	6	13	29	25	6	2	0	0	0
1200	83	35.7	29.6	0	0	2	6	1	9	25	29	7	4	0	0	0
1300	101	37.1	30.7	0	0	6	4	1	5	20	46	15	4	0	0	0
1400	96	36.4	31.5	0	0	0	1	4	3	36	36	13	2	1	0	0
1500	119	33.9	24.5	0	0	1	29	17	13	28	22	7	2	0	0	0
1600	86	35.8	29.5	0	0	0	3	6	16	22	26	10	3	0	0	0
1700	91	39.1	33.3	0	0	0	2	1	1	24	36	21	5	1	0	0
1800	65	39.6	32.9	0	0	1	0	2	5	13	25	12	7	0	0	0
1900	46	37	32.4	0	0	0	0	0	4	12	21	8	1	0	0	0
2000	39	42.4	34.4	0	0	0	0	1	2	12	8	8	6	2	0	0
2100	26	38.8	32.7	0	0	0	1	1	2	3	9	10	0	0	0	0
2200	22	42.5	35.3	0	0	0	0	0	0	5	10	2	4	1	0	0
2300	19	39.7	33	0	0	0	1	0	2	4	5	5	1	1	0	0
Total	1265	37.7	30.5	0	0	23	61	55	110	341	417	194	57	7	0	0

85% Report

Site Name - ATC Site 1 - Head Hill Road South
Direction - Northbound
Grid Ref - 51.31337, 0.9342

Time	10-Aug-18	11-Aug-18	12-Aug-18	13-Aug-18	14-Aug-18	15-Aug-18	16-Aug-18	Average
0000								0.0
0100								0.0
0200								0.0
0300								0.0
0400								0.0
0500	39	39.9		39.8	42.2	35.3	39.9	39.4
0600	35.5	30.3	40.6	40.3	35.6	35.7	35.5	36.2
0700	34.3	36.1	31.1	36.1	36.9	36.7	35.6	35.3
0800	35.1	37	36.8	35.3	36.5	35.2	35.8	36.0
0900	35.8	35.2	35.1	34.3	35.1	36.1	34.6	35.2
1000	35.4	34.4	35.2	34	34.3	35	34.8	34.7
1100	35.1	35.1	35.4	35.4	35.6	35.2	35.3	35.3
1200	34.2	34.9	35.3	35.2	34.6	35.6	36.5	35.2
1300	33.5	35.4	35.3	35.5	35.7	35.2	34.6	35.0
1400	35.5	34.9	34.8	35.3	37	35.5	35.7	35.5
1500	33.7	34.9	35.5	36.2	34.8	35.1	33.6	34.8
1600	34.4	34.3	35.3	36.2	35.7	35.3	35.4	35.2
1700	35.4	35.5	35.5	39.3	38.1	38	37.2	37.0
1800	36	36.8	38.4	37.4	37.6	35.8	36	36.9
1900	38.1	35.8	35.8	38.1	38.8	36.9	38.2	37.4
2000	36.1	35	34.5	38.4	35.7	35.5	37.5	36.1
2100	36.7	35.6	34.9	38.1	37.7	36.8	38.9	37.0
2200	36.1	43.5			35.3	34.7	38.4	37.6
2300	33.5	34.9						34.2
Total	35.4	35.4	35.6	36.3	36.3	35.8	35.9	35.8

85% Report

Site Name - ATC Site 1 - Head Hill Road South
Direction - Southbound
Grid Ref - 51.31337, 0.9342

Time	10-Aug-18	11-Aug-18	12-Aug-18	13-Aug-18	14-Aug-18	15-Aug-18	16-Aug-18	Average
0000		38.9	38.1					38.5
0100								0.0
0200								0.0
0300								0.0
0400								0.0
0500	38.1	33.5	36.8	38.1	37.1	39.3	36.6	37.1
0600	42.3	39.6	38.2	39.8	40.8	40.4	40.3	40.2
0700	39	40.5	35	37.9	40.2	40.6	38.4	38.8
0800	36.1	39.1	38.3	37.8	37.9	38.3	38	37.9
0900	35.4	36.9	37.6	37.7	38	36.4	37.6	37.1
1000	35.2	35.1	35.4	35.4	34.7	35	36	35.3
1100	36.1	35.1	35.4	35.5	34.9	35.4	35	35.3
1200	35	34.5	35.3	35.2	34.9	35	35.7	35.1
1300	34.4	35.8	35.1	35.7	35	35.8	37.1	35.6
1400	35.3	35	35.6	34.6	36.9	35.1	36.4	35.6
1500	33.4	34.3	35.4	37.1	34.5	34.4	33.9	34.7
1600	33.6	35.3	35.1	36.8	35.9	37.6	35.8	35.7
1700	35.5	35.6	35.9	35.9	35.9	36.1	39.1	36.3
1800	37	38.5	38.8	40.2	38.1	38.2	39.6	38.6
1900	37.8	37.3	38.4	38.9	38.8	37.6	37	38.0
2000	35.4	36.3	37.9	39.4	36.6	38.3	42.4	38.0
2100	36.4	37.8	38.1	38.1	36.3	35.4	38.8	37.3
2200	39.8	39.3	42.2	38.7	40.8	36.1	42.5	39.9
2300	39.3	38			35.3		39.7	38.1
Total	35.9	35.9	36	37.2	36.9	36.9	37.7	36.6

Average Speed Report

Site Name - ATC Site 1 - Head Hill Road South
Direction - Northbound
Grid Ref - 51.31337, 0.9342


Time	10-Aug-18	11-Aug-18	12-Aug-18	13-Aug-18	14-Aug-18	15-Aug-18	16-Aug-18	Average
0000	36	32.3	33.5	32.7	41	34.8	40.2	35.8
0100	0	35.2	36.8	31	31	28.5	38.5	28.7
0200	36	28.5	35.5		43.5	31	33.5	34.7
0300	36	33.5	28.5			33.5	33.5	33.0
0400	40.2	31.8	43.5	32.5	38.5	28.5	31.8	35.3
0500	33.8	32.7	31.5	33.5	33.9	31.2	31.6	32.6
0600	30.4	27.4	34.4	33	29.8	30.2	30.4	30.8
0700	29.3	30.5	27.6	30.4	30.5	31.5	30.3	30.0
0800	29.3	30.4	30.4	28.4	30	30.5	30.4	29.9
0900	29.1	30.4	30.5	29.1	30.2	30	29.1	29.8
1000	30.2	28.6	29.7	28.7	29	30.6	28.3	29.3
1100	29.8	29.1	30.1	29.6	28.8	29.7	29.4	29.5
1200	28.8	28.7	30.4	29.7	27.9	30.9	29.8	29.5
1300	27.7	30.3	30.9	30.5	29.6	29.9	28.6	29.6
1400	29.6	30.1	29.2	29.3	29.9	30.4	30.9	29.9
1500	23.5	29.3	30.3	30.8	27.8	29.1	26.1	28.1
1600	27.4	28.2	30.1	31.4	29.2	29.7	28.1	29.2
1700	30.2	29.9	31.4	32.4	32.2	30.5	32.5	31.3
1800	32.1	31.3	31.9	31.3	31.7	30.9	30.6	31.4
1900	32.3	30.8	31.9	32.8	33.4	30.5	33	32.1
2000	29.6	30.5	29.8	32.9	31.6	29.9	32.4	31.0
2100	32.3	31.1	32	32.4	32.5	31.7	32.8	32.1
2200	31.3	36	31	33.5	33.5	30.3	32.3	32.6
2300	29.5	31	33.5	31.4	30.2	30.5	34.1	31.5
Total	29.3	29.8	30.5	30.6	30.1	30.3	30	30.1

Average Speed Report

Site Name - ATC Site 1 - Head Hill Road South
Direction - Southbound
Grid Ref - 51.31337, 0.9342

Time	10-Aug-18	11-Aug-18	12-Aug-18	13-Aug-18	14-Aug-18	15-Aug-18	16-Aug-18	Average
0000	28.5	33	32.7	28.5	34.8	36	34.5	32.6
0100	35.5	13.5	36	33.5	13.5	33.5	33.5	28.4
0200	31	28.5	32.1		28.5		22.3	28.5
0300	38.5	26	33.5	33.5	38.5	30.2	37.5	34.0
0400	30.2	26.8	28.5	30.2	28.5	34.3	31.5	30.0
0500	33.5	30.5	32.4	32.1	30.6	30.9	31.2	31.6
0600	34.8	33.5	30.3	32.7	32.1	34	32.6	32.9
0700	32.5	34.4	26	33	33.2	34.1	32.3	32.2
0800	29.8	29.6	31.9	32.2	30.8	31.7	31.6	31.1
0900	29.8	30.5	30.8	30.6	30.4	30.4	28.5	30.1
1000	29.1	28.5	30.2	30.2	27.8	29.8	29.1	29.2
1100	30.6	29.4	29.4	29.1	28.6	29.5	29.4	29.4
1200	27.9	26.5	29.3	30.8	26.6	30.5	29.6	28.7
1300	28.8	29.9	30.2	30	25.3	29.1	30.7	29.1
1400	28.2	30.3	31.1	29.6	29.4	29.1	31.5	29.9
1500	26	29	31	31	28.1	28.1	24.5	28.2
1600	26.5	30.4	30	30.4	29.4	31	29.5	29.6
1700	29.4	30	32	31	30.4	30.1	33.3	30.9
1800	30.5	32.8	31.9	34	33.2	30	32.9	32.2
1900	32.5	32.9	32.5	31.9	33.5	31.9	32.4	32.5
2000	29.5	30.8	31.3	34.5	32.8	32.3	34.4	32.2
2100	29.9	33.1	32	32.3	32.3	31.5	32.7	32.0
2200	32.9	32.6	33.9	31.9	34.7	32.4	35.3	33.4
2300	33.5	32.4	34.5	31.8	31.2	35.4	33	33.1
Total	29.5	30.2	30.8	31.1	29.8	30.5	30.5	30.3



	ATC Site 2 - Head Hill Road North Radar Speed Survey	August 2018
---	---	-------------

Volume Reports

Site Name - ATC Site 2 - Head Hill Road North

Direction - Northbound

Grid Ref - 51.31975, 0.94077

Time	10-Aug-18	11-Aug-18	12-Aug-18	13-Aug-18	14-Aug-18	15-Aug-18	16-Aug-18	5 Day Total	5 Day Average	7 Day Total	7 Day Average
0000	2	9	10	2	2	3	5	14	3	33	5
0100	5	1	4	1	1	1	2	10	2	15	2
0200	3	1	8	0	1	1	5	10	2	19	3
0300	1	3	3	2	6	4	5	18	4	24	3
0400	3	3	4	3	2	6	7	21	4	28	4
0500	15	11	17	11	16	16	12	70	14	98	14
0600	26	19	10	31	30	24	28	139	28	168	24
0700	48	34	12	60	48	41	46	243	49	289	41
0800	67	49	35	76	69	73	63	348	70	432	62
0900	74	79	61	67	84	89	77	391	78	531	76
1000	76	101	68	71	74	71	73	365	73	534	76
1100	78	116	101	79	79	89	68	393	79	610	87
1200	83	99	114	76	77	78	75	389	78	602	86
1300	84	108	98	91	86	83	92	436	87	642	92
1400	71	112	106	75	102	105	87	440	88	658	94
1500	76	132	109	103	108	125	86	498	100	739	106
1600	77	133	108	107	111	96	80	471	94	712	102
1700	76	95	99	67	103	94	75	415	83	609	87
1800	64	83	56	42	76	70	65	317	63	456	65
1900	48	62	49	45	50	66	40	249	50	360	51
2000	49	58	41	28	43	56	35	211	42	310	44
2100	18	26	19	13	13	31	23	98	20	143	20
2200	22	17	9	20	17	24	21	104	21	130	19
2300	18	18	5	4	8	6	18	54	11	77	11
Total	1084	1369	1146	1074	1206	1252	1088	5704	1141	8219	1174

Volume Reports

Site Name - ATC Site 2 - Head Hill Road North

Direction - Southbound

Grid Ref - 51.31975, 0.94077

Time	10-Aug-18	11-Aug-18	12-Aug-18	13-Aug-18	14-Aug-18	15-Aug-18	16-Aug-18	5 Day Total	5 Day Average	7 Day Total	7 Day Average
0000	2	4	6	6	1	4	2	15	3	25	4
0100	0	3	5	2	3	1	2	8	2	16	2
0200	2	1	6	0	1	2	4	9	2	16	2
0300	2	3	2	0	1	3	2	8	2	13	2
0400	3	3	1	5	1	2	4	15	3	19	3
0500	8	7	5	7	5	7	5	32	6	44	6
0600	21	12	7	11	16	13	14	75	15	94	13
0700	26	29	20	34	28	29	21	138	28	187	27
0800	36	44	21	47	50	49	50	232	46	297	42
0900	54	73	52	52	49	56	51	262	52	387	55
1000	84	122	68	57	74	82	68	365	73	555	79
1100	87	137	125	75	75	90	89	416	83	678	97
1200	213	140	99	77	81	96	69	536	107	775	111
1300	105	119	90	73	86	64	83	411	82	620	89
1400	65	113	81	86	94	90	75	410	82	604	86
1500	331	114	85	80	99	102	157	769	154	968	138
1600	83	70	65	94	92	91	79	439	88	574	82
1700	90	87	34	83	82	103	79	437	87	558	80
1800	74	67	50	60	79	88	88	389	78	506	72
1900	45	38	31	54	61	61	56	277	55	346	49
2000	54	36	24	23	28	32	36	173	35	233	33
2100	25	18	11	42	16	18	18	119	24	148	21
2200	19	11	10	7	10	13	14	63	13	84	12
2300	9	11	5	7	6	4	9	35	7	51	7
Total	1438	1262	903	982	1038	1100	1075	5633	1127	7798	1114

Class Report

Site Name - ATC Site 2 - Head Hill Road North
Direction - Northbound
Grid Ref - 51.31975, 0.94077

10 August 2018

Time	Total	Bin 1 <=5.2m	Bin 2 5.2-6.5	Bin 3 6.5-11.5	Bin 4 >11.5
0000	2	0	2	0	0
0100	5	5	0	0	0
0200	3	3	0	0	0
0300	1	1	0	0	0
0400	3	2	0	1	0
0500	15	12	2	1	0
0600	26	20	5	1	0
0700	48	45	1	2	0
0800	67	48	11	6	2
0900	74	63	9	2	0
1000	76	64	8	4	0
1100	78	66	9	2	1
1200	83	74	5	4	0
1300	84	81	3	0	0
1400	71	60	5	5	1
1500	76	70	4	2	0
1600	77	71	5	1	0
1700	76	70	4	2	0
1800	64	63	1	0	0
1900	48	43	4	0	1
2000	49	43	5	1	0
2100	18	17	1	0	0
2200	22	22	0	0	0
2300	18	18	0	0	0
Total	1084	961	84	34	5

Class Report

Site Name - ATC Site 2 - Head Hill Road North
Direction - Northbound
Grid Ref - 51.31975, 0.94077

11 August 2018

Time	Total	Bin 1 <=5.2m	Bin 2 5.2-6.5	Bin 3 6.5-11.5	Bin 4 >11.5
0000	9	9	0	0	0
0100	1	1	0	0	0
0200	1	1	0	0	0
0300	3	1	1	1	0
0400	3	3	0	0	0
0500	11	8	1	2	0
0600	19	16	2	1	0
0700	34	30	4	0	0
0800	49	44	3	2	0
0900	79	72	3	3	1
1000	101	94	5	2	0
1100	116	97	15	4	0
1200	99	88	4	5	2
1300	108	103	3	2	0
1400	112	106	5	1	0
1500	132	123	7	2	0
1600	133	123	7	3	0
1700	95	90	4	1	0
1800	83	76	4	3	0
1900	62	62	0	0	0
2000	58	58	0	0	0
2100	26	26	0	0	0
2200	17	16	1	0	0
2300	18	17	0	0	1
Total	1369	1264	69	32	4

Class Report

Site Name - ATC Site 2 - Head Hill Road North
Direction - Northbound
Grid Ref - 51.31975, 0.94077

12 August 2018

Time	Total	Bin 1 <=5.2m	Bin 2 5.2-6.5	Bin 3 6.5-11.5	Bin 4 >11.5
0000	10	7	1	2	0
0100	4	4	0	0	0
0200	8	8	0	0	0
0300	3	2	1	0	0
0400	4	2	0	2	0
0500	17	16	0	1	0
0600	10	10	0	0	0
0700	12	10	1	1	0
0800	35	34	1	0	0
0900	61	59	1	0	1
1000	68	66	2	0	0
1100	101	90	9	1	1
1200	114	108	5	1	0
1300	98	94	2	2	0
1400	106	99	5	2	0
1500	109	106	2	1	0
1600	108	107	1	0	0
1700	99	91	7	1	0
1800	56	45	9	0	2
1900	49	43	5	1	0
2000	41	35	4	1	1
2100	19	18	1	0	0
2200	9	8	1	0	0
2300	5	4	1	0	0
Total	1146	1066	59	16	5

Class Report

Site Name - ATC Site 2 - Head Hill Road North
Direction - Northbound
Grid Ref - 51.31975, 0.94077

13 August 2018

Time	Total	Bin 1 <=5.2m	Bin 2 5.2-6.5	Bin 3 6.5-11.5	Bin 4 >11.5
0000	2	2	0	0	0
0100	1	1	0	0	0
0200	0	0	0	0	0
0300	2	2	0	0	0
0400	3	1	0	2	0
0500	11	7	3	0	1
0600	31	25	6	0	0
0700	60	53	6	1	0
0800	76	52	18	6	0
0900	67	49	15	3	0
1000	71	57	8	4	2
1100	79	65	7	4	3
1200	76	62	11	3	0
1300	91	66	15	10	0
1400	75	57	11	5	2
1500	103	89	12	2	0
1600	107	76	25	6	0
1700	67	59	7	1	0
1800	42	36	6	0	0
1900	45	39	5	0	1
2000	28	24	3	1	0
2100	13	12	1	0	0
2200	20	18	1	1	0
2300	4	3	1	0	0
Total	1074	855	161	49	9

Class Report

Site Name - ATC Site 2 - Head Hill Road North
Direction - Northbound
Grid Ref - 51.31975, 0.94077

14 August 2018

Time	Total	Bin 1 <=5.2m	Bin 2 5.2-6.5	Bin 3 6.5-11.5	Bin 4 >11.5
0000	2	2	0	0	0
0100	1	1	0	0	0
0200	1	1	0	0	0
0300	6	5	1	0	0
0400	2	0	0	2	0
0500	16	10	5	1	0
0600	30	22	7	1	0
0700	48	40	4	3	1
0800	69	57	11	1	0
0900	84	70	7	7	0
1000	74	61	10	3	0
1100	79	64	9	4	2
1200	77	58	14	4	1
1300	86	74	5	7	0
1400	102	84	14	4	0
1500	108	83	18	6	1
1600	111	97	8	6	0
1700	103	89	11	3	0
1800	76	68	7	1	0
1900	50	45	5	0	0
2000	43	37	5	1	0
2100	13	10	3	0	0
2200	17	14	3	0	0
2300	8	7	0	1	0
Total	1206	999	147	55	5

Class Report

Site Name - ATC Site 2 - Head Hill Road North
Direction - Northbound
Grid Ref - 51.31975, 0.94077

15 August 2018

Time	Total	Bin 1 <=5.2m	Bin 2 5.2-6.5	Bin 3 6.5-11.5	Bin 4 >11.5
0000	3	3	0	0	0
0100	1	1	0	0	0
0200	1	1	0	0	0
0300	4	4	0	0	0
0400	6	5	0	1	0
0500	16	11	4	1	0
0600	24	18	4	2	0
0700	41	33	3	5	0
0800	73	61	10	2	0
0900	89	78	8	3	0
1000	71	59	8	2	2
1100	89	75	8	6	0
1200	78	60	13	5	0
1300	83	66	12	5	0
1400	105	89	12	4	0
1500	125	97	24	3	1
1600	96	80	10	4	2
1700	94	88	2	4	0
1800	70	65	2	2	1
1900	66	63	2	1	0
2000	56	52	1	1	2
2100	31	31	0	0	0
2200	24	21	1	2	0
2300	6	6	0	0	0
Total	1252	1067	124	53	8

Class Report

Site Name - ATC Site 2 - Head Hill Road North
Direction - Northbound
Grid Ref - 51.31975, 0.94077

16 August 2018

Time	Total	Bin 1 <=5.2m	Bin 2 5.2-6.5	Bin 3 6.5-11.5	Bin 4 >11.5
0000	5	5	0	0	0
0100	2	2	0	0	0
0200	5	5	0	0	0
0300	5	4	1	0	0
0400	7	3	2	2	0
0500	12	10	1	1	0
0600	28	25	2	1	0
0700	46	43	1	2	0
0800	63	60	2	1	0
0900	77	67	3	6	1
1000	73	61	10	2	0
1100	68	55	7	5	1
1200	75	69	2	3	1
1300	92	88	4	0	0
1400	87	77	3	7	0
1500	86	76	10	0	0
1600	80	79	1	0	0
1700	75	68	3	3	1
1800	65	55	7	3	0
1900	40	37	3	0	0
2000	35	32	3	0	0
2100	23	22	1	0	0
2200	21	18	2	1	0
2300	18	15	2	1	0
Total	1088	976	70	38	4

Class Report

Site Name - ATC Site 2 - Head Hill Road North
Direction - Southbound
Grid Ref - 51.31975, 0.94077

10 August 2018

Time	Total	Bin 1 ≤5.2m	Bin 2 5.2-6.5	Bin 3 6.5-11.5	Bin 4 >11.5
0000	2	2	0	0	0
0100	0	0	0	0	0
0200	2	1	1	0	0
0300	2	2	0	0	0
0400	3	3	0	0	0
0500	8	5	0	3	0
0600	21	13	4	4	0
0700	26	17	5	3	1
0800	36	29	5	2	0
0900	54	36	12	6	0
1000	84	69	7	8	0
1100	87	79	5	2	1
1200	213	161	33	7	12
1300	105	93	7	4	1
1400	65	56	7	2	0
1500	331	271	26	17	17
1600	83	72	4	3	4
1700	90	76	11	3	0
1800	74	68	6	0	0
1900	45	42	2	0	1
2000	54	32	18	4	0
2100	25	22	1	2	0
2200	19	15	3	1	0
2300	9	7	2	0	0
Total	1438	1171	159	71	37

Class Report

Site Name - ATC Site 2 - Head Hill Road North
Direction - Southbound
Grid Ref - 51.31975, 0.94077

11 August 2018

Time	Total	Bin 1 ≤5.2m	Bin 2 5.2-6.5	Bin 3 6.5-11.5	Bin 4 >11.5
0000	4	3	0	1	0
0100	3	3	0	0	0
0200	1	1	0	0	0
0300	3	1	2	0	0
0400	3	2	0	1	0
0500	7	6	0	1	0
0600	12	8	3	0	1
0700	29	25	3	1	0
0800	44	33	4	7	0
0900	73	65	7	1	0
1000	122	112	5	5	0
1100	137	110	22	4	1
1200	140	124	9	6	1
1300	119	111	5	3	0
1400	113	104	7	1	1
1500	114	99	13	2	0
1600	70	59	7	3	1
1700	87	81	4	1	1
1800	67	60	6	1	0
1900	38	36	1	1	0
2000	36	35	0	1	0
2100	18	18	0	0	0
2200	11	9	2	0	0
2300	11	7	0	4	0
Total	1262	1112	100	44	6

Class Report

Site Name - ATC Site 2 - Head Hill Road North

Direction - Southbound

Grid Ref - 51.31975, 0.94077

12 August 2018

Time	Total	Bin 1 <=5.2m	Bin 2 5.2-6.5	Bin 3 6.5-11.5	Bin 4 >11.5
0000	6	6	0	0	0
0100	5	3	1	1	0
0200	6	5	1	0	0
0300	2	1	0	1	0
0400	1	1	0	0	0
0500	5	3	1	0	1
0600	7	5	1	0	1
0700	20	17	2	1	0
0800	21	17	3	1	0
0900	52	46	6	0	0
1000	68	59	7	1	1
1100	125	104	20	0	1
1200	99	90	8	1	0
1300	90	80	10	0	0
1400	81	72	5	3	1
1500	85	82	2	1	0
1600	65	60	4	1	0
1700	34	25	5	2	2
1800	50	45	4	1	0
1900	31	26	5	0	0
2000	24	18	3	2	1
2100	11	10	0	1	0
2200	10	9	1	0	0
2300	5	4	1	0	0
Total	903	788	90	17	8

Class Report

Site Name - ATC Site 2 - Head Hill Road North

Direction - Southbound

Grid Ref - 51.31975, 0.94077

13 August 2018

Time	Total	Bin 1 <=5.2m	Bin 2 5.2-6.5	Bin 3 6.5-11.5	Bin 4 >11.5
0000	6	6	0	0	0
0100	2	2	0	0	0
0200	0	0	0	0	0
0300	0	0	0	0	0
0400	5	4	0	1	0
0500	7	3	3	1	0
0600	11	6	4	1	0
0700	34	22	11	1	0
0800	47	26	14	6	1
0900	52	34	13	3	2
1000	57	49	3	4	1
1100	75	58	8	7	2
1200	77	66	7	3	1
1300	73	57	9	5	2
1400	86	73	7	5	1
1500	80	65	9	5	1
1600	94	79	13	2	0
1700	83	74	5	3	1
1800	60	52	6	2	0
1900	54	47	7	0	0
2000	23	22	1	0	0
2100	42	27	5	7	3
2200	7	5	2	0	0
2300	7	5	2	0	0
Total	982	782	129	56	15

Class Report

Site Name - ATC Site 2 - Head Hill Road North

Direction - Southbound

Grid Ref - 51.31975, 0.94077

14 August 2018

Time	Total	Bin 1 <=5.2m	Bin 2 5.2-6.5	Bin 3 6.5-11.5	Bin 4 >11.5
0000	1	1	0	0	0
0100	3	2	1	0	0
0200	1	1	0	0	0
0300	1	0	0	1	0
0400	1	1	0	0	0
0500	5	2	2	0	1
0600	16	6	8	0	2
0700	28	20	4	4	0
0800	50	31	13	6	0
0900	49	32	10	6	1
1000	74	56	10	6	2
1100	75	67	2	2	4
1200	81	58	18	5	0
1300	86	64	13	9	0
1400	94	78	10	5	1
1500	99	85	7	6	1
1600	92	73	11	7	1
1700	82	70	9	3	0
1800	79	66	11	2	0
1900	61	51	9	1	0
2000	28	24	2	1	1
2100	16	12	3	1	0
2200	10	8	2	0	0
2300	6	5	0	1	0
Total	1038	813	145	66	14

Class Report

Site Name - ATC Site 2 - Head Hill Road North

Direction - Southbound

Grid Ref - 51.31975, 0.94077

15 August 2018

Time	Total	Bin 1 <=5.2m	Bin 2 5.2-6.5	Bin 3 6.5-11.5	Bin 4 >11.5
0000	4	4	0	0	0
0100	1	1	0	0	0
0200	2	2	0	0	0
0300	3	1	2	0	0
0400	2	2	0	0	0
0500	7	5	1	1	0
0600	13	6	4	2	1
0700	29	19	5	5	0
0800	49	38	6	4	1
0900	56	43	7	5	1
1000	82	69	8	5	0
1100	90	73	12	4	1
1200	96	68	22	5	1
1300	64	43	15	6	0
1400	90	77	8	4	1
1500	102	82	14	5	1
1600	91	79	6	4	2
1700	103	88	8	3	4
1800	88	75	9	4	0
1900	61	54	4	2	1
2000	32	29	2	1	0
2100	18	16	1	1	0
2200	13	10	2	1	0
2300	4	4	0	0	0
Total	1100	888	136	62	14

Class Report

Site Name - ATC Site 2 - Head Hill Road North

Direction - Southbound

Grid Ref - 51.31975, 0.94077

16 August 2018

Time	Total	Bin 1 <=5.2m	Bin 2 5.2-6.5	Bin 3 6.5-11.5	Bin 4 >11.5
0000	2	2	0	0	0
0100	2	2	0	0	0
0200	4	4	0	0	0
0300	2	0	1	1	0
0400	4	2	1	1	0
0500	5	3	0	2	0
0600	14	7	5	2	0
0700	21	15	3	2	1
0800	50	35	10	3	2
0900	51	43	4	4	0
1000	68	55	8	4	1
1100	89	77	8	3	1
1200	69	56	8	4	1
1300	83	75	5	2	1
1400	75	67	6	2	0
1500	157	132	14	5	6
1600	79	63	10	5	1
1700	79	69	8	2	0
1800	88	75	7	4	2
1900	56	50	5	1	0
2000	36	34	2	0	0
2100	18	12	6	0	0
2200	14	14	0	0	0
2300	9	9	0	0	0
Total	1075	901	111	47	16

Speed Report

Site Name - ATC Site 2 - Head Hill Road North

Direction - Northbound

Grid Ref - 51.31975, 0.94077

10 August 2018

Time	Total	Vpp 85	Mean	Vbin 0 1	Vbin 1 5	Vbin 5 10	Vbin 10 15	Vbin 15 20	Vbin 20 25	Vbin 25 30	Vbin 30 35	Vbin 35 40	Vbin 40 45	Vbin 45 50	Vbin 50 55	Vbin 55 55>
0000	2	0	28.5	0	0	0	0	0	0	2	0	0	0	0	0	0
0100	5	0	30.5	0	0	0	0	0	0	3	2	0	0	0	0	0
0200	3	0	31.8	0	0	0	0	0	0	2	0	1	0	0	0	0
0300	1	0	33.5	0	0	0	0	0	0	0	1	0	0	0	0	0
0400	3	0	28.5	0	0	0	0	0	1	1	1	0	0	0	0	0
0500	15	38.1	32.2	0	0	0	0	1	1	4	5	3	1	0	0	0
0600	26	39.6	32.7	0	0	0	0	0	7	5	6	5	1	1	0	1
0700	48	37.9	30.3	0	0	0	4	2	5	13	14	6	4	0	0	0
0800	67	36.3	28.4	0	0	0	7	2	12	25	10	8	2	1	0	0
0900	74	34.4	28	0	0	0	8	5	7	28	21	3	2	0	0	0
1000	76	34.3	27.3	0	0	3	6	3	11	32	14	6	1	0	0	0
1100	78	34.7	28.1	0	0	0	5	5	16	23	23	6	0	0	0	0
1200	83	33.4	28.5	0	0	0	3	4	9	47	15	4	1	0	0	0
1300	84	33.7	27.8	0	0	1	2	6	19	32	20	2	2	0	0	0
1400	71	33.1	27.7	0	0	0	4	4	11	34	16	2	0	0	0	0
1500	76	30.8	27.1	0	0	0	2	1	25	38	8	2	0	0	0	0
1600	77	34	27.4	0	0	0	3	11	15	22	23	3	0	0	0	0
1700	76	34.2	28	0	0	0	6	4	13	25	25	3	0	0	0	0
1800	64	34.5	28.3	0	0	2	4	3	7	28	14	3	2	0	1	0
1900	48	35.7	30.4	0	0	0	0	3	4	21	13	6	1	0	0	0
2000	49	32.2	26.7	0	0	0	2	5	13	19	9	1	0	0	0	0
2100	18	32	27.7	0	0	0	0	1	5	8	4	0	0	0	0	0
2200	22	41.3	33	0	0	0	0	1	2	6	7	2	3	1	0	0
2300	18	33.8	28.8	0	0	0	0	3	2	7	5	0	0	1	0	0
Total	1084	34.6	28.4	0	0	6	56	64	185	425	256	66	20	4	1	1

Speed Report

Site Name - ATC Site 2 - Head Hill Road North

Direction - Northbound

Grid Ref - 51.31975, 0.94077

11 August 2018

Time	Total	Vpp 85	Mean	Vbin 0 1	Vbin 1 5	Vbin 5 10	Vbin 10 15	Vbin 15 20	Vbin 20 25	Vbin 25 30	Vbin 30 35	Vbin 35 40	Vbin 40 45	Vbin 45 50	Vbin 50 55	Vbin 55 55>
0000	9	0	29.1	0	0	0	0	1	0	5	3	0	0	0	0	0
0100	1	0	28.5	0	0	0	0	0	0	1	0	0	0	0	0	0
0200	1	0	33.5	0	0	0	0	0	0	0	1	0	0	0	0	0
0300	3	0	20.2	0	0	0	1	0	2	0	0	0	0	0	0	0
0400	3	0	20.2	0	0	0	0	2	1	0	0	0	0	0	0	0
0500	11	30.6	27.1	0	0	0	0	1	3	5	2	0	0	0	0	0
0600	19	34.9	30.9	0	0	0	0	0	4	7	6	1	0	0	1	0
0700	34	35.1	28.9	0	0	0	3	1	3	14	9	4	0	0	0	0
0800	49	34.6	25.7	0	0	1	9	7	4	10	14	4	0	0	0	0
0900	79	35.4	27.7	0	0	4	8	5	7	24	21	9	0	0	1	0
1000	101	33.8	26.6	0	0	4	10	8	10	42	20	7	0	0	0	0
1100	116	31.8	26.2	0	0	0	13	11	15	56	19	2	0	0	0	0
1200	99	32.3	25.3	0	0	1	9	18	22	30	14	4	1	0	0	0
1300	108	31.9	26.4	0	0	1	8	8	29	43	13	4	2	0	0	0
1400	112	33.3	27.3	0	0	0	9	8	16	50	25	4	0	0	0	0
1500	132	30.6	25.8	0	0	1	8	7	49	51	13	3	0	0	0	0
1600	133	31.1	27.1	0	0	0	7	4	32	69	19	1	0	1	0	0
1700	95	33.3	27.7	0	0	1	4	5	19	44	16	4	2	0	0	0
1800	83	33.9	27.9	0	0	0	6	5	13	35	19	3	2	0	0	0
1900	62	33	28.3	0	0	0	2	1	12	32	13	1	1	0	0	0
2000	58	33.7	28.2	0	0	0	1	3	13	27	9	5	0	0	0	0
2100	26	34.5	29.8	0	0	0	1	0	2	13	8	2	0	0	0	0
2200	17	38.4	30.6	0	0	0	0	2	3	5	3	2	1	1	0	0
2300	18	38	32.4	0	0	0	0	0	1	9	4	2	1	1	0	0
Total	1369	33.4	27.1	0	0	13	99	97	260	572	251	62	10	3	2	0

Speed Report

Site Name - ATC Site 2 - Head Hill Road North

Direction - Northbound

Grid Ref - 51.31975, 0.94077

12 August 2018

Time	Total	Vpp 85	Mean	Vbin 0 1	Vbin 1 5	Vbin 5 10	Vbin 10 15	Vbin 15 20	Vbin 20 25	Vbin 25 30	Vbin 30 35	Vbin 35 40	Vbin 40 45	Vbin 45 50	Vbin 50 55	Vbin 55 55>
0000	10	35.2	31.5	0	0	0	0	0	2	1	6	1	0	0	0	0
0100	4	0	28.5	0	0	0	0	0	1	2	1	0	0	0	0	0
0200	8	0	31	0	0	0	0	1	0	3	3	0	1	0	0	0
0300	3	0	28.5	0	0	0	0	0	1	1	1	0	0	0	0	0
0400	4	0	27.3	0	0	0	0	1	1	1	0	1	0	0	0	0
0500	17	35.9	30.6	0	0	0	0	1	3	4	6	3	0	0	0	0
0600	10	36	31.5	0	0	0	0	0	2	3	3	1	1	0	0	0
0700	12	29.4	23.5	0	0	1	1	2	3	4	0	1	0	0	0	0
0800	35	33.3	26.5	0	0	1	5	1	7	12	7	0	1	1	0	0
0900	61	33.6	24.2	0	0	0	17	5	11	12	12	4	0	0	0	0
1000	68	30.6	26.4	0	0	3	4	2	13	38	5	2	1	0	0	0
1100	101	33.2	26.9	0	0	0	8	5	27	34	26	1	0	0	0	0
1200	114	30.9	26.4	0	0	1	3	9	37	47	14	2	1	0	0	0
1300	98	32.5	26.5	0	0	3	6	4	26	39	16	3	1	0	0	0
1400	106	30.2	25.5	0	0	2	4	7	43	40	7	3	0	0	0	0
1500	109	30.4	26.3	0	0	0	1	8	44	44	9	3	0	0	0	0
1600	108	32.5	27.4	0	0	0	5	7	21	52	21	1	1	0	0	0
1700	99	34.2	28.8	0	0	0	3	2	19	42	28	5	0	0	0	0
1800	56	36.8	30.5	0	0	0	3	2	6	19	16	7	1	2	0	0
1900	49	36.2	31.3	0	0	0	1	1	3	22	14	5	2	0	1	0
2000	41	37.7	30.7	0	0	0	2	2	6	8	14	7	2	0	0	0
2100	19	33.7	26.4	0	0	0	3	2	2	6	5	1	0	0	0	0
2200	9	0	34.1	0	0	0	0	1	2	0	0	4	2	0	0	0
2300	5	0	34.5	0	0	0	0	0	0	1	3	0	1	0	0	0
Total	1146	33.7	27.4	0	0	11	66	63	280	435	217	55	15	3	1	0

Speed Report

Site Name - ATC Site 2 - Head Hill Road North

Direction - Northbound

Grid Ref - 51.31975, 0.94077

13 August 2018

Time	Total	Vpp 85	Mean	Vbin 0 1	Vbin 1 5	Vbin 5 10	Vbin 10 15	Vbin 15 20	Vbin 20 25	Vbin 25 30	Vbin 30 35	Vbin 35 40	Vbin 40 45	Vbin 45 50	Vbin 50 55	Vbin 55 55>
0000	2	0	28.5	0	0	0	0	0	0	2	0	0	0	0	0	0
0100	1	0	38.5	0	0	0	0	0	0	0	0	1	0	0	0	0
0200	0	0	0	0	0	0	0	0	0	0	0	0	0	0	0	0
0300	2	0	31	0	0	0	0	0	0	1	1	0	0	0	0	0
0400	3	0	30.2	0	0	0	0	0	1	1	0	1	0	0	0	0
0500	11	37.4	28.5	0	0	0	1	1	2	3	1	3	0	0	0	0
0600	31	42.1	31.6	0	0	0	3	1	4	7	7	3	4	1	1	0
0700	60	37.4	30.7	0	0	0	3	2	4	23	16	9	3	0	0	0
0800	76	34.9	28	0	0	1	5	8	11	19	26	6	0	0	0	0
0900	67	35.8	27.7	0	0	0	9	7	7	21	13	6	4	0	0	0
1000	71	34.3	27.2	0	0	1	5	6	14	26	12	7	0	0	0	0
1100	79	34.9	26.6	0	1	2	11	7	8	23	19	5	3	0	0	0
1200	76	34.5	28.4	0	0	0	6	4	9	34	16	5	1	1	0	0
1300	91	34.5	28.3	0	0	1	7	4	9	37	27	6	0	0	0	0
1400	75	34.4	28.6	0	0	0	2	5	14	28	21	5	0	0	0	0
1500	103	35.5	30.3	0	0	0	3	2	14	43	28	6	4	2	1	0
1600	107	34.4	29.3	0	0	0	2	8	6	56	27	6	2	0	0	0
1700	67	36.8	31	0	0	0	2	4	3	26	20	9	1	1	1	0
1800	42	38.7	30.3	0	0	0	3	3	5	12	9	6	2	2	0	0
1900	45	35.8	30.3	0	0	0	3	3	2	12	18	6	1	0	0	0
2000	28	38.2	33.1	0	0	0	1	0	0	7	14	3	3	0	0	0
2100	13	39.9	30	0	0	0	0	2	2	4	2	1	2	0	0	0
2200	20	34.1	28.5	0	0	1	0	0	4	9	4	2	0	0	0	0
2300	4	0	28.5	0	0	0	0	1	0	2	0	1	0	0	0	0
Total	1074	35.6	29.1	0	1	6	66	68	119	396	281	97	30	7	3	0

Speed Report

Site Name - ATC Site 2 - Head Hill Road North

Direction - Northbound

Grid Ref - 51.31975, 0.94077

14 August 2018

Time	Total	Vpp 85	Mean	Vbin 0 1	Vbin 1 5	Vbin 5 10	Vbin 10 15	Vbin 15 20	Vbin 20 25	Vbin 25 30	Vbin 30 35	Vbin 35 40	Vbin 40 45	Vbin 45 50	Vbin 50 55	Vbin 55 55>
0000	2	0	36	0	0	0	0	0	0	0	1	1	0	0	0	0
0100	1	0	13.5	0	0	0	1	0	0	0	0	0	0	0	0	0
0200	1	0	38.5	0	0	0	0	0	0	0	0	1	0	0	0	0
0300	6	0	32.7	0	0	0	1	0	1	0	1	1	2	0	0	0
0400	2	0	28.5	0	0	0	0	0	1	0	1	0	0	0	0	0
0500	16	37.8	27.6	0	0	2	1	0	4	3	2	3	0	1	0	0
0600	30	39.3	31.2	0	0	0	1	3	2	12	3	6	1	1	1	0
0700	48	38.2	31.7	0	0	0	3	1	5	7	20	10	1	1	0	0
0800	69	36.5	31.4	0	0	0	1	3	6	17	30	11	1	0	0	0
0900	84	35.7	26.8	0	0	4	12	8	8	20	20	11	0	0	1	0
1000	74	33.9	27.1	0	0	1	8	5	9	25	25	1	0	0	0	0
1100	79	34.9	28.7	0	0	0	3	7	11	31	19	6	2	0	0	0
1200	77	33.9	27.3	0	0	2	5	7	11	27	22	2	0	1	0	0
1300	86	30.8	25.4	0	2	1	7	7	20	36	11	2	0	0	0	0
1400	102	35.2	28.7	0	0	2	6	6	10	38	29	10	0	1	0	0
1500	108	35.1	30.3	0	0	1	1	1	17	50	26	7	2	0	0	3
1600	111	35.5	30.3	0	0	1	2	5	10	39	41	10	3	0	0	0
1700	103	34.9	29.3	0	0	2	5	3	6	44	35	8	0	0	0	0
1800	76	35.6	31.2	0	0	0	3	0	7	21	36	6	3	0	0	0
1900	50	37.5	31.3	0	0	0	1	2	4	16	16	10	1	0	0	0
2000	43	34.9	31.3	0	0	0	1	0	2	19	18	0	2	0	1	0
2100	13	34.9	30.4	0	0	0	0	2	1	2	6	2	0	0	0	0
2200	17	39.7	33.2	0	0	0	1	0	2	3	5	4	1	0	1	0
2300	8	0	29.1	0	0	0	0	2	0	3	2	0	1	0	0	0
Total	1206	35.5	29.3	0	2	16	63	62	137	413	369	112	20	5	4	3

Speed Report

Site Name - ATC Site 2 - Head Hill Road North

Direction - Northbound

Grid Ref - 51.31975, 0.94077

15 August 2018

Time	Total	Vpp 85	Mean	Vbin 0 1	Vbin 1 5	Vbin 5 10	Vbin 10 15	Vbin 15 20	Vbin 20 25	Vbin 25 30	Vbin 30 35	Vbin 35 40	Vbin 40 45	Vbin 45 50	Vbin 50 55	Vbin 55 55>
0000	3	0	40.2	0	0	0	0	0	0	0	0	2	1	0	0	0
0100	1	0	33.5	0	0	0	0	0	0	0	1	0	0	0	0	0
0200	1	0	18.5	0	0	0	0	1	0	0	0	0	0	0	0	0
0300	4	0	37.3	0	0	0	0	0	0	1	1	0	2	0	0	0
0400	6	0	34.3	0	0	0	0	1	1	0	1	1	1	1	0	0
0500	16	34.5	25.1	0	0	3	1	1	2	4	3	1	1	0	0	0
0600	24	35.8	30.6	0	0	0	0	1	4	8	7	3	1	0	0	0
0700	41	38.4	31.9	0	0	0	1	2	3	10	15	7	3	0	0	0
0800	73	36.3	30.1	0	0	1	4	4	5	21	26	10	2	0	0	0
0900	89	35.5	29.1	0	0	0	9	3	7	31	28	11	0	0	0	0
1000	71	33.7	27.9	0	0	0	4	5	11	34	11	4	2	0	0	0
1100	89	33.8	27.2	0	0	2	5	7	17	33	20	4	1	0	0	0
1200	78	35.5	28.8	0	1	0	5	5	8	29	20	8	1	1	0	0
1300	83	34.6	28.4	0	0	0	5	6	13	31	21	5	1	1	0	0
1400	105	34	28.5	0	0	1	2	8	15	49	23	4	2	0	1	0
1500	125	32.8	27	0	0	2	7	9	25	56	19	6	1	0	0	0
1600	96	35.4	28.9	0	0	0	5	6	17	30	26	10	2	0	0	0
1700	94	34	28.1	0	0	0	4	5	22	40	14	6	1	2	0	0
1800	70	34.8	28.3	0	0	0	2	9	13	17	24	5	0	0	0	0
1900	66	33.7	29	0	0	1	0	4	6	36	16	2	0	1	0	0
2000	56	32.6	27.3	0	0	0	3	3	12	26	10	2	0	0	0	0
2100	31	34.7	29.1	0	0	0	0	3	7	7	12	1	1	0	0	0
2200	24	34.6	30	0	0	0	0	2	3	12	4	1	0	2	0	0
2300	6	0	29.3	0	0	0	0	0	0	5	1	0	0	0	0	0
Total	1252	35	28.6	0	1	10	57	85	191	480	303	93	23	8	1	0

Speed Report

Site Name - ATC Site 2 - Head Hill Road North

Direction - Northbound

Grid Ref - 51.31975, 0.94077

16 August 2018

Time	Total	Vpp 85	Mean	Vbin 0 1	Vbin 1 5	Vbin 5 10	Vbin 10 15	Vbin 15 20	Vbin 20 25	Vbin 25 30	Vbin 30 35	Vbin 35 40	Vbin 40 45	Vbin 45 50	Vbin 50 55	Vbin 55 55>
0000	5	0	32.5	0	0	0	0	0	0	2	2	1	0	0	0	0
0100	2	0	26	0	0	0	0	0	1	1	0	0	0	0	0	0
0200	5	0	23.5	0	0	0	0	2	1	2	0	0	0	0	0	0
0300	5	0	36.5	0	0	0	0	0	0	2	2	0	0	0	0	1
0400	7	0	28.5	0	0	0	0	1	1	2	3	0	0	0	0	0
0500	12	34.7	28.1	0	0	1	0	1	2	2	5	1	0	0	0	0
0600	28	32.6	27.6	0	0	0	1	3	4	14	4	2	0	0	0	0
0700	46	36.4	29.7	0	0	1	2	1	5	18	11	7	1	0	0	0
0800	63	34.2	28.4	0	0	0	4	5	6	26	19	2	0	1	0	0
0900	77	34.5	27	0	0	4	7	3	12	25	20	6	0	0	0	0
1000	73	33.2	25.6	0	0	0	12	6	17	20	15	2	0	1	0	0
1100	68	30.7	25.6	0	0	0	7	5	19	28	8	1	0	0	0	0
1200	75	32.5	26.9	0	0	0	4	4	24	28	11	3	1	0	0	0
1300	92	33.4	28	0	0	0	3	4	21	38	24	2	0	0	0	0
1400	87	33.2	28	0	0	0	4	2	18	43	15	5	0	0	0	0
1500	86	35	28.1	0	0	0	6	7	12	34	17	10	0	0	0	0
1600	80	34.8	28.6	0	0	0	4	7	8	35	18	7	1	0	0	0
1700	75	36.1	30.4	0	0	0	2	4	3	33	21	11	1	0	0	0
1800	65	37.5	30.1	0	0	1	1	5	8	21	16	9	4	0	0	0
1900	40	36.4	29.3	0	0	0	4	0	5	16	8	6	1	0	0	0
2000	35	39	31.6	0	0	2	0	3	3	7	10	7	0	0	3	0
2100	23	38.6	31.5	0	0	0	1	0	3	7	7	2	3	0	0	0
2200	21	40.5	33.7	0	0	0	0	0	3	5	4	6	3	0	0	0
2300	18	39.5	32.7	0	0	0	1	0	3	2	6	4	1	1	0	0
Total	1088	35.1	28.4	0	0	9	63	63	179	411	246	94	16	3	3	1

Speed Report

Site Name - ATC Site 2 - Head Hill Road North

Direction - Southbound

Grid Ref - 51.31975, 0.94077

10 August 2018

Time	Total	Vpp 85	Mean	Vbin 0 1	Vbin 1 5	Vbin 5 10	Vbin 10 15	Vbin 15 20	Vbin 20 25	Vbin 25 30	Vbin 30 35	Vbin 35 40	Vbin 40 45	Vbin 45 50	Vbin 50 55	Vbin 55 55>
0000	2	0	38.5	0	0	0	0	0	0	1	0	0	0	1	0	0
0100	0	0	0	0	0	0	0	0	0	0	0	0	0	0	0	0
0200	2	0	31	0	0	0	0	0	0	1	1	0	0	0	0	0
0300	2	0	33.5	0	0	0	0	0	0	1	0	1	0	0	0	0
0400	3	0	40.2	0	0	0	0	0	0	0	1	1	0	1	0	0
0500	8	0	31	0	0	0	0	0	0	6	1	0	1	0	0	0
0600	21	41.9	29.7	0	0	1	1	1	3	9	2	0	2	1	1	0
0700	26	33.6	28.5	0	0	1	0	1	3	12	9	0	0	0	0	0
0800	36	34.4	27.1	0	0	1	1	5	7	12	6	4	0	0	0	0
0900	54	34.1	27.3	0	0	0	8	4	2	24	12	3	1	0	0	0
1000	84	34	26.8	0	0	0	6	11	19	26	15	5	2	0	0	0
1100	87	34.3	28.1	0	0	0	2	12	10	39	16	7	1	0	0	0
1200	213	32.4	26.8	0	0	5	8	11	54	92	37	6	0	0	0	0
1300	105	31.6	24.9	0	0	2	4	31	17	33	14	3	1	0	0	0
1400	65	33.6	27.7	0	0	0	2	9	8	28	15	3	0	0	0	0
1500	331	30.9	24.8	0	0	29	9	29	100	116	43	5	0	0	0	0
1600	83	34.9	27.8	0	0	0	9	5	13	25	23	8	0	0	0	0
1700	90	34.6	28.5	0	0	0	3	7	15	35	22	8	0	0	0	0
1800	74	35.2	30.9	0	0	0	1	3	5	23	36	5	0	1	0	0
1900	45	35.4	31.2	0	0	0	0	1	0	27	11	4	1	1	0	0
2000	54	31.9	20.9	0	0	11	13	2	7	11	8	2	0	0	0	0
2100	25	37.3	30.1	0	0	0	0	1	5	12	2	3	1	1	0	0
2200	19	33.1	28.8	0	0	0	0	1	4	9	4	0	1	0	0	0
2300	9	0	28.5	0	0	0	0	0	1	7	1	0	0	0	0	0
Total	1438	33.7	26.9	0	0	50	67	134	273	549	279	68	11	6	1	0

Speed Report

Site Name - ATC Site 2 - Head Hill Road North

Direction - Southbound

Grid Ref - 51.31975, 0.94077

11 August 2018

Time	Total	Vpp 85	Mean	Vbin 0 1	Vbin 1 5	Vbin 5 10	Vbin 10 15	Vbin 15 20	Vbin 20 25	Vbin 25 30	Vbin 30 35	Vbin 35 40	Vbin 40 45	Vbin 45 50	Vbin 50 55	Vbin 55 55>
0000	4	0	28.5	0	0	0	0	0	2	0	2	0	0	0	0	0
0100	3	0	38.5	0	0	0	0	0	0	1	0	1	0	1	0	0
0200	1	0	28.5	0	0	0	0	0	0	1	0	0	0	0	0	0
0300	3	0	31.8	0	0	0	0	0	0	1	2	0	0	0	0	0
0400	3	0	35.2	0	0	0	0	0	0	1	1	0	1	0	0	0
0500	7	0	30.6	0	0	0	0	0	2	2	2	0	1	0	0	0
0600	12	34.5	26	0	0	1	1	1	4	2	1	1	0	1	0	0
0700	29	32.4	23.8	0	0	1	3	11	1	7	4	1	1	0	0	0
0800	44	34.8	26.9	0	0	0	6	3	9	12	9	5	0	0	0	0
0900	73	33.4	26.4	0	0	0	10	12	4	28	16	1	1	0	0	1
1000	122	30.8	24.2	0	0	1	19	21	22	42	14	3	0	0	0	0
1100	137	31.6	24.6	0	0	9	12	18	29	46	17	4	2	0	0	0
1200	140	30.6	24.9	0	0	2	19	16	29	57	12	4	0	1	0	0
1300	119	33.1	27.5	0	0	0	1	15	31	47	16	6	1	0	2	0
1400	113	30.5	27.1	0	0	0	2	7	24	69	9	2	0	0	0	0
1500	114	31.9	26	0	0	0	7	17	27	42	18	3	0	0	0	0
1600	70	31	26	0	0	1	2	11	17	28	8	3	0	0	0	0
1700	87	32.7	27.5	0	0	1	1	12	8	46	16	3	0	0	0	0
1800	67	31.7	26.2	0	1	3	2	4	13	32	11	1	0	0	0	0
1900	38	34.4	28.2	0	0	1	1	3	7	15	7	2	1	1	0	0
2000	36	33.2	28.5	0	0	0	0	2	7	18	7	2	0	0	0	0
2100	18	30	26.8	0	0	1	0	2	3	9	1	2	0	0	0	0
2200	11	35.3	30.3	0	0	0	1	0	2	2	4	1	1	0	0	0
2300	11	38.3	33.5	0	0	0	0	0	0	4	3	4	0	0	0	0
Total	1262	32.5	26.3	0	1	21	87	155	241	512	180	49	9	4	2	1

Speed Report

Site Name - ATC Site 2 - Head Hill Road North

Direction - Southbound

Grid Ref - 51.31975, 0.94077

12 August 2018

Time	Total	Vpp 85	Mean	Vbin 0 1	Vbin 1 5	Vbin 5 10	Vbin 10 15	Vbin 15 20	Vbin 20 25	Vbin 25 30	Vbin 30 35	Vbin 35 40	Vbin 40 45	Vbin 45 50	Vbin 50 55	Vbin 55 55>
0000	6	0	30.2	0	0	0	0	0	2	1	2	1	0	0	0	0
0100	5	0	30.5	0	0	0	0	0	2	1	1	0	1	0	0	0
0200	6	0	31.8	0	0	0	0	0	0	4	0	2	0	0	0	0
0300	2	0	21	0	0	0	0	1	1	0	0	0	0	0	0	0
0400	1	0	38.5	0	0	0	0	0	0	0	0	1	0	0	0	0
0500	5	0	31.5	0	0	0	0	0	0	2	3	0	0	0	0	0
0600	7	0	32.1	0	0	0	0	0	2	1	1	3	0	0	0	0
0700	20	27.9	20.3	0	0	1	4	8	2	4	1	0	0	0	0	0
0800	21	34.1	26.1	0	0	1	3	2	2	5	7	1	0	0	0	0
0900	52	34.7	26.5	0	0	0	4	11	10	15	5	4	2	1	0	0
1000	68	30.5	24.2	0	0	4	8	9	11	28	6	2	0	0	0	0
1100	125	30.8	25.3	0	0	3	8	19	25	53	15	2	0	0	0	0
1200	99	30.4	24.9	0	0	1	7	18	23	39	10	1	0	0	0	0
1300	90	31	26.7	0	0	0	2	11	20	43	13	1	0	0	0	0
1400	81	30.2	24.5	0	0	0	9	12	23	29	6	2	0	0	0	0
1500	85	30.9	24.4	0	0	2	11	10	21	28	13	0	0	0	0	0
1600	65	31.4	26.3	0	0	2	1	5	20	26	10	1	0	0	0	0
1700	34	34.6	28.8	0	0	1	0	2	7	9	13	2	0	0	0	0
1800	50	35.3	28.9	0	0	1	1	5	8	15	14	5	0	0	1	0
1900	31	30.5	27	0	0	0	1	4	2	21	2	1	0	0	0	0
2000	24	32.5	27.3	0	0	0	1	2	7	9	3	1	1	0	0	0
2100	11	34.6	28.5	0	0	0	1	0	3	2	4	1	0	0	0	0
2200	10	33.5	22	0	0	3	1	0	3	0	2	0	1	0	0	0
2300	5	0	33.5	0	0	0	0	0	1	1	1	1	1	0	0	0
Total	903	32.4	25.9	0	0	19	62	119	195	336	132	32	6	1	1	0

Speed Report

Site Name - ATC Site 2 - Head Hill Road North

Direction - Southbound

Grid Ref - 51.31975, 0.94077

13 August 2018

Time	Total	Vpp 85	Mean	Vbin 0 1	Vbin 1 5	Vbin 5 10	Vbin 10 15	Vbin 15 20	Vbin 20 25	Vbin 25 30	Vbin 30 35	Vbin 35 40	Vbin 40 45	Vbin 45 50	Vbin 50 55	Vbin 55 55>
0000	6	0	30.2	0	0	0	0	0	0	4	2	0	0	0	0	0
0100	2	0	28.5	0	0	0	0	1	0	0	0	1	0	0	0	0
0200	0	0	0	0	0	0	0	0	0	0	0	0	0	0	0	0
0300	0	0	0	0	0	0	0	0	0	0	0	0	0	0	0	0
0400	5	0	30.5	0	0	0	0	0	1	2	1	1	0	0	0	0
0500	7	0	32.8	0	0	0	0	0	0	3	2	2	0	0	0	0
0600	11	40.3	30.3	0	0	0	1	0	1	6	1	0	1	1	0	0
0700	34	35.8	29.8	0	0	0	1	4	3	9	12	4	1	0	0	0
0800	47	33.7	27.3	0	0	0	4	4	7	19	10	3	0	0	0	0
0900	52	33.1	25.9	0	0	0	6	6	12	15	11	2	0	0	0	0
1000	57	30.8	25.6	0	0	1	6	6	10	26	6	1	1	0	0	0
1100	75	32.3	25.8	0	0	2	11	2	16	30	9	3	2	0	0	0
1200	77	33	26.4	0	0	2	1	15	13	28	15	3	0	0	0	0
1300	73	32.3	26.9	0	0	1	2	10	13	33	10	2	2	0	0	0
1400	86	33.5	27.7	0	0	0	5	4	18	35	21	2	1	0	0	0
1500	80	32.5	27.1	0	0	1	1	10	14	37	15	2	0	0	0	0
1600	94	33.9	28.4	0	0	1	4	4	11	46	23	4	1	0	0	0
1700	83	34.7	28.5	0	0	2	2	7	9	36	19	6	2	0	0	0
1800	60	34.3	28.8	0	0	0	1	3	12	28	10	3	3	0	0	0
1900	54	35.7	29.7	0	0	1	0	2	7	25	11	7	1	0	0	0
2000	23	34.4	30.2	0	0	0	0	0	3	10	9	1	0	0	0	0
2100	42	31.3	22.2	0	0	2	9	14	3	7	4	1	1	1	0	0
2200	7	0	27.1	0	0	2	0	0	0	0	4	1	0	0	0	0
2300	7	0	28.5	0	0	0	0	0	1	5	1	0	0	0	0	0
Total	982	33.9	27.4	0	0	15	54	92	154	404	196	49	16	2	0	0

Speed Report

Site Name - ATC Site 2 - Head Hill Road North

Direction - Southbound

Grid Ref - 51.31975, 0.94077

14 August 2018

Time	Total	Vpp 85	Mean	Vbin 0 1	Vbin 1 5	Vbin 5 10	Vbin 10 15	Vbin 15 20	Vbin 20 25	Vbin 25 30	Vbin 30 35	Vbin 35 40	Vbin 40 45	Vbin 45 50	Vbin 50 55	Vbin 55 55>
0000	1	0	33.5	0	0	0	0	0	0	0	1	0	0	0	0	0
0100	3	0	28.5	0	0	0	1	0	0	0	1	1	0	0	0	0
0200	1	0	33.5	0	0	0	0	0	0	0	1	0	0	0	0	0
0300	1	0	33.5	0	0	0	0	0	0	0	1	0	0	0	0	0
0400	1	0	38.5	0	0	0	0	0	0	0	0	1	0	0	0	0
0500	5	0	31.5	0	0	0	0	0	1	2	0	2	0	0	0	0
0600	16	32.8	29.1	0	0	0	0	1	3	8	3	0	0	1	0	0
0700	28	36.4	29.2	0	0	0	2	2	4	8	7	4	1	0	0	0
0800	50	38.5	31.6	0	0	0	1	3	2	18	13	10	3	0	0	0
0900	49	34.4	28.3	0	0	0	4	2	8	17	15	2	1	0	0	0
1000	74	32.5	26.7	0	0	2	5	6	9	36	15	1	0	0	0	0
1100	75	33	25.6	0	0	3	7	8	16	24	13	4	0	0	0	0
1200	81	32.9	26.3	0	0	5	4	5	15	33	17	1	1	0	0	0
1300	86	32.9	27.5	0	0	0	2	13	10	42	15	3	1	0	0	0
1400	94	34.2	28.2	0	0	0	4	10	18	41	10	7	1	0	1	2
1500	99	33.7	27.4	0	0	1	5	5	26	36	20	5	1	0	0	0
1600	92	34.8	28.7	0	0	1	3	7	15	31	27	7	0	1	0	0
1700	82	35.3	30.2	0	0	0	3	3	8	30	29	5	4	0	0	0
1800	79	34.8	27.6	0	0	4	4	9	7	25	23	6	1	0	0	0
1900	61	35.2	30.1	0	0	1	1	4	3	23	23	5	0	1	0	0
2000	28	34.8	30.6	0	0	0	0	1	2	12	11	1	1	0	0	0
2100	16	33.6	29.1	0	0	0	0	0	4	7	4	1	0	0	0	0
2200	10	34.3	28.5	0	0	0	0	2	1	3	3	1	0	0	0	0
2300	6	0	27.7	0	0	0	0	0	3	2	0	1	0	0	0	0
Total	1038	34.7	28.2	0	0	17	46	81	155	398	252	68	15	3	1	2

Speed Report

Site Name - ATC Site 2 - Head Hill Road North

Direction - Southbound

Grid Ref - 51.31975, 0.94077

15 August 2018

Time	Total	Vpp 85	Mean	Vbin 0 1	Vbin 1 5	Vbin 5 10	Vbin 10 15	Vbin 15 20	Vbin 20 25	Vbin 25 30	Vbin 30 35	Vbin 35 40	Vbin 40 45	Vbin 45 50	Vbin 50 55	Vbin 55 55>
0000	4	0	31	0	0	0	0	0	0	2	2	0	0	0	0	0
0100	1	0	18.5	0	0	0	0	1	0	0	0	0	0	0	0	0
0200	2	0	23.5	0	1	0	0	0	0	0	0	0	1	0	0	0
0300	3	0	26.8	0	0	0	0	1	0	1	1	0	0	0	0	0
0400	2	0	23.5	0	0	0	0	0	2	0	0	0	0	0	0	0
0500	7	0	29.2	0	0	0	0	0	2	2	3	0	0	0	0	0
0600	13	32.9	26.6	0	0	0	0	2	5	2	4	0	0	0	0	0
0700	29	35.4	29.5	0	0	0	1	2	3	12	7	3	1	0	0	0
0800	49	36.2	29.8	0	0	0	2	3	3	24	9	5	3	0	0	0
0900	56	34.8	28	0	0	0	4	7	7	20	12	3	3	0	0	0
1000	82	30.5	25.9	0	0	1	4	9	20	39	7	2	0	0	0	0
1100	90	33.8	26.3	0	0	2	4	15	21	25	16	6	1	0	0	0
1200	96	32.3	26.7	0	0	0	4	14	18	41	16	2	1	0	0	0
1300	64	31.6	26.9	0	0	0	1	9	17	26	7	2	1	1	0	0
1400	90	33.6	27.8	0	0	1	3	9	11	43	17	5	1	0	0	0
1500	102	32.9	27	0	0	1	6	6	25	42	16	5	1	0	0	0
1600	91	33.6	27.2	0	0	1	4	12	14	37	17	5	1	0	0	0
1700	103	34.4	27.8	0	0	1	3	9	24	35	22	8	1	0	0	0
1800	88	33.8	28.3	0	0	1	1	7	13	39	24	3	0	0	0	0
1900	61	34.9	28.7	0	0	3	0	4	6	26	16	5	1	0	0	0
2000	32	32.7	25.7	0	0	3	1	5	1	14	8	0	0	0	0	0
2100	18	33.8	29.1	0	0	0	0	1	3	8	5	1	0	0	0	0
2200	13	34.9	28.5	0	0	0	2	0	0	7	2	2	0	0	0	0
2300	4	0	28.5	0	0	0	0	0	0	4	0	0	0	0	0	0
Total	1100	33.8	27.5	0	1	14	40	116	195	449	211	57	16	1	0	0

Speed Report

Site Name - ATC Site 2 - Head Hill Road North

Direction - Southbound

Grid Ref - 51.31975, 0.94077

16 August 2018

Time	Total	Vpp 85	Mean	Vbin 0 1	Vbin 1 5	Vbin 5 10	Vbin 10 15	Vbin 15 20	Vbin 20 25	Vbin 25 30	Vbin 30 35	Vbin 35 40	Vbin 40 45	Vbin 45 50	Vbin 50 55	Vbin 55 55>
0000	2	0	31	0	0	0	0	0	0	1	1	0	0	0	0	0
0100	2	0	36	0	0	0	0	0	0	1	0	0	1	0	0	0
0200	4	0	28.5	0	0	0	0	2	0	0	1	0	1	0	0	0
0300	2	0	31	0	0	0	0	0	0	1	1	0	0	0	0	0
0400	4	0	34.8	0	0	0	0	0	0	2	0	1	1	0	0	0
0500	5	0	25.5	0	0	0	0	0	3	2	0	0	0	0	0	0
0600	14	37	30.3	0	0	0	0	0	3	7	1	2	1	0	0	0
0700	21	34.9	29.9	0	0	0	0	1	3	11	3	2	0	1	0	0
0800	50	36	29.7	0	0	0	2	3	5	22	10	5	3	0	0	0
0900	51	33.1	26.9	0	1	0	2	6	9	21	9	2	1	0	0	0
1000	68	32.5	27	0	0	0	7	1	15	30	14	0	0	1	0	0
1100	89	33.6	26.7	0	0	2	5	9	20	33	12	7	1	0	0	0
1200	69	32.5	26.8	0	0	0	7	5	9	33	14	1	0	0	0	0
1300	83	31	25	0	0	0	13	10	14	33	11	2	0	0	0	0
1400	75	34.8	27.6	0	0	0	5	10	13	20	20	6	1	0	0	0
1500	157	30.1	21.6	0	0	2	54	27	19	38	11	4	2	0	0	0
1600	79	34.2	28.5	0	0	0	1	9	10	32	23	4	0	0	0	0
1700	79	35.5	30.8	0	0	0	0	2	8	33	26	9	0	1	0	0
1800	88	33.7	28.1	0	0	1	1	7	15	39	21	4	0	0	0	0
1900	56	33.1	27.4	0	0	1	2	7	5	27	12	1	1	0	0	0
2000	36	34.2	27.3	0	1	3	0	3	2	16	8	1	2	0	0	0
2100	18	35.5	29.3	0	0	0	1	1	2	8	3	2	1	0	0	0
2200	14	35	28.1	0	0	1	0	1	4	3	3	1	0	1	0	0
2300	9	0	31.3	0	0	0	1	0	0	2	4	2	0	0	0	0
Total	1075	33.9	26.9	0	2	10	101	104	159	415	208	56	16	4	0	0

Site Name - ATC Site 2 - Head Hill Road North
Direction - Northbound
Grid Ref - 51.31975, 0.94077

Time	10-Aug-18	11-Aug-18	12-Aug-18	13-Aug-18	14-Aug-18	15-Aug-18	16-Aug-18	Average
0000			35.2					35.2
0100								0.0
0200								0.0
0300								0.0
0400								0.0
0500	38.1	30.6	35.9	37.4	37.8	34.5	34.7	35.6
0600	39.6	34.9	36	42.1	39.3	35.8	32.6	37.2
0700	37.9	35.1	29.4	37.4	38.2	38.4	36.4	36.1
0800	36.3	34.6	33.3	34.9	36.5	36.3	34.2	35.2
0900	34.4	35.4	33.6	35.8	35.7	35.5	34.5	35.0
1000	34.3	33.8	30.6	34.3	33.9	33.7	33.2	33.4
1100	34.7	31.8	33.2	34.9	34.9	33.8	30.7	33.4
1200	33.4	32.3	30.9	34.5	33.9	35.5	32.5	33.3
1300	33.7	31.9	32.5	34.5	30.8	34.6	33.4	33.1
1400	33.1	33.3	30.2	34.4	35.2	34	33.2	33.3
1500	30.8	30.6	30.4	35.5	35.1	32.8	35	32.9
1600	34	31.1	32.5	34.4	35.5	35.4	34.8	34.0
1700	34.2	33.3	34.2	36.8	34.9	34	36.1	34.8
1800	34.5	33.9	36.8	38.7	35.6	34.8	37.5	36.0
1900	35.7	33	36.2	35.8	37.5	33.7	36.4	35.5
2000	32.2	33.7	37.7	38.2	34.9	32.6	39	35.5
2100	32	34.5	33.7	39.9	34.9	34.7	38.6	35.5
2200	41.3	38.4		34.1	39.7	34.6	40.5	38.1
2300	33.8	38					39.5	37.1
Total	34.6	33.4	33.7	35.6	35.5	35	35.1	34.7

Site Name - ATC Site 2 - Head Hill Road North
Direction - Southbound
Grid Ref - 51.31975, 0.94077

Time	10-Aug-18	11-Aug-18	12-Aug-18	13-Aug-18	14-Aug-18	15-Aug-18	16-Aug-18	Average
0000								0.0
0100								0.0
0200								0.0
0300								0.0
0400								0.0
0500								0.0
0600	41.9	34.5		40.3	32.8	32.9	37	36.6
0700	33.6	32.4	27.9	35.8	36.4	35.4	34.9	33.8
0800	34.4	34.8	34.1	33.7	38.5	36.2	36	35.4
0900	34.1	33.4	34.7	33.1	34.4	34.8	33.1	33.9
1000	34	30.8	30.5	30.8	32.5	30.5	32.5	31.7
1100	34.3	31.6	30.8	32.3	33	33.8	33.6	32.8
1200	32.4	30.6	30.4	33	32.9	32.3	32.5	32.0
1300	31.6	33.1	31	32.3	32.9	31.6	31	31.9
1400	33.6	30.5	30.2	33.5	34.2	33.6	34.8	32.9
1500	30.9	31.9	30.9	32.5	33.7	32.9	30.1	31.8
1600	34.9	31	31.4	33.9	34.8	33.6	34.2	33.4
1700	34.6	32.7	34.6	34.7	35.3	34.4	35.5	34.5
1800	35.2	31.7	35.3	34.3	34.8	33.8	33.7	34.1
1900	35.4	34.4	30.5	35.7	35.2	34.9	33.1	34.2
2000	31.9	33.2	32.5	34.4	34.8	32.7	34.2	33.4
2100	37.3	30	34.6	31.3	33.6	33.8	35.5	33.7
2200	33.1	35.3	33.5		34.3	34.9	35	34.4
2300		38.3						38.3
Total	33.7	32.5	32.4	33.9	34.7	33.8	33.9	33.6

Average Speed Report

Site Name - ATC Site 2 - Head Hill Road North
Direction - Northbound
Grid Ref - 51.31975, 0.94077

Time	10-Aug-18	11-Aug-18	12-Aug-18	13-Aug-18	14-Aug-18	15-Aug-18	16-Aug-18	Average
0000	28.5	29.1	31.5	28.5	36	40.2	32.5	32.3
0100	30.5	28.5	28.5	38.5	13.5	33.5	26	28.4
0200	31.8	33.5	31		38.5	18.5	23.5	29.5
0300	33.5	20.2	28.5	31	32.7	37.3	36.5	31.4
0400	28.5	20.2	27.3	30.2	28.5	34.3	28.5	28.2
0500	32.2	27.1	30.6	28.5	27.6	25.1	28.1	28.5
0600	32.7	30.9	31.5	31.6	31.2	30.6	27.6	30.9
0700	30.3	28.9	23.5	30.7	31.7	31.9	29.7	29.5
0800	28.4	25.7	26.5	28	31.4	30.1	28.4	28.4
0900	28	27.7	24.2	27.7	26.8	29.1	27	27.2
1000	27.3	26.6	26.4	27.2	27.1	27.9	25.6	26.9
1100	28.1	26.2	26.9	26.6	28.7	27.2	25.6	27.0
1200	28.5	25.3	26.4	28.4	27.3	28.8	26.9	27.4
1300	27.8	26.4	26.5	28.3	25.4	28.4	28	27.3
1400	27.7	27.3	25.5	28.6	28.7	28.5	28	27.8
1500	27.1	25.8	26.3	30.3	30.3	27	28.1	27.8
1600	27.4	27.1	27.4	29.3	30.3	28.9	28.6	28.4
1700	28	27.7	28.8	31	29.3	28.1	30.4	29.0
1800	28.3	27.9	30.5	30.3	31.2	28.3	30.1	29.5
1900	30.4	28.3	31.3	30.3	31.3	29	29.3	30.0
2000	26.7	28.2	30.7	33.1	31.3	27.3	31.6	29.8
2100	27.7	29.8	26.4	30	30.4	29.1	31.5	29.3
2200	33	30.6	34.1	28.5	33.2	30	33.7	31.9
2300	28.8	32.4	34.5	28.5	29.1	29.3	32.7	30.8
Total	28.4	27.1	27.4	29.1	29.3	28.6	28.4	28.3

Average Speed Report

Site Name - ATC Site 2 - Head Hill Road North
Direction - Southbound
Grid Ref - 51.31975, 0.94077

Time	10-Aug-18	11-Aug-18	12-Aug-18	13-Aug-18	14-Aug-18	15-Aug-18	16-Aug-18	Average
0000	38.5	28.5	30.2	30.2	33.5	31	31	31.8
0100		38.5	30.5	28.5	28.5	18.5	36	30.1
0200	31	28.5	31.8		33.5	23.5	28.5	29.5
0300	33.5	31.8	21		33.5	26.8	31	29.6
0400	40.2	35.2	38.5	30.5	38.5	23.5	34.8	34.5
0500	31	30.6	31.5	32.8	31.5	29.2	25.5	30.3
0600	29.7	26	32.1	30.3	29.1	26.6	30.3	29.2
0700	28.5	23.8	20.3	29.8	29.2	29.5	29.9	27.3
0800	27.1	26.9	26.1	27.3	31.6	29.8	29.7	28.4
0900	27.3	26.4	26.5	25.9	28.3	28	26.9	27.0
1000	26.8	24.2	24.2	25.6	26.7	25.9	27	25.8
1100	28.1	24.6	25.3	25.8	25.6	26.3	26.7	26.1
1200	26.8	24.9	24.9	26.4	26.3	26.7	26.8	26.1
1300	24.9	27.5	26.7	26.9	27.5	26.9	25	26.5
1400	27.7	27.1	24.5	27.7	28.2	27.8	27.6	27.2
1500	24.8	26	24.4	27.1	27.4	27	21.6	25.5
1600	27.8	26	26.3	28.4	28.7	27.2	28.5	27.6
1700	28.5	27.5	28.8	28.5	30.2	27.8	30.8	28.9
1800	30.9	26.2	28.9	28.8	27.6	28.3	28.1	28.4
1900	31.2	28.2	27	29.7	30.1	28.7	27.4	28.9
2000	20.9	28.5	27.3	30.2	30.6	25.7	27.3	27.2
2100	30.1	26.8	28.5	22.2	29.1	29.1	29.3	27.9
2200	28.8	30.3	22	27.1	28.5	28.5	28.1	27.6
2300	28.5	33.5	33.5	28.5	27.7	28.5	31.3	30.2
Total	26.9	26.3	25.9	27.4	28.2	27.5	26.9	27.0



Volume Reports

Site Name - ATC Site 3 - Seasalter Road

Direction - Northbound

Grid Ref - 51.32722, 0.9466

Time	10-Aug-18	11-Aug-18	12-Aug-18	13-Aug-18	14-Aug-18	15-Aug-18	16-Aug-18	5 Day Total	5 Day Average	7 Day Total	7 Day Average
0000	0	3	4	3	1	2	1	7	1	14	2
0100	0	0	2	2	1	0	2	5	1	7	1
0200	0	1	2	0	1	0	2	3	1	6	1
0300	1	1	2	0	1	1	1	4	1	7	1
0400	3	2	0	3	1	0	3	10	2	12	2
0500	5	3	2	5	4	2	3	19	4	24	3
0600	13	7	5	8	4	9	9	43	9	55	8
0700	23	12	13	16	18	15	14	86	17	111	16
0800	26	38	13	26	41	38	33	164	33	215	31
0900	37	59	26	31	40	46	33	187	37	272	39
1000	61	87	39	44	56	52	52	265	53	391	56
1100	59	114	102	57	55	74	75	320	64	536	77
1200	71	94	79	56	56	73	49	305	61	478	68
1300	54	109	72	60	71	52	48	285	57	466	67
1400	40	104	65	57	73	68	48	286	57	455	65
1500	91	90	66	52	77	71	52	343	69	499	71
1600	48	60	48	64	55	61	46	274	55	382	55
1700	55	62	28	55	76	68	51	305	61	395	56
1800	49	42	32	37	49	66	64	265	53	339	48
1900	34	29	20	32	42	38	32	178	36	227	32
2000	22	24	15	15	16	25	19	97	19	136	19
2100	15	12	6	15	10	14	16	70	14	88	13
2200	16	10	0	7	6	5	6	40	8	50	7
2300	6	8	2	4	2	3	6	21	4	31	4
Total	729	971	643	649	756	783	665	3582	716	5196	742

Volume Reports

Site Name - ATC Site 3 - Seasalter Road

Direction - Southbound

Grid Ref - 51.32722, 0.9466

Time	10-Aug-18	11-Aug-18	12-Aug-18	13-Aug-18	14-Aug-18	15-Aug-18	16-Aug-18	5 Day Total	5 Day Average	7 Day Total	7 Day Average
0000	2	10	8	2	2	3	4	13	3	31	4
0100	4	0	2	1	1	1	2	9	2	11	2
0200	1	1	6	0	2	1	2	6	1	13	2
0300	1	0	3	1	3	2	4	11	2	14	2
0400	1	0	1	0	2	6	2	11	2	12	2
0500	6	5	4	2	5	5	8	26	5	35	5
0600	10	8	3	10	12	6	10	48	10	59	8
0700	20	10	6	27	22	20	19	108	22	124	18
0800	41	21	22	37	44	42	38	202	40	245	35
0900	45	46	28	47	49	60	51	252	50	326	47
1000	52	67	62	47	47	46	42	234	47	363	52
1100	51	83	70	51	57	63	53	275	55	428	61
1200	57	65	92	65	68	61	62	313	63	470	67
1300	66	86	92	70	71	69	69	345	69	523	75
1400	57	96	99	61	81	91	65	355	71	550	79
1500	34	113	91	84	102	95	57	372	74	576	82
1600	41	117	100	73	91	76	52	333	67	550	79
1700	50	85	82	60	75	68	52	305	61	472	67
1800	47	74	38	33	66	61	51	258	52	370	53
1900	42	50	39	30	41	65	28	206	41	295	42
2000	46	47	32	24	39	40	22	171	34	250	36
2100	15	26	10	8	7	31	17	78	16	114	16
2200	23	21	7	15	16	20	15	89	18	117	17
2300	16	15	4	3	6	6	14	45	9	64	9
Total	728	1046	901	751	909	938	739	4065	813	6012	859

Class Report

Site Name - ATC Site 3 - Seasalter Road
Direction - Northbound
Grid Ref - 51.32722, 0.9466

10 August 2018

Time	Total	Bin 1 <=5.2m	Bin 2 5.2-6.5	Bin 3 6.5-11.5	Bin 4 >11.5
0000	0	0	0	0	0
0100	0	0	0	0	0
0200	0	0	0	0	0
0300	1	1	0	0	0
0400	3	3	0	0	0
0500	5	4	0	1	0
0600	13	8	2	3	0
0700	23	20	3	0	0
0800	26	20	4	2	0
0900	37	28	5	4	0
1000	61	50	6	5	0
1100	59	54	3	2	0
1200	71	65	5	1	0
1300	54	42	10	2	0
1400	40	35	3	2	0
1500	91	78	5	5	3
1600	48	48	0	0	0
1700	55	49	4	2	0
1800	49	45	2	2	0
1900	34	33	1	0	0
2000	22	18	2	2	0
2100	15	14	0	1	0
2200	16	13	3	0	0
2300	6	4	1	1	0
Total	729	632	59	35	3

Class Report

Site Name - ATC Site 3 - Seasalter Road
Direction - Northbound
Grid Ref - 51.32722, 0.9466

11 August 2018

Time	Total	Bin 1 <=5.2m	Bin 2 5.2-6.5	Bin 3 6.5-11.5	Bin 4 >11.5
0000	3	2	0	1	0
0100	0	0	0	0	0
0200	1	1	0	0	0
0300	1	0	0	1	0
0400	2	2	0	0	0
0500	3	3	0	0	0
0600	7	5	1	1	0
0700	12	11	1	0	0
0800	38	29	3	6	0
0900	59	53	6	0	0
1000	87	74	7	6	0
1100	114	96	17	1	0
1200	94	85	7	2	0
1300	109	101	7	1	0
1400	104	100	2	2	0
1500	90	80	7	3	0
1600	60	59	1	0	0
1700	62	56	5	1	0
1800	42	37	5	0	0
1900	29	25	2	2	0
2000	24	24	0	0	0
2100	12	12	0	0	0
2200	10	10	0	0	0
2300	8	7	0	1	0
Total	971	872	71	28	0

Class Report

Site Name - ATC Site 3 - Seasalter Road
Direction - Northbound
Grid Ref - 51.32722, 0.9466

12 August 2018

Time	Total	Bin 1 <=5.2m	Bin 2 5.2-6.5	Bin 3 6.5-11.5	Bin 4 >11.5
0000	4	4	0	0	0
0100	2	1	1	0	0
0200	2	1	1	0	0
0300	2	2	0	0	0
0400	0	0	0	0	0
0500	2	2	0	0	0
0600	5	5	0	0	0
0700	13	7	6	0	0
0800	13	9	2	2	0
0900	26	18	8	0	0
1000	39	35	2	2	0
1100	102	90	12	0	0
1200	79	70	7	2	0
1300	72	62	10	0	0
1400	65	57	7	1	0
1500	66	61	4	1	0
1600	48	47	1	0	0
1700	28	25	2	0	1
1800	32	29	3	0	0
1900	20	18	2	0	0
2000	15	13	1	1	0
2100	6	4	2	0	0
2200	0	0	0	0	0
2300	2	2	0	0	0
Total	643	562	71	9	1

Class Report

Site Name - ATC Site 3 - Seasalter Road
Direction - Northbound
Grid Ref - 51.32722, 0.9466

13 August 2018

Time	Total	Bin 1 <=5.2m	Bin 2 5.2-6.5	Bin 3 6.5-11.5	Bin 4 >11.5
0000	3	3	0	0	0
0100	2	2	0	0	0
0200	0	0	0	0	0
0300	0	0	0	0	0
0400	3	3	0	0	0
0500	5	5	0	0	0
0600	8	5	2	1	0
0700	16	13	3	0	0
0800	26	24	2	0	0
0900	31	28	1	1	1
1000	44	33	5	6	0
1100	57	50	4	3	0
1200	56	49	5	1	1
1300	60	45	10	3	2
1400	57	51	3	2	1
1500	52	49	2	1	0
1600	64	56	6	2	0
1700	55	50	2	2	1
1800	37	36	1	0	0
1900	32	29	3	0	0
2000	15	14	1	0	0
2100	15	15	0	0	0
2200	7	6	1	0	0
2300	4	3	1	0	0
Total	649	569	52	22	6

Class Report

Site Name - ATC Site 3 - Seasalter Road
Direction - Northbound
Grid Ref - 51.32722, 0.9466

14 August 2018

Time	Total	Bin 1 <=5.2m	Bin 2 5.2-6.5	Bin 3 6.5-11.5	Bin 4 >11.5
0000	1	1	0	0	0
0100	1	1	0	0	0
0200	1	1	0	0	0
0300	1	0	0	1	0
0400	1	1	0	0	0
0500	4	2	2	0	0
0600	4	2	1	1	0
0700	18	16	0	2	0
0800	41	29	8	4	0
0900	40	31	6	2	1
1000	56	48	4	4	0
1100	55	49	1	3	2
1200	56	46	6	3	1
1300	71	59	6	6	0
1400	73	64	5	3	1
1500	77	70	3	4	0
1600	55	42	10	3	0
1700	76	67	6	3	0
1800	49	40	7	2	0
1900	42	36	5	1	0
2000	16	14	1	1	0
2100	10	7	2	1	0
2200	6	5	1	0	0
2300	2	2	0	0	0
Total	756	633	74	44	5

Class Report

Site Name - ATC Site 3 - Seasalter Road
Direction - Northbound
Grid Ref - 51.32722, 0.9466

15 August 2018

Time	Total	Bin 1 <=5.2m	Bin 2 5.2-6.5	Bin 3 6.5-11.5	Bin 4 >11.5
0000	2	2	0	0	0
0100	0	0	0	0	0
0200	0	0	0	0	0
0300	1	1	0	0	0
0400	0	0	0	0	0
0500	2	2	0	0	0
0600	9	7	0	2	0
0700	15	8	4	2	1
0800	38	28	3	7	0
0900	46	39	2	5	0
1000	52	44	4	3	1
1100	74	70	3	1	0
1200	73	62	8	3	0
1300	52	42	5	4	1
1400	68	58	6	3	1
1500	71	60	10	0	1
1600	61	56	2	3	0
1700	68	58	8	1	1
1800	66	52	7	6	1
1900	38	31	5	1	1
2000	25	22	3	0	0
2100	14	14	0	0	0
2200	5	5	0	0	0
2300	3	2	1	0	0
Total	783	663	71	41	8

Class Report

Site Name - ATC Site 3 - Seasalter Road
Direction - Northbound
Grid Ref - 51.32722, 0.9466

16 August 2018

Time	Total	Bin 1 <=5.2m	Bin 2 5.2-6.5	Bin 3 6.5-11.5	Bin 4 >11.5
0000	1	1	0	0	0
0100	2	2	0	0	0
0200	2	2	0	0	0
0300	1	0	0	0	1
0400	3	1	0	2	0
0500	3	2	0	1	0
0600	9	7	0	2	0
0700	14	11	2	1	0
0800	33	19	8	4	2
0900	33	29	2	2	0
1000	52	48	3	1	0
1100	75	66	4	4	1
1200	49	42	4	2	1
1300	48	41	4	2	1
1400	48	44	4	0	0
1500	52	49	2	1	0
1600	46	41	4	1	0
1700	51	47	3	1	0
1800	64	55	7	1	1
1900	32	31	0	1	0
2000	19	17	2	0	0
2100	16	14	2	0	0
2200	6	6	0	0	0
2300	6	6	0	0	0
Total	665	581	51	26	7

Class Report

Site Name - ATC Site 3 - Seasalter Road
Direction - Southbound
Grid Ref - 51.32722, 0.9466

10 August 2018

Time	Total	Bin 1 <=5.2m	Bin 2 5.2-6.5	Bin 3 6.5-11.5	Bin 4 >11.5
0000	2	0	2	0	0
0100	4	4	0	0	0
0200	1	1	0	0	0
0300	1	1	0	0	0
0400	1	1	0	0	0
0500	6	4	1	1	0
0600	10	7	2	1	0
0700	20	17	3	0	0
0800	41	28	9	3	1
0900	45	35	8	2	0
1000	52	47	4	1	0
1100	51	43	7	1	0
1200	57	46	7	4	0
1300	66	54	10	2	0
1400	57	51	2	4	0
1500	34	32	0	2	0
1600	41	36	0	1	4
1700	50	49	0	1	0
1800	47	41	5	1	0
1900	42	37	3	2	0
2000	46	38	2	1	5
2100	15	12	3	0	0
2200	23	23	0	0	0
2300	16	15	1	0	0
Total	728	622	69	27	10

Class Report

Site Name - ATC Site 3 - Seasalter Road
Direction - Southbound
Grid Ref - 51.32722, 0.9466

11 August 2018

Time	Total	Bin 1 <=5.2m	Bin 2 5.2-6.5	Bin 3 6.5-11.5	Bin 4 >11.5
0000	10	9	1	0	0
0100	0	0	0	0	0
0200	1	0	1	0	0
0300	0	0	0	0	0
0400	0	0	0	0	0
0500	5	4	0	1	0
0600	8	5	2	1	0
0700	10	8	2	0	0
0800	21	19	1	1	0
0900	46	40	4	2	0
1000	67	63	3	1	0
1100	83	67	13	3	0
1200	65	57	5	3	0
1300	86	81	4	1	0
1400	96	83	10	3	0
1500	113	101	12	0	0
1600	117	105	9	3	0
1700	85	75	10	0	0
1800	74	61	12	1	0
1900	50	46	4	0	0
2000	47	42	3	1	1
2100	26	24	2	0	0
2200	21	19	2	0	0
2300	15	13	1	0	1
Total	1046	922	101	21	2

Class Report

Site Name - ATC Site 3 - Seasalter Road
Direction - Southbound
Grid Ref - 51.32722, 0.9466

12 August 2018

Time	Total	Bin 1 <=5.2m	Bin 2 5.2-6.5	Bin 3 6.5-11.5	Bin 4 >11.5
0000	8	7	1	0	0
0100	2	2	0	0	0
0200	6	5	1	0	0
0300	3	2	0	1	0
0400	1	1	0	0	0
0500	4	3	1	0	0
0600	3	3	0	0	0
0700	6	3	3	0	0
0800	22	19	3	0	0
0900	28	22	6	0	0
1000	62	57	5	0	0
1100	70	60	9	1	0
1200	92	80	10	2	0
1300	92	85	6	1	0
1400	99	84	14	1	0
1500	91	76	15	0	0
1600	100	90	8	2	0
1700	82	71	11	0	0
1800	38	31	7	0	0
1900	39	36	2	1	0
2000	32	25	7	0	0
2100	10	10	0	0	0
2200	7	7	0	0	0
2300	4	3	0	1	0
Total	901	782	109	10	0

Class Report

Site Name - ATC Site 3 - Seasalter Road
Direction - Southbound
Grid Ref - 51.32722, 0.9466

13 August 2018

Time	Total	Bin 1 <=5.2m	Bin 2 5.2-6.5	Bin 3 6.5-11.5	Bin 4 >11.5
0000	2	2	0	0	0
0100	1	1	0	0	0
0200	0	0	0	0	0
0300	1	1	0	0	0
0400	0	0	0	0	0
0500	2	2	0	0	0
0600	10	8	2	0	0
0700	27	24	1	2	0
0800	37	25	10	2	0
0900	47	38	9	0	0
1000	47	38	6	1	2
1100	51	41	8	2	0
1200	65	53	10	2	0
1300	70	52	11	7	0
1400	61	41	14	4	2
1500	84	70	12	2	0
1600	73	55	16	2	0
1700	60	51	9	0	0
1800	33	30	3	0	0
1900	30	26	3	0	1
2000	24	23	1	0	0
2100	8	6	2	0	0
2200	15	13	2	0	0
2300	3	1	2	0	0
Total	751	601	121	24	5

Class Report

Site Name - ATC Site 3 - Seasalter Road
Direction - Southbound
Grid Ref - 51.32722, 0.9466

14 August 2018

Time	Total	Bin 1 <=5.2m	Bin 2 5.2-6.5	Bin 3 6.5-11.5	Bin 4 >11.5
0000	2	2	0	0	0
0100	1	1	0	0	0
0200	2	1	1	0	0
0300	3	3	0	0	0
0400	2	1	0	1	0
0500	5	5	0	0	0
0600	12	9	1	2	0
0700	22	15	6	1	0
0800	44	36	8	0	0
0900	49	37	9	1	2
1000	47	41	4	2	0
1100	57	46	9	2	0
1200	68	57	6	5	0
1300	71	58	10	2	1
1400	81	64	14	3	0
1500	102	82	16	4	0
1600	91	72	15	4	0
1700	75	65	8	2	0
1800	66	52	9	5	0
1900	41	33	8	0	0
2000	39	36	3	0	0
2100	7	6	1	0	0
2200	16	13	2	1	0
2300	6	6	0	0	0
Total	909	741	130	35	3

Class Report

Site Name - ATC Site 3 - Seasalter Road

Direction - Southbound

Grid Ref - 51.32722, 0.9466

15 August 2018

Time	Total	Bin 1 <=5.2m	Bin 2 5.2-6.5	Bin 3 6.5-11.5	Bin 4 >11.5
0000	3	3	0	0	0
0100	1	1	0	0	0
0200	1	1	0	0	0
0300	2	0	2	0	0
0400	6	6	0	0	0
0500	5	5	0	0	0
0600	6	5	1	0	0
0700	20	13	4	2	1
0800	42	30	11	1	0
0900	60	51	6	3	0
1000	46	38	7	1	0
1100	63	55	6	2	0
1200	61	48	12	1	0
1300	69	65	2	1	1
1400	91	68	19	4	0
1500	95	80	11	3	1
1600	76	66	8	1	1
1700	68	60	8	0	0
1800	61	45	11	4	1
1900	65	52	11	2	0
2000	40	34	4	0	2
2100	31	27	3	1	0
2200	20	19	0	1	0
2300	6	4	2	0	0
Total	938	776	128	27	7

Class Report

Site Name - ATC Site 3 - Seasalter Road
Direction - Southbound
Grid Ref - 51.32722, 0.9466

16 August 2018

Time	Total	Bin 1 <=5.2m	Bin 2 5.2-6.5	Bin 3 6.5-11.5	Bin 4 >11.5
0000	4	4	0	0	0
0100	2	2	0	0	0
0200	2	2	0	0	0
0300	4	3	1	0	0
0400	2	1	0	1	0
0500	8	8	0	0	0
0600	10	9	1	0	0
0700	19	16	2	1	0
0800	38	34	4	0	0
0900	51	39	8	2	2
1000	42	35	6	1	0
1100	53	36	7	9	1
1200	62	52	7	2	1
1300	69	60	8	1	0
1400	65	50	10	5	0
1500	57	50	6	1	0
1600	52	50	2	0	0
1700	52	43	8	1	0
1800	51	41	8	2	0
1900	28	28	0	0	0
2000	22	21	1	0	0
2100	17	13	4	0	0
2200	15	13	1	1	0
2300	14	12	1	1	0
Total	739	622	85	28	4

Speed Report

Site Name - ATC Site 3 - Seasalter Road

Direction - Northbound

Grid Ref - 51.32722, 0.9466

10 August 2018

Time	Total	Vpp 85	Mean	Vbin 0 1	Vbin 1 5	Vbin 5 10	Vbin 10 15	Vbin 15 20	Vbin 20 25	Vbin 25 30	Vbin 30 35	Vbin 35 40	Vbin 40 45	Vbin 45 50	Vbin 50 55	Vbin 55 55>
0000	0	0	0	0	0	0	0	0	0	0	0	0	0	0	0	0
0100	0	0	0	0	0	0	0	0	0	0	0	0	0	0	0	0
0200	0	0	0	0	0	0	0	0	0	0	0	0	0	0	0	0
0300	1	0	28.5	0	0	0	0	0	0	1	0	0	0	0	0	0
0400	3	0	41.8	0	0	0	0	0	0	0	0	2	0	1	0	0
0500	5	0	30.5	0	1	0	0	0	0	0	1	3	0	0	0	0
0600	13	43.8	33.5	0	0	0	1	1	1	3	2	1	2	1	1	0
0700	23	39.1	32.2	0	0	0	0	3	0	6	7	5	2	0	0	0
0800	26	35	31	0	0	0	0	3	2	7	10	2	1	1	0	0
0900	37	37	29.9	0	0	0	1	6	3	8	12	5	2	0	0	0
1000	61	36.8	30.5	0	0	0	3	3	6	17	21	8	3	0	0	0
1100	59	35.8	31.9	0	0	0	0	3	4	12	32	6	2	0	0	0
1200	71	38	32.5	0	0	0	0	1	0	31	23	12	4	0	0	0
1300	54	37.1	32	0	0	0	0	1	4	16	22	11	0	0	0	0
1400	40	35.5	31	0	0	0	0	3	3	12	16	5	1	0	0	0
1500	91	33.2	20.6	0	0	18	27	6	6	12	18	3	1	0	0	0
1600	48	37.1	32.6	0	0	0	0	1	3	14	21	6	2	0	1	0
1700	55	38.6	33.4	0	0	0	0	2	1	11	26	12	3	0	0	0
1800	49	39.8	34.9	0	0	0	0	0	3	4	22	16	4	0	0	0
1900	34	39.2	34.1	0	0	0	0	0	1	9	12	10	1	1	0	0
2000	22	36.3	31	0	0	0	1	0	3	6	8	3	1	0	0	0
2100	15	36.6	34.8	0	0	0	0	0	0	3	9	2	0	0	0	1
2200	16	35.4	31.6	0	0	0	0	0	1	6	7	2	0	0	0	0
2300	6	0	33.5	0	0	0	0	0	1	1	1	3	0	0	0	0
Total	729	37.8	30.8	0	1	18	33	33	42	179	270	117	29	4	2	1

Speed Report

Site Name - ATC Site 3 - Seasalter Road

Direction - Northbound

Grid Ref - 51.32722, 0.9466

11 August 2018

Time	Total	Vpp 85	Mean	Vbin 0 1	Vbin 1 5	Vbin 5 10	Vbin 10 15	Vbin 15 20	Vbin 20 25	Vbin 25 30	Vbin 30 35	Vbin 35 40	Vbin 40 45	Vbin 45 50	Vbin 50 55	Vbin 55 55>
0000	3	0	33.5	0	0	0	0	0	0	1	1	1	0	0	0	0
0100	0	0	0	0	0	0	0	0	0	0	0	0	0	0	0	0
0200	1	0	33.5	0	0	0	0	0	0	0	1	0	0	0	0	0
0300	1	0	28.5	0	0	0	0	0	0	1	0	0	0	0	0	0
0400	2	0	41	0	0	0	0	0	0	0	0	1	1	0	0	0
0500	3	0	28.5	0	0	0	0	0	1	1	1	0	0	0	0	0
0600	7	0	29.9	0	0	0	0	2	2	0	1	1	0	0	1	0
0700	12	35.3	22.7	0	0	1	1	5	1	2	0	2	0	0	0	0
0800	38	39.1	31.3	0	0	0	0	7	4	3	11	11	2	0	0	0
0900	59	37.7	30.5	0	0	1	1	6	7	11	20	11	0	2	0	0
1000	87	34.8	27.4	0	0	2	1	20	9	23	24	7	1	0	0	0
1100	114	35.8	30.4	0	0	2	3	8	10	27	48	11	4	1	0	0
1200	94	35.4	30.8	0	0	0	1	7	7	25	45	7	1	0	0	1
1300	109	36.4	30.4	0	0	3	2	6	9	35	36	15	1	0	0	2
1400	104	35.5	29.6	0	0	1	2	10	7	39	32	12	1	0	0	0
1500	90	36.4	30.9	0	0	0	2	6	4	30	33	13	2	0	0	0
1600	60	34.4	28.6	0	0	0	3	5	6	23	20	3	0	0	0	0
1700	62	38.2	32	0	0	0	0	4	5	15	23	12	3	0	0	0
1800	42	38	31.4	0	0	0	3	1	3	9	16	8	2	0	0	0
1900	29	37.2	30.1	0	0	0	1	1	5	10	6	5	1	0	0	0
2000	24	35.8	32.9	0	0	0	0	2	0	4	14	2	1	1	0	0
2100	12	37.2	31	0	0	1	0	1	0	1	6	3	0	0	0	0
2200	10	41	35	0	0	0	0	1	0	1	3	3	2	0	0	0
2300	8	0	32.9	0	0	0	0	0	1	1	4	2	0	0	0	0
Total	971	36.5	30.3	0	0	11	20	92	81	262	345	130	22	4	1	3

Speed Report

Site Name - ATC Site 3 - Seasalter Road

Direction - Northbound

Grid Ref - 51.32722, 0.9466

12 August 2018

Time	Total	Vpp 85	Mean	Vbin 0 1	Vbin 1 5	Vbin 5 10	Vbin 10 15	Vbin 15 20	Vbin 20 25	Vbin 25 30	Vbin 30 35	Vbin 35 40	Vbin 40 45	Vbin 45 50	Vbin 50 55	Vbin 55 55>
0000	4	0	38.5	0	0	0	0	0	0	0	2	1	0	1	0	0
0100	2	0	33.5	0	0	0	0	0	0	1	0	1	0	0	0	0
0200	2	0	33.5	0	0	0	0	0	0	1	0	1	0	0	0	0
0300	2	0	28.5	0	0	0	0	0	1	0	1	0	0	0	0	0
0400	0	0	0	0	0	0	0	0	0	0	0	0	0	0	0	0
0500	2	0	33.5	0	0	0	0	0	0	0	2	0	0	0	0	0
0600	5	0	28.5	0	0	1	0	1	0	0	1	1	1	0	0	0
0700	13	33.6	26.2	0	0	0	1	3	2	3	3	1	0	0	0	0
0800	13	37.9	29.3	0	0	0	0	2	3	3	1	4	0	0	0	0
0900	26	39.3	31.8	0	0	0	0	2	3	7	7	4	3	0	0	0
1000	39	40	32	0	0	0	0	4	4	10	9	7	4	1	0	0
1100	102	35.6	31.4	0	0	0	2	1	13	20	54	9	3	0	0	0
1200	79	36.3	29.8	0	0	0	1	5	16	22	22	12	1	0	0	0
1300	72	35.5	30.7	0	0	0	2	5	2	22	33	7	1	0	0	0
1400	65	35.7	30.2	0	0	0	1	4	9	19	23	8	1	0	0	0
1500	66	35.8	29.9	0	0	0	4	5	5	18	24	8	2	0	0	0
1600	48	36.3	32.4	0	0	0	0	0	5	12	23	5	3	0	0	0
1700	28	35.8	31.7	0	0	0	1	1	1	7	14	2	2	0	0	0
1800	32	40.7	34	0	0	1	1	1	1	4	8	11	5	0	0	0
1900	20	38.5	34	0	0	0	0	0	2	1	11	5	1	0	0	0
2000	15	36.6	30.5	0	0	0	1	1	0	6	4	2	1	0	0	0
2100	6	0	36	0	0	0	0	0	1	1	1	0	3	0	0	0
2200	0	0	0	0	0	0	0	0	0	0	0	0	0	0	0	0
2300	2	0	31	0	0	0	0	0	0	1	1	0	0	0	0	0
Total	643	37.4	31.1	0	0	2	14	35	68	158	244	89	31	2	0	0

Speed Report

Site Name - ATC Site 3 - Seasalter Road

Direction - Northbound

Grid Ref - 51.32722, 0.9466

13 August 2018

Time	Total	Vpp 85	Mean	Vbin 0 1	Vbin 1 5	Vbin 5 10	Vbin 10 15	Vbin 15 20	Vbin 20 25	Vbin 25 30	Vbin 30 35	Vbin 35 40	Vbin 40 45	Vbin 45 50	Vbin 50 55	Vbin 55 55>
0000	3	0	40.2	0	0	0	0	0	0	0	0	2	1	0	0	0
0100	2	0	36	0	0	0	0	0	0	0	1	1	0	0	0	0
0200	0	0	0	0	0	0	0	0	0	0	0	0	0	0	0	0
0300	0	0	0	0	0	0	0	0	0	0	0	0	0	0	0	0
0400	3	0	31.8	0	0	0	0	0	0	1	2	0	0	0	0	0
0500	5	0	34.5	0	0	1	0	0	0	0	1	1	1	1	0	0
0600	8	0	29.1	0	0	0	1	1	1	2	1	1	0	1	0	0
0700	16	43.8	35.4	0	0	0	0	1	1	3	3	4	2	2	0	0
0800	26	37.9	31.2	0	0	0	1	2	1	7	8	7	0	0	0	0
0900	31	35.6	31.2	0	0	0	1	1	4	6	15	3	0	0	1	0
1000	44	36.6	29.9	0	0	0	1	4	5	15	11	7	1	0	0	0
1100	57	36.7	31.9	0	0	0	1	3	1	17	25	7	2	1	0	0
1200	56	37.7	31.6	0	0	1	1	3	0	19	20	9	2	1	0	0
1300	60	36.9	30.8	0	0	1	2	1	9	14	22	8	2	1	0	0
1400	57	36.6	31	0	0	0	1	3	2	24	17	8	2	0	0	0
1500	52	37.7	31.5	0	0	0	2	2	3	16	18	8	2	1	0	0
1600	64	35.8	31.9	0	0	0	0	2	1	22	30	8	1	0	0	0
1700	55	39.4	33	0	0	1	0	0	3	19	11	18	2	1	0	0
1800	37	40.3	33.9	0	0	0	1	1	2	3	18	7	5	0	0	0
1900	32	40.2	33.8	0	0	0	1	0	2	6	11	8	4	0	0	0
2000	15	39.5	34.5	0	0	0	1	0	0	3	4	6	0	0	1	0
2100	15	41.4	31.2	0	0	0	1	1	2	2	6	0	3	0	0	0
2200	7	0	32.1	0	0	0	1	0	0	0	4	2	0	0	0	0
2300	4	0	32.3	0	0	0	0	0	0	1	3	0	0	0	0	0
Total	649	38.5	31.9	0	0	4	16	25	37	180	231	115	30	9	2	0

Speed Report

Site Name - ATC Site 3 - Seasalter Road

Direction - Northbound

Grid Ref - 51.32722, 0.9466

14 August 2018

Time	Total	Vpp 85	Mean	Vbin 0 1	Vbin 1 5	Vbin 5 10	Vbin 10 15	Vbin 15 20	Vbin 20 25	Vbin 25 30	Vbin 30 35	Vbin 35 40	Vbin 40 45	Vbin 45 50	Vbin 50 55	Vbin 55 55>
0000	1	0	38.5	0	0	0	0	0	0	0	0	1	0	0	0	0
0100	1	0	23.5	0	0	0	0	0	1	0	0	0	0	0	0	0
0200	1	0	33.5	0	0	0	0	0	0	0	1	0	0	0	0	0
0300	1	0	33.5	0	0	0	0	0	0	0	1	0	0	0	0	0
0400	1	0	38.5	0	0	0	0	0	0	0	0	1	0	0	0	0
0500	4	0	36	0	0	0	0	0	1	0	1	0	2	0	0	0
0600	4	0	26	0	0	0	0	1	1	1	1	0	0	0	0	0
0700	18	38	28.8	0	0	1	2	2	1	2	6	2	2	0	0	0
0800	41	41.4	33.3	0	0	0	2	1	3	7	15	6	5	2	0	0
0900	40	35.5	30.6	0	0	0	0	2	6	11	16	4	1	0	0	0
1000	56	36.1	30.5	0	0	0	2	5	4	14	22	8	0	1	0	0
1100	55	37.6	31	0	0	0	2	3	4	18	17	7	4	0	0	0
1200	56	36.1	31.1	0	0	0	3	1	2	18	23	8	1	0	0	0
1300	71	35.3	29.8	0	0	1	1	6	3	30	22	7	0	1	0	0
1400	73	37.3	31.8	0	0	0	2	2	9	20	26	10	1	0	0	3
1500	77	36.5	31.7	0	0	0	1	3	4	23	33	9	4	0	0	0
1600	55	35.9	31.3	0	0	0	3	3	0	15	26	6	0	2	0	0
1700	76	39	33.2	0	0	0	0	2	3	22	24	22	2	1	0	0
1800	49	41.2	32.3	0	0	2	2	3	5	3	19	7	4	3	1	0
1900	42	37.6	32.5	0	0	0	1	1	3	7	21	7	1	1	0	0
2000	16	37.8	31.9	0	0	0	1	0	2	3	6	3	0	1	0	0
2100	10	39.8	34.5	0	0	0	0	1	0	1	3	4	1	0	0	0
2200	6	0	33.5	0	0	0	0	0	1	1	2	1	1	0	0	0
2300	2	0	23.5	0	0	0	1	0	0	0	1	0	0	0	0	0
Total	756	38	31.5	0	0	4	23	36	53	196	286	113	29	12	1	3

Speed Report

Site Name - ATC Site 3 - Seasalter Road

Direction - Northbound

Grid Ref - 51.32722, 0.9466

15 August 2018

Time	Total	Vpp 85	Mean	Vbin 0 1	Vbin 1 5	Vbin 5 10	Vbin 10 15	Vbin 15 20	Vbin 20 25	Vbin 25 30	Vbin 30 35	Vbin 35 40	Vbin 40 45	Vbin 45 50	Vbin 50 55	Vbin 55 55>
0000	2	0	36	0	0	0	0	0	0	1	0	0	1	0	0	0
0100	0	0	0	0	0	0	0	0	0	0	0	0	0	0	0	0
0200	0	0	0	0	0	0	0	0	0	0	0	0	0	0	0	0
0300	1	0	18.5	0	0	0	0	1	0	0	0	0	0	0	0	0
0400	0	0	0	0	0	0	0	0	0	0	0	0	0	0	0	0
0500	2	0	36	0	0	0	0	0	0	0	1	1	0	0	0	0
0600	9	0	27.4	0	0	1	0	1	2	1	2	2	0	0	0	0
0700	15	39.9	35.5	0	0	0	0	0	0	4	2	8	1	0	0	0
0800	38	41.7	34.2	0	0	1	1	1	1	6	11	10	6	1	0	0
0900	46	38.9	31.4	0	0	0	3	2	4	10	15	8	3	1	0	0
1000	52	35.7	30.7	0	0	0	1	0	9	16	19	5	2	0	0	0
1100	74	38.1	32.1	0	0	0	0	3	5	23	26	13	4	0	0	0
1200	73	35.8	31.2	0	0	0	0	6	5	19	32	9	2	0	0	0
1300	52	36.4	31.6	0	0	0	0	1	3	20	19	9	0	0	0	0
1400	68	38.3	32.8	0	0	0	0	3	3	15	30	14	3	0	0	0
1500	71	37.5	31	0	0	0	1	5	6	22	22	13	2	0	0	0
1600	61	37.7	31.4	0	0	1	2	0	6	18	22	7	5	0	0	0
1700	68	36.7	32.3	0	0	0	0	2	4	18	32	10	1	1	0	0
1800	66	37.3	30.3	0	0	2	1	3	11	14	22	10	2	1	0	0
1900	38	38.3	31.8	0	0	1	1	3	1	6	17	6	2	1	0	0
2000	25	35.6	30.1	0	0	0	0	4	0	10	7	3	1	0	0	0
2100	14	37.8	33.9	0	0	0	0	0	0	3	7	4	0	0	0	0
2200	5	0	33.5	0	0	0	0	0	0	1	3	1	0	0	0	0
2300	3	0	21.8	0	0	0	0	2	0	1	0	0	0	0	0	0
Total	783	38.1	31.6	0	0	6	10	37	60	208	289	133	35	5	0	0

Speed Report

Site Name - ATC Site 3 - Seasalter Road

Direction - Northbound

Grid Ref - 51.32722, 0.9466

16 August 2018

Time	Total	Vpp 85	Mean	Vbin 0 1	Vbin 1 5	Vbin 5 10	Vbin 10 15	Vbin 15 20	Vbin 20 25	Vbin 25 30	Vbin 30 35	Vbin 35 40	Vbin 40 45	Vbin 45 50	Vbin 50 55	Vbin 55 55>
0000	1	0	43.5	0	0	0	0	0	0	0	0	0	1	0	0	0
0100	2	0	36	0	0	0	0	0	0	0	1	1	0	0	0	0
0200	2	0	28.5	0	0	0	0	0	1	0	1	0	0	0	0	0
0300	1	0	38.5	0	0	0	0	0	0	0	0	1	0	0	0	0
0400	3	0	36.8	0	0	0	0	0	0	1	0	1	1	0	0	0
0500	3	0	35.2	0	0	0	0	0	0	0	2	1	0	0	0	0
0600	9	0	33.5	0	0	0	0	2	0	1	3	0	2	1	0	0
0700	14	40	33.1	0	0	0	0	1	1	4	3	3	1	1	0	0
0800	33	41.7	35	0	0	0	1	0	2	5	10	9	4	2	0	0
0900	33	38.6	32.6	0	0	1	0	1	1	8	14	5	2	1	0	0
1000	52	35.1	30.9	0	0	0	1	3	2	17	25	3	0	0	1	0
1100	75	38.4	31.2	0	0	2	2	1	8	20	24	13	5	0	0	0
1200	49	35.8	30.9	0	0	0	1	3	1	17	20	7	0	0	0	0
1300	48	35.8	31.2	0	0	0	1	3	1	16	20	5	2	0	0	0
1400	48	37.9	31.6	0	0	0	2	2	3	12	19	6	4	0	0	0
1500	52	34.9	30.1	0	0	0	0	2	3	31	10	4	2	0	0	0
1600	46	38.3	33.6	0	0	0	0	0	4	5	24	12	1	0	0	0
1700	51	39.6	34.1	0	0	0	0	2	2	10	15	19	2	1	0	0
1800	64	37.2	30.5	0	0	1	2	1	11	17	20	8	4	0	0	0
1900	32	35.1	29.1	0	0	2	3	0	1	6	18	2	0	0	0	0
2000	19	42.1	34.8	0	0	0	0	0	1	6	6	2	3	0	0	1
2100	16	35.4	32.6	0	0	0	0	0	0	6	8	1	1	0	0	0
2200	6	0	29.3	0	0	1	0	0	0	1	3	1	0	0	0	0
2300	6	0	34.3	0	0	0	0	0	1	0	3	1	1	0	0	0
Total	665	38.3	31.9	0	0	7	13	21	43	183	249	105	36	6	1	1

Speed Report

Site Name - ATC Site 3 - Seasalter Road

Direction - Southbound

Grid Ref - 51.32722, 0.9466

10 August 2018

Time	Total	Vpp 85	Mean	Vbin 0 1	Vbin 1 5	Vbin 5 10	Vbin 10 15	Vbin 15 20	Vbin 20 25	Vbin 25 30	Vbin 30 35	Vbin 35 40	Vbin 40 45	Vbin 45 50	Vbin 50 55	Vbin 55 55>
0000	2	0	33.5	0	0	0	0	0	0	0	2	0	0	0	0	0
0100	4	0	36	0	0	0	0	0	0	0	2	2	0	0	0	0
0200	1	0	33.5	0	0	0	0	0	0	0	1	0	0	0	0	0
0300	1	0	38.5	0	0	0	0	0	0	0	0	1	0	0	0	0
0400	1	0	28.5	0	0	0	0	0	0	1	0	0	0	0	0	0
0500	6	0	38.5	0	0	0	0	0	0	0	2	2	2	0	0	0
0600	10	51	36.5	0	0	0	1	1	0	2	1	0	3	0	1	1
0700	20	45.2	35	0	0	0	1	1	1	3	4	5	2	3	0	0
0800	41	40.2	33.1	0	0	1	1	1	3	7	13	10	3	2	0	0
0900	45	39.6	32.9	0	0	0	0	2	6	5	19	8	5	0	0	0
1000	52	36.5	29.9	0	0	5	1	1	3	12	21	7	1	0	1	0
1100	51	38.1	32.1	0	0	0	1	0	5	16	17	9	2	1	0	0
1200	57	39.3	33.7	0	0	0	0	1	3	12	24	12	4	1	0	0
1300	66	38.4	33.2	0	0	0	1	0	1	18	27	18	1	0	0	0
1400	57	39.2	34.3	0	0	0	0	0	1	12	24	17	3	0	0	0
1500	34	37.2	32.8	0	0	0	0	0	2	9	16	6	1	0	0	0
1600	41	36.3	27	0	0	3	8	0	2	9	12	7	0	0	0	0
1700	50	39.1	34.1	0	0	0	1	0	1	7	25	13	3	0	0	0
1800	47	38.7	33.5	0	0	1	0	1	0	9	23	10	2	1	0	0
1900	42	40.1	33.9	0	0	1	0	0	1	14	7	15	3	1	0	0
2000	46	36.4	26.4	0	0	0	9	8	1	11	9	8	0	0	0	0
2100	15	42.3	35.8	0	0	0	0	0	0	4	5	3	1	2	0	0
2200	23	45.2	37	0	0	0	0	0	2	4	7	1	6	2	0	1
2300	16	41.3	35.1	0	0	1	0	0	0	3	5	4	2	0	0	1
Total	728	39.5	32.7	0	0	12	24	16	32	158	266	158	44	13	2	3

Speed Report

Site Name - ATC Site 3 - Seasalter Road

Direction - Southbound

Grid Ref - 51.32722, 0.9466

11 August 2018

Time	Total	Vpp 85	Mean	Vbin 0 1	Vbin 1 5	Vbin 5 10	Vbin 10 15	Vbin 15 20	Vbin 20 25	Vbin 25 30	Vbin 30 35	Vbin 35 40	Vbin 40 45	Vbin 45 50	Vbin 50 55	Vbin 55 55>
0000	10	41	35.5	0	0	0	0	0	0	4	1	3	1	1	0	0
0100	0	0	0	0	0	0	0	0	0	0	0	0	0	0	0	0
0200	1	0	13.5	0	0	0	1	0	0	0	0	0	0	0	0	0
0300	0	0	0	0	0	0	0	0	0	0	0	0	0	0	0	0
0400	0	0	0	0	0	0	0	0	0	0	0	0	0	0	0	0
0500	5	0	32.5	0	0	0	0	0	0	2	2	1	0	0	0	0
0600	8	0	36	0	0	0	0	0	0	4	1	0	2	0	1	0
0700	10	42.7	37.5	0	0	0	0	0	0	2	1	4	3	0	0	0
0800	21	36.6	27.8	0	0	1	4	2	1	0	9	3	1	0	0	0
0900	46	40.3	32.5	0	0	2	1	3	0	11	13	10	5	0	0	1
1000	67	37.7	31.6	0	0	1	4	1	2	15	30	10	4	0	0	0
1100	83	37	31.5	0	0	1	3	0	5	23	35	16	0	0	0	0
1200	65	39.8	33.3	0	0	1	1	3	4	10	23	17	3	2	0	1
1300	86	37.9	31.6	0	0	1	4	1	8	16	36	17	2	1	0	0
1400	96	38.2	33.2	0	0	0	3	1	4	9	55	21	3	0	0	0
1500	113	38	32.4	0	0	2	1	1	4	33	47	19	5	0	1	0
1600	117	38.2	32.7	0	0	1	4	2	1	23	57	25	4	0	0	0
1700	85	40.7	34	0	0	1	3	1	4	11	33	20	10	1	1	0
1800	74	40.5	34.6	0	0	0	0	0	1	19	28	16	8	2	0	0
1900	50	38.8	33.2	0	0	1	0	1	2	11	22	9	2	1	1	0
2000	47	40.4	34.6	0	0	0	1	0	0	12	14	14	6	0	0	0
2100	26	39.8	35.2	0	0	0	0	1	0	1	15	6	2	1	0	0
2200	21	40.2	34.2	0	0	0	0	0	2	7	5	4	1	0	2	0
2300	15	40.3	32.8	0	0	1	0	1	1	1	4	5	2	0	0	0
Total	1046	39.3	32.9	0	0	13	30	18	39	214	431	220	64	9	6	2

Speed Report

Site Name - ATC Site 3 - Seasalter Road

Direction - Southbound

Grid Ref - 51.32722, 0.9466

12 August 2018

Time	Total	Vpp 85	Mean	Vbin 0 1	Vbin 1 5	Vbin 5 10	Vbin 10 15	Vbin 15 20	Vbin 20 25	Vbin 25 30	Vbin 30 35	Vbin 35 40	Vbin 40 45	Vbin 45 50	Vbin 50 55	Vbin 55 55>
0000	8	0	40.4	0	0	0	0	0	0	0	2	2	3	1	0	0
0100	2	0	41	0	0	0	0	0	0	0	0	1	1	0	0	0
0200	6	0	31	0	0	0	0	1	0	3	0	1	1	0	0	0
0300	3	0	35.2	0	0	0	0	0	0	1	1	0	1	0	0	0
0400	1	0	38.5	0	0	0	0	0	0	0	0	1	0	0	0	0
0500	4	0	37.3	0	0	0	0	0	0	0	1	3	0	0	0	0
0600	3	0	31.8	0	0	0	0	0	0	2	0	1	0	0	0	0
0700	6	0	19.3	0	0	0	2	2	1	1	0	0	0	0	0	0
0800	22	40.5	32.4	0	0	0	2	1	2	4	2	8	3	0	0	0
0900	28	36.5	30.8	0	0	0	2	3	1	4	13	3	1	1	0	0
1000	62	37.6	31.2	0	0	4	3	0	1	14	27	10	2	0	0	1
1100	70	39.7	33.2	0	0	0	4	2	1	16	19	23	3	1	1	0
1200	92	39.1	31.2	0	0	3	4	5	5	19	31	17	8	0	0	0
1300	92	38.4	31.4	0	0	3	4	3	3	21	35	18	4	1	0	0
1400	99	37.3	32.3	0	0	4	0	0	4	19	52	18	1	1	0	0
1500	91	38.3	33.3	0	0	0	0	0	4	22	44	15	6	0	0	0
1600	100	37.3	32.3	0	0	2	1	1	0	31	45	17	3	0	0	0
1700	82	39.6	34.6	0	0	0	1	1	0	13	36	25	5	1	0	0
1800	38	40.5	34.8	0	0	0	1	0	0	8	12	12	5	0	0	0
1900	39	39	34.1	0	0	0	0	0	1	8	17	11	2	0	0	0
2000	32	41.7	37.1	0	0	0	0	0	1	3	7	15	5	1	0	0
2100	10	42.7	36	0	0	0	0	0	0	3	2	2	3	0	0	0
2200	7	0	37.8	0	0	0	0	0	2	0	0	1	3	1	0	0
2300	4	0	36	0	0	0	0	0	0	0	2	2	0	0	0	0
Total	901	39.4	32.8	0	0	16	24	19	26	192	348	206	60	8	1	1

Speed Report

Site Name - ATC Site 3 - Seasalter Road

Direction - Southbound

Grid Ref - 51.32722, 0.9466

13 August 2018

Time	Total	Vpp 85	Mean	Vbin 0 1	Vbin 1 5	Vbin 5 10	Vbin 10 15	Vbin 15 20	Vbin 20 25	Vbin 25 30	Vbin 30 35	Vbin 35 40	Vbin 40 45	Vbin 45 50	Vbin 50 55	Vbin 55 55>
0000	2	0	33.5	0	0	0	0	0	0	0	2	0	0	0	0	0
0100	1	0	38.5	0	0	0	0	0	0	0	0	1	0	0	0	0
0200	0	0	0	0	0	0	0	0	0	0	0	0	0	0	0	0
0300	1	0	38.5	0	0	0	0	0	0	0	0	1	0	0	0	0
0400	0	0	0	0	0	0	0	0	0	0	0	0	0	0	0	0
0500	2	0	41	0	0	0	0	0	0	0	0	1	1	0	0	0
0600	10	46	39	0	0	0	0	0	1	1	1	3	2	1	1	0
0700	27	40.7	33.7	0	0	1	1	1	1	3	6	10	4	0	0	0
0800	37	40.3	35.3	0	0	1	0	0	1	5	12	14	3	0	0	1
0900	47	39.6	31.3	0	0	1	4	2	4	10	12	9	2	1	2	0
1000	47	38.8	31.9	0	0	1	1	1	5	9	18	8	4	0	0	0
1100	51	37.8	30.8	0	0	1	4	0	3	16	15	11	0	0	1	0
1200	65	37.1	31.3	0	0	2	0	3	5	21	22	8	2	0	0	2
1300	70	38.5	32.1	0	0	2	1	1	3	18	28	12	5	0	0	0
1400	61	38.5	33.4	0	0	0	1	0	2	12	27	19	0	0	0	0
1500	84	38.6	33.8	0	0	0	0	1	4	13	44	17	3	2	0	0
1600	73	38.7	33.4	0	0	1	0	0	2	18	34	12	5	1	0	0
1700	60	38.8	32.3	0	0	1	0	1	9	10	24	10	4	1	0	0
1800	33	39.8	32.7	0	0	1	1	0	5	4	9	10	1	2	0	0
1900	30	39.3	32	0	0	0	0	2	2	11	6	6	3	0	0	0
2000	24	39.5	34.5	0	0	0	0	1	0	3	11	7	2	0	0	0
2100	8	0	37.3	0	0	0	0	1	1	0	0	2	3	1	0	0
2200	15	39.8	35.5	0	0	0	0	0	1	1	5	7	1	0	0	0
2300	3	0	36.8	0	0	0	0	0	0	0	1	2	0	0	0	0
Total	751	39.5	32.9	0	0	12	13	14	49	155	277	170	45	9	4	3

Speed Report

Site Name - ATC Site 3 - Seasalter Road

Direction - Southbound

Grid Ref - 51.32722, 0.9466

14 August 2018

Time	Total	Vpp 85	Mean	Vbin 0 1	Vbin 1 5	Vbin 5 10	Vbin 10 15	Vbin 15 20	Vbin 20 25	Vbin 25 30	Vbin 30 35	Vbin 35 40	Vbin 40 45	Vbin 45 50	Vbin 50 55	Vbin 55 55>
0000	2	0	36	0	0	0	0	0	0	0	1	1	0	0	0	0
0100	1	0	18.5	0	0	0	0	1	0	0	0	0	0	0	0	0
0200	2	0	31	0	0	0	0	1	0	0	0	0	1	0	0	0
0300	3	0	43.5	0	0	0	0	0	0	0	0	0	3	0	0	0
0400	2	0	31	0	0	0	0	0	0	1	1	0	0	0	0	0
0500	5	0	37.5	0	0	0	0	0	0	0	1	4	0	0	0	0
0600	12	43.7	34.3	0	0	1	0	1	0	2	1	2	5	0	0	0
0700	22	43.8	36.2	0	0	0	1	0	0	4	5	6	4	2	0	0
0800	44	39.9	34.1	0	0	0	2	0	2	7	12	18	3	0	0	0
0900	49	40.6	32.4	0	0	1	5	1	2	7	15	11	5	1	1	0
1000	47	38.9	32.2	0	0	1	1	1	2	13	14	13	2	0	0	0
1100	57	37.6	31	0	0	0	2	1	4	24	14	9	3	0	0	0
1200	68	31.2	26.7	0	0	2	3	5	13	34	7	3	1	0	0	0
1300	71	37.9	28.3	0	1	13	0	1	2	15	23	13	3	0	0	0
1400	81	39.3	34.2	0	0	0	2	0	2	13	35	25	3	0	0	1
1500	102	38.8	32.7	0	0	4	2	1	3	20	45	20	5	0	0	2
1600	91	38.9	32.8	0	0	1	3	0	7	16	37	22	3	1	1	0
1700	75	35.5	29.4	0	0	0	2	7	11	19	27	9	0	0	0	0
1800	66	40.8	36.1	0	0	1	0	0	1	8	17	29	10	0	0	0
1900	41	42.9	35.2	0	0	0	2	0	2	6	10	11	9	1	0	0
2000	39	42.4	34.9	0	0	0	1	0	1	7	16	6	6	2	0	0
2100	7	0	37.1	0	0	0	0	0	0	0	3	3	1	0	0	0
2200	16	44.1	37.9	0	0	0	0	0	1	1	4	4	5	1	0	0
2300	6	0	33.5	0	0	0	0	0	0	3	0	3	0	0	0	0
Total	909	39.8	32.4	0	1	24	26	20	53	200	288	212	72	8	2	3

Speed Report

Site Name - ATC Site 3 - Seasalter Road

Direction - Southbound

Grid Ref - 51.32722, 0.9466

15 August 2018

Time	Total	Vpp 85	Mean	Vbin 0 1	Vbin 1 5	Vbin 5 10	Vbin 10 15	Vbin 15 20	Vbin 20 25	Vbin 25 30	Vbin 30 35	Vbin 35 40	Vbin 40 45	Vbin 45 50	Vbin 50 55	Vbin 55 55>
0000	3	0	33.5	0	0	0	0	0	1	0	1	0	1	0	0	0
0100	1	0	43.5	0	0	0	0	0	0	0	0	0	1	0	0	0
0200	1	0	18.5	0	0	0	0	1	0	0	0	0	0	0	0	0
0300	2	0	38.5	0	0	0	0	0	0	0	0	2	0	0	0	0
0400	6	0	40.2	0	0	0	0	0	0	2	0	1	2	0	0	1
0500	5	0	38.5	0	0	0	0	0	0	0	1	3	1	0	0	0
0600	6	0	34.3	0	0	0	0	1	0	1	1	1	2	0	0	0
0700	20	39.8	33	0	0	1	1	0	1	4	4	6	2	1	0	0
0800	42	42.8	35.8	0	0	0	1	1	2	5	9	14	9	1	0	0
0900	60	39.8	33.7	0	0	0	1	2	1	12	24	14	6	0	0	0
1000	46	39.8	32.3	0	0	0	1	2	4	13	14	6	4	2	0	0
1100	63	38.9	33.3	0	0	0	1	0	2	17	25	14	4	0	0	0
1200	61	39.5	33.9	0	0	1	0	0	4	12	23	16	2	2	1	0
1300	69	39.5	34	0	0	0	1	0	2	13	31	16	6	0	0	0
1400	91	38.7	32.7	0	0	0	1	2	5	24	33	22	4	0	0	0
1500	95	37.4	30.8	0	0	2	1	6	9	25	33	15	3	1	0	0
1600	76	39.4	34.1	0	0	0	3	0	2	7	38	21	4	1	0	0
1700	68	39.8	33.5	0	0	0	1	1	2	18	27	11	6	2	0	0
1800	61	40.5	33.2	0	0	0	3	4	2	9	18	17	8	0	0	0
1900	65	40.8	34.7	0	0	0	1	1	2	13	22	16	7	2	1	0
2000	40	40.2	34.4	0	0	0	0	0	2	8	16	9	5	0	0	0
2100	31	40.3	33.3	0	0	0	1	0	4	5	9	8	4	0	0	0
2200	20	43.5	37.3	0	0	0	0	0	0	2	9	4	3	1	1	0
2300	6	0	30.2	0	0	1	0	0	0	1	2	2	0	0	0	0
Total	938	40.1	33.5	0	0	5	17	21	45	191	340	218	84	13	3	1

Speed Report

Site Name - ATC Site 3 - Seasalter Road

Direction - Southbound

Grid Ref - 51.32722, 0.9466

16 August 2018

Time	Total	Vpp 85	Mean	Vbin 0 1	Vbin 1 5	Vbin 5 10	Vbin 10 15	Vbin 15 20	Vbin 20 25	Vbin 25 30	Vbin 30 35	Vbin 35 40	Vbin 40 45	Vbin 45 50	Vbin 50 55	Vbin 55 55>
0000	4	0	38.5	0	0	0	0	0	0	0	1	2	1	0	0	0
0100	2	0	33.5	0	0	0	0	0	0	1	0	1	0	0	0	0
0200	2	0	36	0	0	0	0	0	1	0	0	0	0	1	0	0
0300	4	0	32.3	0	0	0	0	1	0	0	1	2	0	0	0	0
0400	2	0	36	0	0	0	0	0	0	0	1	1	0	0	0	0
0500	8	0	34.8	0	0	1	0	0	0	1	0	4	2	0	0	0
0600	10	41	32.5	0	0	1	0	0	0	3	3	1	1	1	0	0
0700	19	42.1	34.8	0	0	0	0	2	2	1	3	7	3	1	0	0
0800	38	40.4	34.7	0	0	0	0	0	2	7	14	10	5	0	0	0
0900	51	39.9	31.5	0	0	3	2	1	4	8	17	10	6	0	0	0
1000	42	38.3	31.5	0	0	0	1	2	6	10	12	9	1	0	1	0
1100	53	37.6	32.8	0	0	0	0	0	2	17	23	8	3	0	0	0
1200	62	39.2	33.5	0	0	0	0	0	6	12	26	13	4	1	0	0
1300	69	39.2	33.2	0	0	2	1	0	1	16	28	16	3	2	0	0
1400	65	38.2	32.7	0	0	1	0	0	4	16	28	13	3	0	0	0
1500	57	38	33.1	0	0	0	0	1	1	16	26	10	3	0	0	0
1600	52	40	33.7	0	0	1	1	0	2	11	16	16	5	0	0	0
1700	52	41.5	35.5	0	0	1	0	0	3	9	12	18	7	0	1	1
1800	51	40	34.2	0	0	0	0	0	2	12	20	11	6	0	0	0
1900	28	39.5	34	0	0	1	0	0	0	7	9	9	1	0	1	0
2000	22	43.8	37.4	0	0	0	0	0	1	0	10	5	4	2	0	0
2100	17	40.9	34.7	0	0	0	0	0	4	1	4	5	2	0	1	0
2200	15	46.6	37.2	0	0	0	0	0	1	3	3	4	1	2	1	0
2300	14	41.7	37.1	0	0	0	0	0	2	0	1	8	3	0	0	0
Total	739	40.1	33.7	0	0	11	5	7	44	151	258	183	64	10	5	1

Site Name - ATC Site 3 - Seasalter Road
Direction - Northbound
Grid Ref - 51.32722, 0.9466

Time	10-Aug-18	11-Aug-18	12-Aug-18	13-Aug-18	14-Aug-18	15-Aug-18	16-Aug-18	Average
0000								0.0
0100								0.0
0200								0.0
0300								0.0
0400								0.0
0500								0.0
0600	43.8							43.8
0700	39.1	35.3	33.6	43.8	38	39.9	40	38.5
0800	35	39.1	37.9	37.9	41.4	41.7	41.7	39.2
0900	37	37.7	39.3	35.6	35.5	38.9	38.6	37.5
1000	36.8	34.8	40	36.6	36.1	35.7	35.1	36.4
1100	35.8	35.8	35.6	36.7	37.6	38.1	38.4	36.9
1200	38	35.4	36.3	37.7	36.1	35.8	35.8	36.4
1300	37.1	36.4	35.5	36.9	35.3	36.4	35.8	36.2
1400	35.5	35.5	35.7	36.6	37.3	38.3	37.9	36.7
1500	33.2	36.4	35.8	37.7	36.5	37.5	34.9	36.0
1600	37.1	34.4	36.3	35.8	35.9	37.7	38.3	36.5
1700	38.6	38.2	35.8	39.4	39	36.7	39.6	38.2
1800	39.8	38	40.7	40.3	41.2	37.3	37.2	39.2
1900	39.2	37.2	38.5	40.2	37.6	38.3	35.1	38.0
2000	36.3	35.8	36.6	39.5	37.8	35.6	42.1	37.7
2100	36.6	37.2		41.4	39.8	37.8	35.4	38.0
2200	35.4	41						38.2
2300								0.0
Total	37.8	36.5	37.4	38.5	38	38.1	38.3	37.8

85% Report

Site Name - ATC Site 3 - Seasalter Road
Direction - Southbound
Grid Ref - 51.32722, 0.9466

Time	10-Aug-18	11-Aug-18	12-Aug-18	13-Aug-18	14-Aug-18	15-Aug-18	16-Aug-18	Average
0000		41						41.0
0100								0.0
0200								0.0
0300								0.0
0400								0.0
0500								0.0
0600	51			46	43.7		41	45.4
0700	45.2	42.7		40.7	43.8	39.8	42.1	42.4
0800	40.2	36.6	40.5	40.3	39.9	42.8	40.4	40.1
0900	39.6	40.3	36.5	39.6	40.6	39.8	39.9	39.5
1000	36.5	37.7	37.6	38.8	38.9	39.8	38.3	38.2
1100	38.1	37	39.7	37.8	37.6	38.9	37.6	38.1
1200	39.3	39.8	39.1	37.1	31.2	39.5	39.2	37.9
1300	38.4	37.9	38.4	38.5	37.9	39.5	39.2	38.5
1400	39.2	38.2	37.3	38.5	39.3	38.7	38.2	38.5
1500	37.2	38	38.3	38.6	38.8	37.4	38	38.0
1600	36.3	38.2	37.3	38.7	38.9	39.4	40	38.4
1700	39.1	40.7	39.6	38.8	35.5	39.8	41.5	39.3
1800	38.7	40.5	40.5	39.8	40.8	40.5	40	40.1
1900	40.1	38.8	39	39.3	42.9	40.8	39.5	40.1
2000	36.4	40.4	41.7	39.5	42.4	40.2	43.8	40.6
2100	42.3	39.8	42.7			40.3	40.9	41.2
2200	45.2	40.2		39.8	44.1	43.5	46.6	43.2
2300	41.3	40.3					41.7	41.1
Total	39.5	39.3	39.4	39.5	39.8	40.1	40.1	39.7

Average Speed Report

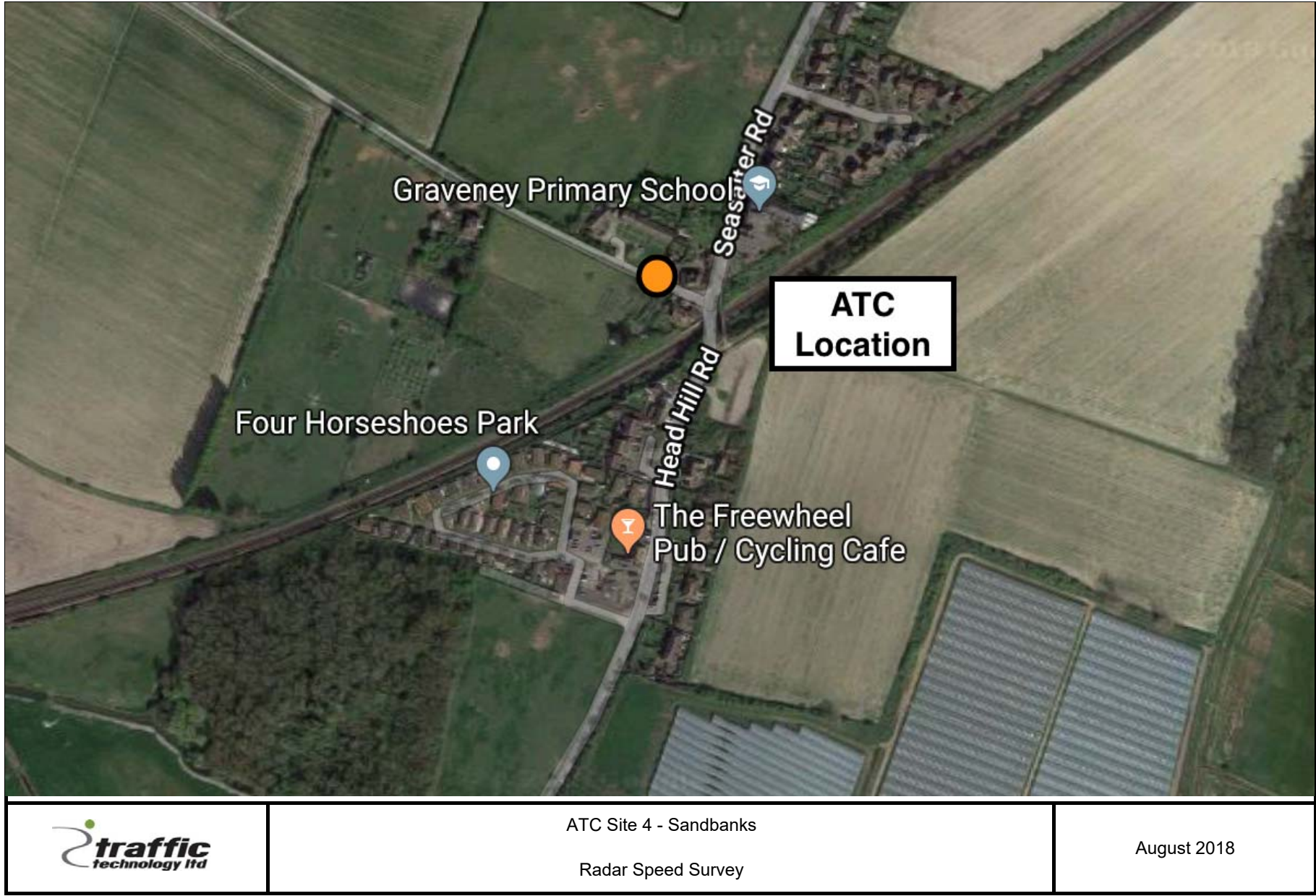
Site Name - ATC Site 3 - Seasalter Road
Direction - Northbound
Grid Ref - 51.32722, 0.9466

Time	10-Aug-18	11-Aug-18	12-Aug-18	13-Aug-18	14-Aug-18	15-Aug-18	16-Aug-18	Average
0000		33.5	38.5	40.2	38.5	36	43.5	38.4
0100			33.5	36	23.5		36	32.3
0200		33.5	33.5		33.5		28.5	32.3
0300	28.5	28.5	28.5		33.5	18.5	38.5	29.3
0400	41.8	41		31.8	38.5		36.8	38.0
0500	30.5	28.5	33.5	34.5	36	36	35.2	33.5
0600	33.5	29.9	28.5	29.1	26	27.4	33.5	29.7
0700	32.2	22.7	26.2	35.4	28.8	35.5	33.1	30.6
0800	31	31.3	29.3	31.2	33.3	34.2	35	32.2
0900	29.9	30.5	31.8	31.2	30.6	31.4	32.6	31.1
1000	30.5	27.4	32	29.9	30.5	30.7	30.9	30.3
1100	31.9	30.4	31.4	31.9	31	32.1	31.2	31.4
1200	32.5	30.8	29.8	31.6	31.1	31.2	30.9	31.1
1300	32	30.4	30.7	30.8	29.8	31.6	31.2	30.9
1400	31	29.6	30.2	31	31.8	32.8	31.6	31.1
1500	20.6	30.9	29.9	31.5	31.7	31	30.1	29.4
1600	32.6	28.6	32.4	31.9	31.3	31.4	33.6	31.7
1700	33.4	32	31.7	33	33.2	32.3	34.1	32.8
1800	34.9	31.4	34	33.9	32.3	30.3	30.5	32.5
1900	34.1	30.1	34	33.8	32.5	31.8	29.1	32.2
2000	31	32.9	30.5	34.5	31.9	30.1	34.8	32.2
2100	34.8	31	36	31.2	34.5	33.9	32.6	33.4
2200	31.6	35		32.1	33.5	33.5	29.3	32.5
2300	33.5	32.9	31	32.3	23.5	21.8	34.3	29.9
Total	30.8	30.3	31.1	31.9	31.5	31.6	31.9	31.3

Average Speed Report

Site Name - ATC Site 3 - Seasalter Road
Direction - Southbound
Grid Ref - 51.32722, 0.9466

Time	10-Aug-18	11-Aug-18	12-Aug-18	13-Aug-18	14-Aug-18	15-Aug-18	16-Aug-18	Average
0000	33.5	35.5	40.4	33.5	36	33.5	38.5	35.8
0100	36		41	38.5	18.5	43.5	33.5	35.2
0200	33.5	13.5	31		31	18.5	36	27.3
0300	38.5		35.2	38.5	43.5	38.5	32.3	37.8
0400	28.5		38.5		31	40.2	36	34.8
0500	38.5	32.5	37.3	41	37.5	38.5	34.8	37.2
0600	36.5	36	31.8	39	34.3	34.3	32.5	34.9
0700	35	37.5	19.3	33.7	36.2	33	34.8	32.8
0800	33.1	27.8	32.4	35.3	34.1	35.8	34.7	33.3
0900	32.9	32.5	30.8	31.3	32.4	33.7	31.5	32.2
1000	29.9	31.6	31.2	31.9	32.2	32.3	31.5	31.5
1100	32.1	31.5	33.2	30.8	31	33.3	32.8	32.1
1200	33.7	33.3	31.2	31.3	26.7	33.9	33.5	31.9
1300	33.2	31.6	31.4	32.1	28.3	34	33.2	32.0
1400	34.3	33.2	32.3	33.4	34.2	32.7	32.7	33.3
1500	32.8	32.4	33.3	33.8	32.7	30.8	33.1	32.7
1600	27	32.7	32.3	33.4	32.8	34.1	33.7	32.3
1700	34.1	34	34.6	32.3	29.4	33.5	35.5	33.3
1800	33.5	34.6	34.8	32.7	36.1	33.2	34.2	34.2
1900	33.9	33.2	34.1	32	35.2	34.7	34	33.9
2000	26.4	34.6	37.1	34.5	34.9	34.4	37.4	34.2
2100	35.8	35.2	36	37.3	37.1	33.3	34.7	35.6
2200	37	34.2	37.8	35.5	37.9	37.3	37.2	36.7
2300	35.1	32.8	36	36.8	33.5	30.2	37.1	34.5
Total	32.7	32.9	32.8	32.9	32.4	33.5	33.7	33.0



Volume Reports

Site Name - ATC Site 4 - Sandbanks

Direction - Eastbound

Grid Ref - 51.322, 0.94105

Time	10-Aug-18	11-Aug-18	12-Aug-18	13-Aug-18	14-Aug-18	15-Aug-18	16-Aug-18	5 Day Total	5 Day Average	7 Day Total	7 Day Average
0000	2	4	0	3	0	1	0	6	1	10	1
0100	0	2	2	1	1	0	0	2	0	6	1
0200	1	0	1	0	0	1	1	3	1	4	1
0300	1	1	2	0	1	1	0	3	1	6	1
0400	0	3	2	4	0	5	2	11	2	16	2
0500	5	8	4	4	4	8	5	26	5	38	5
0600	11	8	7	9	13	6	11	50	10	65	9
0700	14	11	9	13	11	15	11	64	13	84	12
0800	6	8	2	19	11	18	11	65	13	75	11
0900	15	12	9	14	12	11	8	60	12	81	12
1000	15	18	25	10	16	21	10	72	14	115	16
1100	15	16	14	21	13	10	12	71	14	101	14
1200	16	22	21	20	15	19	12	82	16	125	18
1300	16	16	16	10	19	21	18	84	17	116	17
1400	18	21	22	16	17	14	15	80	16	123	18
1500	24	18	13	20	28	22	19	113	23	144	21
1600	23	13	20	19	19	23	24	108	22	141	20
1700	23	26	11	19	10	18	16	86	17	123	18
1800	15	12	12	23	23	24	20	105	21	129	18
1900	17	10	5	17	12	14	10	70	14	85	12
2000	6	9	9	9	14	5	10	44	9	62	9
2100	8	5	1	0	2	6	4	20	4	26	4
2200	4	2	3	0	2	6	2	14	3	19	3
2300	1	6	0	2	4	1	3	11	2	17	2
Total	256	251	210	253	247	270	224	1250	250	1711	244

Volume Reports

Site Name - ATC Site 4 - Sandbanks

Direction - Westbound

Grid Ref - 51.322, 0.94105

Time	10-Aug-18	11-Aug-18	12-Aug-18	13-Aug-18	14-Aug-18	15-Aug-18	16-Aug-18	5 Day Total	5 Day Average	7 Day Total	7 Day Average
0000	0	2	3	1	0	1	1	3	1	8	1
0100	0	1	1	1	0	0	0	1	0	3	0
0200	2	1	2	0	0	0	1	3	1	6	1
0300	0	2	0	0	2	1	1	4	1	6	1
0400	2	1	3	5	1	3	3	14	3	18	3
0500	7	7	13	9	9	11	4	40	8	60	9
0600	11	10	7	12	9	11	14	57	11	74	11
0700	21	16	6	13	19	16	15	84	17	106	15
0800	20	16	7	32	16	19	9	96	19	119	17
0900	14	21	15	13	20	32	22	101	20	137	20
1000	17	15	11	14	12	19	7	69	14	95	14
1100	15	23	14	19	20	11	14	79	16	116	17
1200	19	28	25	17	18	17	15	86	17	139	20
1300	25	20	23	19	17	20	11	92	18	135	19
1400	20	23	18	15	22	22	24	103	21	144	21
1500	57	31	12	26	19	24	16	142	28	185	26
1600	56	14	11	27	29	30	9	151	30	176	25
1700	20	23	8	8	23	19	19	89	18	120	17
1800	15	10	16	10	19	10	29	83	17	109	16
1900	9	7	11	11	10	6	12	48	10	66	9
2000	9	9	6	6	8	7	6	36	7	51	7
2100	6	3	4	6	4	1	11	28	6	35	5
2200	2	0	2	5	1	5	3	16	3	18	3
2300	1	2	1	0	6	1	2	10	2	13	2
Total	348	285	219	269	284	286	248	1435	287	1939	277

Class Report

Site Name - ATC Site 4 - Sandbanks

Direction - Eastbound

Grid Ref - 51.322, 0.94105

10 August 2018

Time	Total	Bin 1 <=5.2m	Bin 2 5.2-6.5	Bin 3 6.5-11.5	Bin 4 >11.5
0000	2	2	0	0	0
0100	0	0	0	0	0
0200	1	1	0	0	0
0300	1	1	0	0	0
0400	0	0	0	0	0
0500	5	5	0	0	0
0600	11	8	2	1	0
0700	14	9	4	0	1
0800	6	5	1	0	0
0900	15	11	3	1	0
1000	15	11	3	1	0
1100	15	12	2	0	1
1200	16	11	4	0	1
1300	16	9	6	1	0
1400	18	16	1	1	0
1500	24	22	2	0	0
1600	23	21	2	0	0
1700	23	21	2	0	0
1800	15	15	0	0	0
1900	17	14	2	1	0
2000	6	5	1	0	0
2100	8	4	4	0	0
2200	4	3	0	1	0
2300	1	0	1	0	0
Total	256	206	40	7	3

Class Report

Site Name - ATC Site 4 - Sandbanks

Direction - Eastbound

Grid Ref - 51.322, 0.94105

11 August 2018

Time	Total	Bin 1 <=5.2m	Bin 2 5.2-6.5	Bin 3 6.5-11.5	Bin 4 >11.5
0000	4	3	1	0	0
0100	2	2	0	0	0
0200	0	0	0	0	0
0300	1	0	0	1	0
0400	3	0	3	0	0
0500	8	7	1	0	0
0600	8	4	4	0	0
0700	11	6	3	2	0
0800	8	5	2	1	0
0900	12	7	4	1	0
1000	18	17	1	0	0
1100	16	13	1	1	1
1200	22	20	1	0	1
1300	16	16	0	0	0
1400	21	18	3	0	0
1500	18	13	3	2	0
1600	13	11	1	1	0
1700	26	20	6	0	0
1800	12	12	0	0	0
1900	10	8	2	0	0
2000	9	9	0	0	0
2100	5	5	0	0	0
2200	2	2	0	0	0
2300	6	3	1	2	0
Total	251	201	37	11	2

Class Report

Site Name - ATC Site 4 - Sandbanks
Direction - Eastbound
Grid Ref - 51.322, 0.94105

12 August 2018

Time	Total	Bin 1 <=5.2m	Bin 2 5.2-6.5	Bin 3 6.5-11.5	Bin 4 >11.5
0000	0	0	0	0	0
0100	2	1	1	0	0
0200	1	0	1	0	0
0300	2	1	1	0	0
0400	2	1	0	1	0
0500	4	1	3	0	0
0600	7	5	2	0	0
0700	9	8	1	0	0
0800	2	2	0	0	0
0900	9	7	2	0	0
1000	25	23	2	0	0
1100	14	9	4	1	0
1200	21	20	1	0	0
1300	16	15	1	0	0
1400	22	19	2	0	1
1500	13	13	0	0	0
1600	20	20	0	0	0
1700	11	8	2	0	1
1800	12	12	0	0	0
1900	5	4	0	1	0
2000	9	7	1	0	1
2100	1	1	0	0	0
2200	3	2	1	0	0
2300	0	0	0	0	0
Total	210	179	25	3	3

Class Report

Site Name - ATC Site 4 - Sandbanks

Direction - Eastbound

Grid Ref - 51.322, 0.94105

13 August 2018

Time	Total	Bin 1 <=5.2m	Bin 2 5.2-6.5	Bin 3 6.5-11.5	Bin 4 >11.5
0000	3	3	0	0	0
0100	1	1	0	0	0
0200	0	0	0	0	0
0300	0	0	0	0	0
0400	4	2	2	0	0
0500	4	3	0	1	0
0600	9	6	3	0	0
0700	13	9	1	3	0
0800	19	10	6	3	0
0900	14	11	2	0	1
1000	10	10	0	0	0
1100	21	13	7	1	0
1200	20	14	6	0	0
1300	10	8	1	1	0
1400	16	14	2	0	0
1500	20	17	3	0	0
1600	19	17	2	0	0
1700	19	18	1	0	0
1800	23	18	4	1	0
1900	17	17	0	0	0
2000	9	8	1	0	0
2100	0	0	0	0	0
2200	0	0	0	0	0
2300	2	2	0	0	0
Total	253	201	41	10	1

Class Report

Site Name - ATC Site 4 - Sandbanks
Direction - Eastbound
Grid Ref - 51.322, 0.94105

14 August 2018

Time	Total	Bin 1 <=5.2m	Bin 2 5.2-6.5	Bin 3 6.5-11.5	Bin 4 >11.5
0000	0	0	0	0	0
0100	1	1	0	0	0
0200	0	0	0	0	0
0300	1	0	0	1	0
0400	0	0	0	0	0
0500	4	3	1	0	0
0600	13	9	3	1	0
0700	11	9	1	1	0
0800	11	9	1	1	0
0900	12	7	4	1	0
1000	16	14	0	1	1
1100	13	9	2	1	1
1200	15	12	1	1	1
1300	19	15	1	3	0
1400	17	14	2	0	1
1500	28	18	8	1	1
1600	19	14	3	2	0
1700	10	9	0	1	0
1800	23	22	1	0	0
1900	12	11	1	0	0
2000	14	14	0	0	0
2100	2	2	0	0	0
2200	2	2	0	0	0
2300	4	4	0	0	0
Total	247	198	29	15	5

Class Report

Site Name - ATC Site 4 - Sandbanks

Direction - Eastbound

Grid Ref - 51.322, 0.94105

15 August 2018

Time	Total	Bin 1 <=5.2m	Bin 2 5.2-6.5	Bin 3 6.5-11.5	Bin 4 >11.5
0000	1	1	0	0	0
0100	0	0	0	0	0
0200	1	1	0	0	0
0300	1	1	0	0	0
0400	5	5	0	0	0
0500	8	7	1	0	0
0600	6	3	3	0	0
0700	15	12	0	3	0
0800	18	13	3	1	1
0900	11	8	2	0	1
1000	21	17	2	2	0
1100	10	7	1	1	1
1200	19	15	3	0	1
1300	21	20	1	0	0
1400	14	12	1	1	0
1500	22	19	3	0	0
1600	23	19	3	0	1
1700	18	14	4	0	0
1800	24	21	2	1	0
1900	14	13	1	0	0
2000	5	4	0	1	0
2100	6	4	1	1	0
2200	6	5	1	0	0
2300	1	1	0	0	0
Total	270	222	32	11	5

Class Report

Site Name - ATC Site 4 - Sandbanks
Direction - Eastbound
Grid Ref - 51.322, 0.94105

16 August 2018

Time	Total	Bin 1 <=5.2m	Bin 2 5.2-6.5	Bin 3 6.5-11.5	Bin 4 >11.5
0000	0	0	0	0	0
0100	0	0	0	0	0
0200	1	1	0	0	0
0300	0	0	0	0	0
0400	2	1	0	1	0
0500	5	5	0	0	0
0600	11	7	3	1	0
0700	11	10	1	0	0
0800	11	9	2	0	0
0900	8	7	0	1	0
1000	10	5	1	3	1
1100	12	6	4	1	1
1200	12	10	1	1	0
1300	18	17	1	0	0
1400	15	13	2	0	0
1500	19	14	5	0	0
1600	24	21	1	1	1
1700	16	14	1	1	0
1800	20	19	1	0	0
1900	10	9	1	0	0
2000	10	9	1	0	0
2100	4	4	0	0	0
2200	2	2	0	0	0
2300	3	3	0	0	0
Total	224	186	25	10	3

Class Report

Site Name - ATC Site 4 - Sandbanks

Direction - Westbound

Grid Ref - 51.322, 0.94105

10 August 2018

Time	Total	Bin 1 <=5.2m	Bin 2 5.2-6.5	Bin 3 6.5-11.5	Bin 4 >11.5
0000	0	0	0	0	0
0100	0	0	0	0	0
0200	2	1	1	0	0
0300	0	0	0	0	0
0400	2	0	1	1	0
0500	7	4	2	0	1
0600	11	6	2	3	0
0700	21	15	5	1	0
0800	20	16	3	0	1
0900	14	10	1	3	0
1000	17	13	3	1	0
1100	15	9	4	1	1
1200	19	14	2	2	1
1300	25	10	11	4	0
1400	20	12	5	2	1
1500	57	54	2	1	0
1600	56	46	2	5	3
1700	20	17	2	1	0
1800	15	14	1	0	0
1900	9	6	2	1	0
2000	9	6	2	1	0
2100	6	2	4	0	0
2200	2	2	0	0	0
2300	1	0	1	0	0
Total	348	257	56	27	8

Class Report

Site Name - ATC Site 4 - Sandbanks
Direction - Westbound
Grid Ref - 51.322, 0.94105

11 August 2018

Time	Total	Bin 1 <=5.2m	Bin 2 5.2-6.5	Bin 3 6.5-11.5	Bin 4 >11.5
0000	2	2	0	0	0
0100	1	0	1	0	0
0200	1	1	0	0	0
0300	2	0	0	1	1
0400	1	1	0	0	0
0500	7	2	4	0	1
0600	10	5	2	2	1
0700	16	9	6	1	0
0800	16	13	1	2	0
0900	21	16	4	0	1
1000	15	12	2	1	0
1100	23	19	2	2	0
1200	28	25	1	1	1
1300	20	16	2	1	1
1400	23	23	0	0	0
1500	31	27	2	2	0
1600	14	14	0	0	0
1700	23	17	2	3	1
1800	10	5	4	1	0
1900	7	5	2	0	0
2000	9	7	2	0	0
2100	3	3	0	0	0
2200	0	0	0	0	0
2300	2	2	0	0	0
Total	285	224	37	17	7

Class Report

Site Name - ATC Site 4 - Sandbanks

Direction - Westbound

Grid Ref - 51.322, 0.94105

12 August 2018

Time	Total	Bin 1 <=5.2m	Bin 2 5.2-6.5	Bin 3 6.5-11.5	Bin 4 >11.5
0000	3	0	1	1	1
0100	1	1	0	0	0
0200	2	1	1	0	0
0300	0	0	0	0	0
0400	3	1	0	1	1
0500	13	7	4	1	1
0600	7	4	3	0	0
0700	6	5	0	1	0
0800	7	6	1	0	0
0900	15	11	3	1	0
1000	11	6	5	0	0
1100	14	12	1	1	0
1200	25	19	4	2	0
1300	23	20	3	0	0
1400	18	15	3	0	0
1500	12	9	2	0	1
1600	11	9	1	1	0
1700	8	7	1	0	0
1800	16	13	1	1	1
1900	11	11	0	0	0
2000	6	4	0	2	0
2100	4	3	1	0	0
2200	2	1	1	0	0
2300	1	0	1	0	0
Total	219	165	37	12	5

Class Report

Site Name - ATC Site 4 - Sandbanks

Direction - Westbound

Grid Ref - 51.322, 0.94105

13 August 2018

Time	Total	Bin 1 <=5.2m	Bin 2 5.2-6.5	Bin 3 6.5-11.5	Bin 4 >11.5
0000	1	1	0	0	0
0100	1	1	0	0	0
0200	0	0	0	0	0
0300	0	0	0	0	0
0400	5	2	1	1	1
0500	9	5	2	1	1
0600	12	6	5	1	0
0700	13	12	1	0	0
0800	32	20	6	5	1
0900	13	8	1	4	0
1000	14	11	2	0	1
1100	19	12	4	1	2
1200	17	10	7	0	0
1300	19	12	5	2	0
1400	15	7	6	2	0
1500	26	22	4	0	0
1600	27	19	6	2	0
1700	8	7	1	0	0
1800	10	9	1	0	0
1900	11	9	2	0	0
2000	6	4	2	0	0
2100	6	4	2	0	0
2200	5	4	1	0	0
2300	0	0	0	0	0
Total	269	185	59	19	6

Class Report

Site Name - ATC Site 4 - Sandbanks

Direction - Westbound

Grid Ref - 51.322, 0.94105

14 August 2018

Time	Total	Bin 1 <=5.2m	Bin 2 5.2-6.5	Bin 3 6.5-11.5	Bin 4 >11.5
0000	0	0	0	0	0
0100	0	0	0	0	0
0200	0	0	0	0	0
0300	2	0	1	1	0
0400	1	0	0	0	1
0500	9	3	3	3	0
0600	9	4	3	2	0
0700	19	16	1	2	0
0800	16	11	3	2	0
0900	20	14	2	3	1
1000	12	10	2	0	0
1100	20	15	2	2	1
1200	18	15	2	0	1
1300	17	11	2	3	1
1400	22	17	3	1	1
1500	19	11	7	1	0
1600	29	19	8	1	1
1700	23	20	3	0	0
1800	19	18	1	0	0
1900	10	9	1	0	0
2000	8	7	1	0	0
2100	4	4	0	0	0
2200	1	1	0	0	0
2300	6	5	1	0	0
Total	284	210	46	21	7

Class Report

Site Name - ATC Site 4 - Sandbanks

Direction - Westbound

Grid Ref - 51.322, 0.94105

15 August 2018

Time	Total	Bin 1 <=5.2m	Bin 2 5.2-6.5	Bin 3 6.5-11.5	Bin 4 >11.5
0000	1	1	0	0	0
0100	0	0	0	0	0
0200	0	0	0	0	0
0300	1	0	1	0	0
0400	3	2	1	0	0
0500	11	7	1	3	0
0600	11	5	6	0	0
0700	16	14	2	0	0
0800	19	14	3	2	0
0900	32	26	4	2	0
1000	19	9	6	1	3
1100	11	8	1	0	2
1200	17	13	2	2	0
1300	20	16	2	1	1
1400	22	18	1	3	0
1500	24	18	4	2	0
1600	30	21	8	1	0
1700	19	11	5	2	1
1800	10	8	0	1	1
1900	6	5	0	1	0
2000	7	3	3	1	0
2100	1	1	0	0	0
2200	5	3	0	1	1
2300	1	1	0	0	0
Total	286	204	50	23	9

Class Report

Site Name - ATC Site 4 - Sandbanks

Direction - Westbound

Grid Ref - 51.322, 0.94105

16 August 2018

Time	Total	Bin 1 <=5.2m	Bin 2 5.2-6.5	Bin 3 6.5-11.5	Bin 4 >11.5
0000	1	1	0	0	0
0100	0	0	0	0	0
0200	1	1	0	0	0
0300	1	0	0	1	0
0400	3	1	0	1	1
0500	4	2	1	0	1
0600	14	7	3	4	0
0700	15	13	0	2	0
0800	9	5	4	0	0
0900	22	19	1	2	0
1000	7	4	1	2	0
1100	14	10	1	2	1
1200	15	9	4	1	1
1300	11	8	2	1	0
1400	24	15	5	3	1
1500	16	8	7	0	1
1600	9	9	0	0	0
1700	19	13	4	2	0
1800	29	26	2	1	0
1900	12	9	3	0	0
2000	6	6	0	0	0
2100	11	9	2	0	0
2200	3	3	0	0	0
2300	2	2	0	0	0
Total	248	180	40	22	6

Speed Report

Site Name - ATC Site 4 - Sandbanks

Direction - Eastbound

Grid Ref - 51.322, 0.94105

10 August 2018

Time	Total	Vpp 85	Mean	Vbin 0 1	Vbin 1 5	Vbin 5 10	Vbin 10 15	Vbin 15 20	Vbin 20 25	Vbin 25 30	Vbin 30 35	Vbin 35 40	Vbin 40 45	Vbin 45 50	Vbin 50 55	Vbin 55 55>
0000	2	0	28.5	0	0	0	0	0	1	0	1	0	0	0	0	0
0100	0	0	0	0	0	0	0	0	0	0	0	0	0	0	0	0
0200	1	0	23.5	0	0	0	0	0	1	0	0	0	0	0	0	0
0300	1	0	28.5	0	0	0	0	0	0	1	0	0	0	0	0	0
0400	0	0	0	0	0	0	0	0	0	0	0	0	0	0	0	0
0500	5	0	21.5	0	0	0	0	3	1	1	0	0	0	0	0	0
0600	11	24.6	21.7	0	0	0	0	6	4	0	1	0	0	0	0	0
0700	14	22	18.5	0	0	0	4	7	2	1	0	0	0	0	0	0
0800	6	0	21.8	0	0	0	1	2	1	2	0	0	0	0	0	0
0900	15	27.6	20.2	0	0	3	1	3	4	4	0	0	0	0	0	0
1000	15	26.4	20.8	0	0	0	4	3	5	3	0	0	0	0	0	0
1100	15	25.1	19.8	0	0	1	2	6	4	2	0	0	0	0	0	0
1200	16	28.1	21.3	0	0	3	1	1	6	5	0	0	0	0	0	0
1300	16	25.1	19.4	0	0	0	6	3	5	2	0	0	0	0	0	0
1400	18	25.1	20.4	0	0	1	2	6	7	2	0	0	0	0	0	0
1500	24	24.5	20	0	0	1	3	9	10	1	0	0	0	0	0	0
1600	23	27.1	22.4	0	0	0	1	8	9	5	0	0	0	0	0	0
1700	23	28.5	23.1	0	0	0	1	8	6	8	0	0	0	0	0	0
1800	15	27.6	24.2	0	0	0	1	0	10	4	0	0	0	0	0	0
1900	17	25.4	21.7	0	0	0	2	4	9	2	0	0	0	0	0	0
2000	6	0	24.3	0	0	0	0	1	3	2	0	0	0	0	0	0
2100	8	0	21	0	0	0	0	5	2	1	0	0	0	0	0	0
2200	4	0	23.5	0	0	0	1	0	1	2	0	0	0	0	0	0
2300	1	0	23.5	0	0	0	0	0	1	0	0	0	0	0	0	0
Total	256	27.2	21.4	0	0	9	30	75	92	48	2	0	0	0	0	0

Speed Report

Site Name - ATC Site 4 - Sandbanks

Direction - Eastbound

Grid Ref - 51.322, 0.94105

11 August 2018

Time	Total	Vpp 85	Mean	Vbin 0 1	Vbin 1 5	Vbin 5 10	Vbin 10 15	Vbin 15 20	Vbin 20 25	Vbin 25 30	Vbin 30 35	Vbin 35 40	Vbin 40 45	Vbin 45 50	Vbin 50 55	Vbin 55 55>
0000	4	0	19.8	0	0	1	0	1	1	1	0	0	0	0	0	0
0100	2	0	26	0	0	0	0	0	1	1	0	0	0	0	0	0
0200	0	0	0	0	0	0	0	0	0	0	0	0	0	0	0	0
0300	1	0	18.5	0	0	0	0	1	0	0	0	0	0	0	0	0
0400	3	0	18.5	0	0	0	0	3	0	0	0	0	0	0	0	0
0500	8	0	23.5	0	0	0	1	2	2	2	1	0	0	0	0	0
0600	8	0	22.9	0	0	0	0	3	4	0	1	0	0	0	0	0
0700	11	24.6	21.2	0	0	0	0	6	4	1	0	0	0	0	0	0
0800	8	0	22.3	0	0	0	1	2	4	0	1	0	0	0	0	0
0900	12	28.1	20.6	0	0	1	3	2	2	4	0	0	0	0	0	0
1000	18	29	23.8	0	0	0	1	4	8	3	2	0	0	0	0	0
1100	16	24.8	18.8	0	0	3	3	1	8	1	0	0	0	0	0	0
1200	22	27.2	19.9	0	0	2	3	9	3	5	0	0	0	0	0	0
1300	16	24.4	19.8	0	0	1	2	6	6	1	0	0	0	0	0	0
1400	21	27.4	20.6	0	0	1	5	4	6	5	0	0	0	0	0	0
1500	18	28.3	22.4	0	0	1	2	3	7	4	1	0	0	0	0	0
1600	13	27.4	20.8	0	0	2	2	2	4	2	0	1	0	0	0	0
1700	26	26.6	22.9	0	0	0	2	4	15	5	0	0	0	0	0	0
1800	12	25.3	21.8	0	0	1	0	3	6	2	0	0	0	0	0	0
1900	10	28.5	22.5	0	0	0	3	0	3	4	0	0	0	0	0	0
2000	9	0	21.3	0	1	0	0	3	3	1	1	0	0	0	0	0
2100	5	0	23.5	0	0	0	0	0	5	0	0	0	0	0	0	0
2200	2	0	26	0	0	0	0	0	1	1	0	0	0	0	0	0
2300	6	0	21	0	0	0	2	1	1	2	0	0	0	0	0	0
Total	251	27.7	21.5	0	1	13	30	60	94	45	7	1	0	0	0	0

Speed Report

Site Name - ATC Site 4 - Sandbanks

Direction - Eastbound

Grid Ref - 51.322, 0.94105

12 August 2018

Time	Total	Vpp 85	Mean	Vbin 0 1	Vbin 1 5	Vbin 5 10	Vbin 10 15	Vbin 15 20	Vbin 20 25	Vbin 25 30	Vbin 30 35	Vbin 35 40	Vbin 40 45	Vbin 45 50	Vbin 50 55	Vbin 55 55>
0000	0	0	0	0	0	0	0	0	0	0	0	0	0	0	0	0
0100	2	0	18.5	0	0	0	0	2	0	0	0	0	0	0	0	0
0200	1	0	28.5	0	0	0	0	0	0	1	0	0	0	0	0	0
0300	2	0	11	0	0	1	1	0	0	0	0	0	0	0	0	0
0400	2	0	21	0	0	0	1	0	0	1	0	0	0	0	0	0
0500	4	0	21	0	0	0	0	2	2	0	0	0	0	0	0	0
0600	7	0	21.4	0	0	0	0	4	2	1	0	0	0	0	0	0
0700	9	0	17.9	0	0	0	5	0	4	0	0	0	0	0	0	0
0800	2	0	26	0	0	0	0	0	1	1	0	0	0	0	0	0
0900	9	0	21.3	0	0	0	2	2	3	2	0	0	0	0	0	0
1000	25	27.8	19.1	0	0	4	6	5	4	5	1	0	0	0	0	0
1100	14	26.7	23.9	0	0	0	0	2	9	3	0	0	0	0	0	0
1200	21	24.4	16.4	0	0	5	7	4	2	3	0	0	0	0	0	0
1300	16	24.9	21	0	0	0	3	3	9	1	0	0	0	0	0	0
1400	22	25.5	21	0	0	1	1	9	8	3	0	0	0	0	0	0
1500	13	24	19.7	0	0	0	3	4	6	0	0	0	0	0	0	0
1600	20	26.6	21	0	0	1	2	7	6	4	0	0	0	0	0	0
1700	11	25	20.8	0	0	1	1	2	6	1	0	0	0	0	0	0
1800	12	28.8	22.7	0	0	0	3	1	4	3	1	0	0	0	0	0
1900	5	0	21.5	0	0	0	0	2	3	0	0	0	0	0	0	0
2000	9	0	21.8	0	0	0	0	5	3	0	1	0	0	0	0	0
2100	1	0	18.5	0	0	0	0	1	0	0	0	0	0	0	0	0
2200	3	0	25.2	0	0	0	0	0	2	1	0	0	0	0	0	0
2300	0	0	0	0	0	0	0	0	0	0	0	0	0	0	0	0
Total	210	26.2	20.5	0	0	13	35	55	74	30	3	0	0	0	0	0

Speed Report

Site Name - ATC Site 4 - Sandbanks

Direction - Eastbound

Grid Ref - 51.322, 0.94105

13 August 2018

Time	Total	Vpp 85	Mean	Vbin 0 1	Vbin 1 5	Vbin 5 10	Vbin 10 15	Vbin 15 20	Vbin 20 25	Vbin 25 30	Vbin 30 35	Vbin 35 40	Vbin 40 45	Vbin 45 50	Vbin 50 55	Vbin 55 55>
0000	3	0	23.5	0	0	0	0	0	3	0	0	0	0	0	0	0
0100	1	0	23.5	0	0	0	0	0	1	0	0	0	0	0	0	0
0200	0	0	0	0	0	0	0	0	0	0	0	0	0	0	0	0
0300	0	0	0	0	0	0	0	0	0	0	0	0	0	0	0	0
0400	4	0	21	0	0	0	0	3	0	1	0	0	0	0	0	0
0500	4	0	22.3	0	0	0	0	1	3	0	0	0	0	0	0	0
0600	9	0	21.8	0	0	0	1	3	4	0	1	0	0	0	0	0
0700	13	24.9	20	0	0	0	3	5	3	2	0	0	0	0	0	0
0800	19	25	20.6	0	0	0	3	7	7	2	0	0	0	0	0	0
0900	14	26.7	21.4	0	0	0	3	3	5	3	0	0	0	0	0	0
1000	10	26	21	0	0	1	2	0	5	2	0	0	0	0	0	0
1100	21	25.3	20.2	0	1	2	1	4	11	2	0	0	0	0	0	0
1200	20	24.4	19.8	0	0	1	5	5	8	0	0	1	0	0	0	0
1300	10	24.6	22	0	0	0	0	3	7	0	0	0	0	0	0	0
1400	16	23.6	19.4	0	0	0	3	8	4	1	0	0	0	0	0	0
1500	20	28.1	21.5	0	0	0	5	4	5	6	0	0	0	0	0	0
1600	19	27.6	19.8	0	0	4	3	3	5	2	1	1	0	0	0	0
1700	19	27.7	20.9	0	0	3	2	2	7	5	0	0	0	0	0	0
1800	23	28.2	22.4	0	0	0	3	6	7	7	0	0	0	0	0	0
1900	17	25.9	21.7	0	0	0	2	5	7	3	0	0	0	0	0	0
2000	9	0	25.2	0	0	0	0	2	3	3	1	0	0	0	0	0
2100	0	0	0	0	0	0	0	0	0	0	0	0	0	0	0	0
2200	0	0	0	0	0	0	0	0	0	0	0	0	0	0	0	0
2300	2	0	28.5	0	0	0	0	0	0	2	0	0	0	0	0	0
Total	253	26.9	21.1	0	1	11	36	64	95	41	3	2	0	0	0	0

Speed Report

Site Name - ATC Site 4 - Sandbanks

Direction - Eastbound

Grid Ref - 51.322, 0.94105

14 August 2018

Time	Total	Vpp 85	Mean	Vbin 0 1	Vbin 1 5	Vbin 5 10	Vbin 10 15	Vbin 15 20	Vbin 20 25	Vbin 25 30	Vbin 30 35	Vbin 35 40	Vbin 40 45	Vbin 45 50	Vbin 50 55	Vbin 55 55>
0000	0	0	0	0	0	0	0	0	0	0	0	0	0	0	0	0
0100	1	0	28.5	0	0	0	0	0	0	1	0	0	0	0	0	0
0200	0	0	0	0	0	0	0	0	0	0	0	0	0	0	0	0
0300	1	0	18.5	0	0	0	0	1	0	0	0	0	0	0	0	0
0400	0	0	0	0	0	0	0	0	0	0	0	0	0	0	0	0
0500	4	0	19.8	0	0	0	0	3	1	0	0	0	0	0	0	0
0600	13	24	20.8	0	0	0	0	7	6	0	0	0	0	0	0	0
0700	11	25.6	21.7	0	0	0	2	2	5	2	0	0	0	0	0	0
0800	11	27.4	21.2	0	0	0	2	4	2	3	0	0	0	0	0	0
0900	12	25.3	22.3	0	0	0	1	3	6	2	0	0	0	0	0	0
1000	16	24.7	21.3	0	0	0	2	3	11	0	0	0	0	0	0	0
1100	13	27.9	21.2	0	0	1	2	3	3	4	0	0	0	0	0	0
1200	15	26.4	20.8	0	0	2	1	3	6	3	0	0	0	0	0	0
1300	19	25.1	19.6	0	0	1	5	6	4	2	1	0	0	0	0	0
1400	17	25.9	20.3	0	0	2	1	6	5	3	0	0	0	0	0	0
1500	28	26.4	18.5	0	0	5	8	3	7	4	1	0	0	0	0	0
1600	19	27.7	21.7	0	0	0	2	8	4	5	0	0	0	0	0	0
1700	10	29.3	24	0	0	0	1	2	3	3	1	0	0	0	0	0
1800	23	27.3	21.3	0	0	3	0	7	8	4	1	0	0	0	0	0
1900	12	27.8	22.3	0	0	1	1	2	5	2	1	0	0	0	0	0
2000	14	28.4	22.8	0	0	0	1	5	3	5	0	0	0	0	0	0
2100	2	0	18.5	0	0	0	0	2	0	0	0	0	0	0	0	0
2200	2	0	21	0	0	0	0	1	1	0	0	0	0	0	0	0
2300	4	0	13.5	0	0	0	4	0	0	0	0	0	0	0	0	0
Total	247	27.2	20.9	0	0	15	33	71	80	43	5	0	0	0	0	0

Speed Report

Site Name - ATC Site 4 - Sandbanks

Direction - Eastbound

Grid Ref - 51.322, 0.94105

15 August 2018

Time	Total	Vpp 85	Mean	Vbin 0 1	Vbin 1 5	Vbin 5 10	Vbin 10 15	Vbin 15 20	Vbin 20 25	Vbin 25 30	Vbin 30 35	Vbin 35 40	Vbin 40 45	Vbin 45 50	Vbin 50 55	Vbin 55 55>
0000	1	0	23.5	0	0	0	0	0	1	0	0	0	0	0	0	0
0100	0	0	0	0	0	0	0	0	0	0	0	0	0	0	0	0
0200	1	0	28.5	0	0	0	0	0	0	1	0	0	0	0	0	0
0300	1	0	23.5	0	0	0	0	0	1	0	0	0	0	0	0	0
0400	5	0	17.5	0	0	1	0	3	1	0	0	0	0	0	0	0
0500	8	0	21.6	0	0	1	0	0	7	0	0	0	0	0	0	0
0600	6	0	20.2	0	0	0	0	4	2	0	0	0	0	0	0	0
0700	15	25.6	23.2	0	0	0	0	3	10	2	0	0	0	0	0	0
0800	18	25	20.7	0	0	0	2	8	6	2	0	0	0	0	0	0
0900	11	24.9	19.9	0	0	1	2	2	5	1	0	0	0	0	0	0
1000	21	28.9	22.5	0	0	0	4	5	6	4	1	1	0	0	0	0
1100	10	24.3	20	0	0	1	0	5	3	1	0	0	0	0	0	0
1200	19	25.3	20.9	0	0	1	2	5	9	2	0	0	0	0	0	0
1300	21	28.4	23	0	0	0	2	5	8	5	1	0	0	0	0	0
1400	14	23	18.5	0	0	1	4	6	1	1	1	0	0	0	0	0
1500	22	24.3	18.5	0	1	2	3	7	8	1	0	0	0	0	0	0
1600	23	27.7	21.5	0	0	1	3	6	7	6	0	0	0	0	0	0
1700	18	27.3	21	0	0	1	1	9	3	3	1	0	0	0	0	0
1800	24	27.6	21.8	0	1	1	2	3	11	6	0	0	0	0	0	0
1900	14	25.3	20.6	0	0	1	1	6	4	1	1	0	0	0	0	0
2000	5	0	21.5	0	0	1	0	1	1	2	0	0	0	0	0	0
2100	6	0	16.8	0	0	1	2	1	2	0	0	0	0	0	0	0
2200	6	0	22.7	0	0	0	2	1	0	2	1	0	0	0	0	0
2300	1	0	23.5	0	0	0	0	0	1	0	0	0	0	0	0	0
Total	270	26.8	21	0	2	14	30	80	97	40	6	1	0	0	0	0

Speed Report

Site Name - ATC Site 4 - Sandbanks

Direction - Eastbound

Grid Ref - 51.322, 0.94105

16 August 2018

Time	Total	Vpp 85	Mean	Vbin 0 1	Vbin 1 5	Vbin 5 10	Vbin 10 15	Vbin 15 20	Vbin 20 25	Vbin 25 30	Vbin 30 35	Vbin 35 40	Vbin 40 45	Vbin 45 50	Vbin 50 55	Vbin 55 55>
0000	0	0	0	0	0	0	0	0	0	0	0	0	0	0	0	0
0100	0	0	0	0	0	0	0	0	0	0	0	0	0	0	0	0
0200	1	0	28.5	0	0	0	0	0	0	1	0	0	0	0	0	0
0300	0	0	0	0	0	0	0	0	0	0	0	0	0	0	0	0
0400	2	0	26	0	0	0	0	0	1	1	0	0	0	0	0	0
0500	5	0	21.5	0	0	0	0	3	1	1	0	0	0	0	0	0
0600	11	24.1	20.8	0	0	0	0	7	3	1	0	0	0	0	0	0
0700	11	29.1	22.6	0	0	0	1	5	1	3	1	0	0	0	0	0
0800	11	25.6	20.3	0	0	0	3	3	3	2	0	0	0	0	0	0
0900	8	0	22.3	0	0	0	0	3	4	1	0	0	0	0	0	0
1000	10	21	17.5	0	0	1	2	5	2	0	0	0	0	0	0	0
1100	12	25.1	21.8	0	0	0	1	3	7	1	0	0	0	0	0	0
1200	12	25.3	23.9	0	0	0	0	1	9	2	0	0	0	0	0	0
1300	18	25.3	20.2	0	0	1	4	3	8	2	0	0	0	0	0	0
1400	15	23.8	19.8	0	0	0	2	8	4	1	0	0	0	0	0	0
1500	19	27.7	22.7	0	0	0	1	6	7	5	0	0	0	0	0	0
1600	24	27.9	21	0	0	2	4	5	7	5	1	0	0	0	0	0
1700	16	28.1	21.9	0	0	0	4	2	5	5	0	0	0	0	0	0
1800	20	25.4	21.8	0	0	1	1	4	12	2	0	0	0	0	0	0
1900	10	26	23.5	0	0	0	0	2	6	2	0	0	0	0	0	0
2000	10	25.3	23	0	0	0	0	2	7	1	0	0	0	0	0	0
2100	4	0	22.3	0	0	0	0	1	3	0	0	0	0	0	0	0
2200	2	0	23.5	0	0	0	0	0	2	0	0	0	0	0	0	0
2300	3	0	25.2	0	0	0	0	0	2	1	0	0	0	0	0	0
Total	224	26.7	21.6	0	0	5	23	63	94	37	2	0	0	0	0	0

Speed Report

Site Name - ATC Site 4 - Sandbanks

Direction - Westbound

Grid Ref - 51.322, 0.94105

10 August 2018

Time	Total	Vpp 85	Mean	Vbin 0 1	Vbin 1 5	Vbin 5 10	Vbin 10 15	Vbin 15 20	Vbin 20 25	Vbin 25 30	Vbin 30 35	Vbin 35 40	Vbin 40 45	Vbin 45 50	Vbin 50 55	Vbin 55 55>
0000	0	0	0	0	0	0	0	0	0	0	0	0	0	0	0	0
0100	0	0	0	0	0	0	0	0	0	0	0	0	0	0	0	0
0200	2	0	33.5	0	0	0	0	0	0	0	2	0	0	0	0	0
0300	0	0	0	0	0	0	0	0	0	0	0	0	0	0	0	0
0400	2	0	23.5	0	0	0	0	0	2	0	0	0	0	0	0	0
0500	7	0	22.1	0	0	0	1	2	2	2	0	0	0	0	0	0
0600	11	28.3	24.9	0	0	0	0	1	6	4	0	0	0	0	0	0
0700	21	26.6	21.1	0	0	0	4	7	6	3	1	0	0	0	0	0
0800	20	28.5	23	0	0	0	2	5	6	7	0	0	0	0	0	0
0900	14	29.1	23.1	0	0	0	2	4	1	7	0	0	0	0	0	0
1000	17	28	20.6	0	0	0	6	3	3	5	0	0	0	0	0	0
1100	15	29.5	24.8	0	0	0	1	2	5	6	1	0	0	0	0	0
1200	19	29	22.7	0	0	2	2	1	7	6	1	0	0	0	0	0
1300	25	25.6	21.3	0	0	0	5	6	10	3	1	0	0	0	0	0
1400	20	27.9	21.8	0	0	0	3	7	5	4	1	0	0	0	0	0
1500	57	25.6	20.2	0	1	2	7	26	13	4	4	0	0	0	0	0
1600	56	24.1	18.7	0	0	0	18	23	10	5	0	0	0	0	0	0
1700	20	27.9	24	0	0	0	0	4	11	4	1	0	0	0	0	0
1800	15	29.8	22.8	0	0	0	5	1	1	7	1	0	0	0	0	0
1900	9	0	23.5	0	0	0	0	4	1	4	0	0	0	0	0	0
2000	9	0	23.5	0	0	0	0	5	1	2	0	1	0	0	0	0
2100	6	0	21	0	0	0	0	3	3	0	0	0	0	0	0	0
2200	2	0	28.5	0	0	0	0	0	0	2	0	0	0	0	0	0
2300	1	0	23.5	0	0	0	0	0	1	0	0	0	0	0	0	0
Total	348	28.4	21.7	0	1	4	56	104	94	75	13	1	0	0	0	0

Speed Report

Site Name - ATC Site 4 - Sandbanks

Direction - Westbound

Grid Ref - 51.322, 0.94105

11 August 2018

Time	Total	Vpp 85	Mean	Vbin 0 1	Vbin 1 5	Vbin 5 10	Vbin 10 15	Vbin 15 20	Vbin 20 25	Vbin 25 30	Vbin 30 35	Vbin 35 40	Vbin 40 45	Vbin 45 50	Vbin 50 55	Vbin 55 55>
0000	2	0	28.5	0	0	0	0	0	0	2	0	0	0	0	0	0
0100	1	0	23.5	0	0	0	0	0	1	0	0	0	0	0	0	0
0200	1	0	28.5	0	0	0	0	0	0	1	0	0	0	0	0	0
0300	2	0	26	0	0	0	0	0	1	1	0	0	0	0	0	0
0400	1	0	18.5	0	0	0	0	1	0	0	0	0	0	0	0	0
0500	7	0	22.8	0	0	0	0	2	4	1	0	0	0	0	0	0
0600	10	26	21.5	0	0	1	0	3	4	2	0	0	0	0	0	0
0700	16	29.4	25.1	0	0	0	1	1	7	6	1	0	0	0	0	0
0800	16	32.4	23.2	0	0	0	4	4	1	3	4	0	0	0	0	0
0900	21	28	21.4	0	0	0	4	7	4	6	0	0	0	0	0	0
1000	15	31.4	26.5	0	0	0	0	2	5	5	3	0	0	0	0	0
1100	23	25.1	18.7	0	0	1	8	6	5	3	0	0	0	0	0	0
1200	28	29.3	23	0	0	1	2	8	7	8	2	0	0	0	0	0
1300	20	29.1	22.8	0	0	0	5	1	8	4	2	0	0	0	0	0
1400	23	26.1	18.1	0	0	0	12	5	2	4	0	0	0	0	0	0
1500	31	26.7	20.4	0	0	1	9	4	11	6	0	0	0	0	0	0
1600	14	29.4	25.3	0	0	0	0	2	6	5	1	0	0	0	0	0
1700	23	25.4	20.9	0	0	2	2	8	8	1	1	1	0	0	0	0
1800	10	29	25.5	0	0	0	0	1	4	5	0	0	0	0	0	0
1900	7	0	25.6	0	0	0	0	0	4	3	0	0	0	0	0	0
2000	9	0	25.7	0	0	0	0	2	1	6	0	0	0	0	0	0
2100	3	0	21.8	0	0	0	1	0	1	1	0	0	0	0	0	0
2200	0	0	0	0	0	0	0	0	0	0	0	0	0	0	0	0
2300	2	0	28.5	0	0	0	0	0	0	2	0	0	0	0	0	0
Total	285	29.1	22.4	0	0	6	48	57	84	75	14	1	0	0	0	0

Speed Report

Site Name - ATC Site 4 - Sandbanks

Direction - Westbound

Grid Ref - 51.322, 0.94105

12 August 2018

Time	Total	Vpp 85	Mean	Vbin 0 1	Vbin 1 5	Vbin 5 10	Vbin 10 15	Vbin 15 20	Vbin 20 25	Vbin 25 30	Vbin 30 35	Vbin 35 40	Vbin 40 45	Vbin 45 50	Vbin 50 55	Vbin 55 55>
0000	3	0	23.5	0	0	0	0	1	1	1	0	0	0	0	0	0
0100	1	0	33.5	0	0	0	0	0	0	0	1	0	0	0	0	0
0200	2	0	28.5	0	0	0	0	0	1	0	1	0	0	0	0	0
0300	0	0	0	0	0	0	0	0	0	0	0	0	0	0	0	0
0400	3	0	21.8	0	0	0	0	1	2	0	0	0	0	0	0	0
0500	13	30	26.6	0	0	0	0	1	4	7	1	0	0	0	0	0
0600	7	0	24.2	0	0	0	0	2	3	1	1	0	0	0	0	0
0700	6	0	24.3	0	0	0	0	2	2	1	1	0	0	0	0	0
0800	7	0	24.2	0	0	0	0	3	1	2	1	0	0	0	0	0
0900	15	32.6	26.5	0	0	0	1	1	5	4	4	0	0	0	0	0
1000	11	30.3	24.9	0	0	0	1	2	4	2	1	1	0	0	0	0
1100	14	24.4	19.2	0	0	2	1	5	5	1	0	0	0	0	0	0
1200	25	28	21.3	0	0	0	7	4	7	7	0	0	0	0	0	0
1300	23	27.3	19.2	0	0	7	1	3	7	4	1	0	0	0	0	0
1400	18	28.8	22.7	0	0	1	0	7	4	5	1	0	0	0	0	0
1500	12	28.8	21.4	0	0	0	5	0	3	3	1	0	0	0	0	0
1600	11	29.1	24.4	0	0	0	1	1	5	3	1	0	0	0	0	0
1700	8	0	25.4	0	0	0	1	0	3	3	1	0	0	0	0	0
1800	16	28.6	22.6	0	0	0	3	3	5	4	1	0	0	0	0	0
1900	11	30	26.2	0	0	1	0	0	3	6	0	1	0	0	0	0
2000	6	0	18.5	0	1	0	0	4	0	0	1	0	0	0	0	0
2100	4	0	26	0	0	0	0	0	2	2	0	0	0	0	0	0
2200	2	0	21	0	0	0	1	0	0	1	0	0	0	0	0	0
2300	1	0	23.5	0	0	0	0	0	1	0	0	0	0	0	0	0
Total	219	29.8	23	0	1	11	22	40	68	57	18	2	0	0	0	0

Speed Report

Site Name - ATC Site 4 - Sandbanks

Direction - Westbound

Grid Ref - 51.322, 0.94105

13 August 2018

Time	Total	Vpp 85	Mean	Vbin 0 1	Vbin 1 5	Vbin 5 10	Vbin 10 15	Vbin 15 20	Vbin 20 25	Vbin 25 30	Vbin 30 35	Vbin 35 40	Vbin 40 45	Vbin 45 50	Vbin 50 55	Vbin 55 55>
0000	1	0	28.5	0	0	0	0	0	0	1	0	0	0	0	0	0
0100	1	0	28.5	0	0	0	0	0	0	1	0	0	0	0	0	0
0200	0	0	0	0	0	0	0	0	0	0	0	0	0	0	0	0
0300	0	0	0	0	0	0	0	0	0	0	0	0	0	0	0	0
0400	5	0	25.5	0	0	0	0	0	4	0	1	0	0	0	0	0
0500	9	0	22.4	0	0	0	2	1	3	3	0	0	0	0	0	0
0600	12	28.7	24.8	0	0	0	1	0	6	5	0	0	0	0	0	0
0700	13	29.2	24.3	0	0	0	2	0	6	4	1	0	0	0	0	0
0800	32	26.7	19.8	0	0	6	3	7	10	5	1	0	0	0	0	0
0900	13	29.6	25.4	0	0	0	1	1	5	5	0	1	0	0	0	0
1000	14	30.5	26.4	0	0	0	0	3	3	6	1	1	0	0	0	0
1100	19	28.7	23.2	0	0	0	3	2	8	5	1	0	0	0	0	0
1200	17	30	22.3	0	0	0	6	2	2	5	1	1	0	0	0	0
1300	19	28.7	23.5	0	0	0	1	6	6	5	0	1	0	0	0	0
1400	15	27.6	24.2	0	0	0	0	2	9	4	0	0	0	0	0	0
1500	26	29	22	0	0	1	4	8	5	6	1	1	0	0	0	0
1600	27	29.9	25.4	0	0	0	1	4	8	12	2	0	0	0	0	0
1700	8	0	23.5	0	0	0	1	2	2	2	1	0	0	0	0	0
1800	10	28.5	21.5	0	0	0	2	4	1	2	1	0	0	0	0	0
1900	11	27.4	20.8	0	0	1	1	4	2	3	0	0	0	0	0	0
2000	6	0	20.2	0	0	0	2	1	2	1	0	0	0	0	0	0
2100	6	0	21.8	0	0	0	1	1	3	1	0	0	0	0	0	0
2200	5	0	25.5	0	0	0	0	1	1	3	0	0	0	0	0	0
2300	0	0	0	0	0	0	0	0	0	0	0	0	0	0	0	0
Total	269	29.4	23.1	0	0	8	31	49	86	79	11	5	0	0	0	0

Speed Report

Site Name - ATC Site 4 - Sandbanks

Direction - Westbound

Grid Ref - 51.322, 0.94105

14 August 2018

Time	Total	Vpp 85	Mean	Vbin 0 1	Vbin 1 5	Vbin 5 10	Vbin 10 15	Vbin 15 20	Vbin 20 25	Vbin 25 30	Vbin 30 35	Vbin 35 40	Vbin 40 45	Vbin 45 50	Vbin 50 55	Vbin 55 55>
0000	0	0	0	0	0	0	0	0	0	0	0	0	0	0	0	0
0100	0	0	0	0	0	0	0	0	0	0	0	0	0	0	0	0
0200	0	0	0	0	0	0	0	0	0	0	0	0	0	0	0	0
0300	2	0	28.5	0	0	0	0	0	0	2	0	0	0	0	0	0
0400	1	0	18.5	0	0	0	0	1	0	0	0	0	0	0	0	0
0500	9	0	24.6	0	0	0	0	3	3	1	2	0	0	0	0	0
0600	9	0	24.6	0	0	0	0	2	3	4	0	0	0	0	0	0
0700	19	32.6	24.8	0	0	1	3	2	3	6	2	2	0	0	0	0
0800	16	28.1	23.8	0	0	0	0	4	7	5	0	0	0	0	0	0
0900	20	28.1	22.8	0	0	0	1	7	6	6	0	0	0	0	0	0
1000	12	29.4	23.9	0	0	1	0	2	4	4	1	0	0	0	0	0
1100	20	28.1	22	0	0	0	1	10	3	6	0	0	0	0	0	0
1200	18	25.5	19.1	0	0	1	8	1	5	2	1	0	0	0	0	0
1300	17	25.9	21.1	0	0	0	4	3	7	3	0	0	0	0	0	0
1400	22	30	23.7	0	0	0	3	3	9	4	3	0	0	0	0	0
1500	19	26.8	22.7	0	0	0	2	3	10	4	0	0	0	0	0	0
1600	29	27.8	21.4	0	0	0	3	14	5	6	1	0	0	0	0	0
1700	23	30.1	22.4	0	0	1	5	3	6	5	3	0	0	0	0	0
1800	19	29.3	22.7	0	0	0	4	4	3	7	1	0	0	0	0	0
1900	10	26	21.5	0	0	0	1	4	3	2	0	0	0	0	0	0
2000	8	0	20.4	0	0	0	2	3	1	2	0	0	0	0	0	0
2100	4	0	22.3	0	0	0	2	0	0	1	1	0	0	0	0	0
2200	1	0	23.5	0	0	0	0	0	1	0	0	0	0	0	0	0
2300	6	0	11	0	0	3	3	0	0	0	0	0	0	0	0	0
Total	284	29.1	22.3	0	0	7	42	69	79	70	15	2	0	0	0	0

Speed Report

Site Name - ATC Site 4 - Sandbanks

Direction - Westbound

Grid Ref - 51.322, 0.94105

15 August 2018

Time	Total	Vpp 85	Mean	Vbin 0 1	Vbin 1 5	Vbin 5 10	Vbin 10 15	Vbin 15 20	Vbin 20 25	Vbin 25 30	Vbin 30 35	Vbin 35 40	Vbin 40 45	Vbin 45 50	Vbin 50 55	Vbin 55 55>
0000	1	0	28.5	0	0	0	0	0	0	1	0	0	0	0	0	0
0100	0	0	0	0	0	0	0	0	0	0	0	0	0	0	0	0
0200	0	0	0	0	0	0	0	0	0	0	0	0	0	0	0	0
0300	1	0	28.5	0	0	0	0	0	0	1	0	0	0	0	0	0
0400	3	0	20.2	0	0	0	0	2	1	0	0	0	0	0	0	0
0500	11	28.1	20.8	0	0	1	2	3	2	2	1	0	0	0	0	0
0600	11	28.3	22.1	0	0	2	0	1	4	4	0	0	0	0	0	0
0700	16	28.8	24.4	0	0	0	0	3	9	2	2	0	0	0	0	0
0800	19	28.2	24.3	0	0	0	1	1	11	6	0	0	0	0	0	0
0900	32	26.7	21.8	0	0	0	5	9	12	5	0	1	0	0	0	0
1000	19	28.2	23.5	0	0	0	1	4	8	6	0	0	0	0	0	0
1100	11	30.6	24	0	0	0	0	4	4	1	2	0	0	0	0	0
1200	17	25.9	20.9	0	0	0	4	4	6	3	0	0	0	0	0	0
1300	20	31.6	23.8	0	0	0	5	2	4	5	4	0	0	0	0	0
1400	22	29	23.7	0	0	0	2	4	8	7	1	0	0	0	0	0
1500	24	28.4	22.5	0	0	0	2	9	6	6	1	0	0	0	0	0
1600	30	27.3	22.3	0	0	0	1	13	10	4	2	0	0	0	0	0
1700	19	29.7	24.6	0	0	0	0	5	7	5	2	0	0	0	0	0
1800	10	31	22.5	0	0	0	1	5	1	1	2	0	0	0	0	0
1900	6	0	24.3	0	0	0	0	1	3	2	0	0	0	0	0	0
2000	7	0	24.2	0	0	0	0	2	2	3	0	0	0	0	0	0
2100	1	0	28.5	0	0	0	0	0	0	1	0	0	0	0	0	0
2200	5	0	23.5	0	0	0	1	1	0	3	0	0	0	0	0	0
2300	1	0	23.5	0	0	0	0	0	1	0	0	0	0	0	0	0
Total	286	29.1	23	0	0	3	25	73	99	68	17	1	0	0	0	0

Speed Report

Site Name - ATC Site 4 - Sandbanks

Direction - Westbound

Grid Ref - 51.322, 0.94105

16 August 2018

Time	Total	Vpp 85	Mean	Vbin 0 1	Vbin 1 5	Vbin 5 10	Vbin 10 15	Vbin 15 20	Vbin 20 25	Vbin 25 30	Vbin 30 35	Vbin 35 40	Vbin 40 45	Vbin 45 50	Vbin 50 55	Vbin 55 55>
0000	1	0	28.5	0	0	0	0	0	0	1	0	0	0	0	0	0
0100	0	0	0	0	0	0	0	0	0	0	0	0	0	0	0	0
0200	1	0	28.5	0	0	0	0	0	0	1	0	0	0	0	0	0
0300	1	0	23.5	0	0	0	0	0	1	0	0	0	0	0	0	0
0400	3	0	26.8	0	0	0	0	0	1	2	0	0	0	0	0	0
0500	4	0	24.8	0	0	0	0	2	0	1	1	0	0	0	0	0
0600	14	25	21.7	0	0	0	1	4	8	1	0	0	0	0	0	0
0700	15	29.3	25.2	0	0	0	0	2	7	5	1	0	0	0	0	0
0800	9	0	24.6	0	0	0	0	3	2	3	1	0	0	0	0	0
0900	22	28.6	23.3	0	0	0	2	5	7	8	0	0	0	0	0	0
1000	7	0	23.5	0	0	0	1	0	4	2	0	0	0	0	0	0
1100	14	29.7	22.8	0	0	1	3	1	2	6	1	0	0	0	0	0
1200	15	28.1	22.8	0	0	0	2	3	6	3	1	0	0	0	0	0
1300	11	29.2	26.2	0	0	0	0	0	5	6	0	0	0	0	0	0
1400	24	27.6	22.3	0	0	0	3	6	9	6	0	0	0	0	0	0
1500	16	26.3	21.3	0	0	0	2	7	4	2	1	0	0	0	0	0
1600	9	0	26.3	0	0	0	0	1	4	2	2	0	0	0	0	0
1700	19	29	23.2	0	0	0	3	3	6	6	1	0	0	0	0	0
1800	29	26.2	20.1	0	0	3	5	7	9	4	1	0	0	0	0	0
1900	12	29.7	25.2	0	0	1	0	0	5	5	1	0	0	0	0	0
2000	6	0	25.2	0	0	0	0	2	0	4	0	0	0	0	0	0
2100	11	28.3	24	0	0	0	0	3	4	4	0	0	0	0	0	0
2200	3	0	26.8	0	0	0	0	0	1	2	0	0	0	0	0	0
2300	2	0	28.5	0	0	0	0	0	0	2	0	0	0	0	0	0
Total	248	29.2	23.3	0	0	5	22	49	85	76	11	0	0	0	0	0

Site Name - ATC Site 4 - Sandbanks
Direction - Eastbound
Grid Ref - 51.322, 0.94105

Time	10-Aug-18	11-Aug-18	12-Aug-18	13-Aug-18	14-Aug-18	15-Aug-18	16-Aug-18	Average
0000								0.0
0100								0.0
0200								0.0
0300								0.0
0400								0.0
0500								0.0
0600	24.6				24		24.1	24.2
0700	22	24.6		24.9	25.6	25.6	29.1	25.3
0800				25	27.4	25	25.6	25.8
0900	27.6	28.1		26.7	25.3	24.9		26.5
1000	26.4	29	27.8	26	24.7	28.9	21	26.3
1100	25.1	24.8	26.7	25.3	27.9	24.3	25.1	25.6
1200	28.1	27.2	24.4	24.4	26.4	25.3	25.3	25.9
1300	25.1	24.4	24.9	24.6	25.1	28.4	25.3	25.4
1400	25.1	27.4	25.5	23.6	25.9	23	23.8	24.9
1500	24.5	28.3	24	28.1	26.4	24.3	27.7	26.2
1600	27.1	27.4	26.6	27.6	27.7	27.7	27.9	27.4
1700	28.5	26.6	25	27.7	29.3	27.3	28.1	27.5
1800	27.6	25.3	28.8	28.2	27.3	27.6	25.4	27.2
1900	25.4	28.5		25.9	27.8	25.3	26	26.5
2000					28.4		25.3	26.9
2100								0.0
2200								0.0
2300								0.0
Total	27.2	27.7	26.2	26.9	27.2	26.8	26.7	27.0

Site Name - ATC Site 4 - Sandbanks
Direction - Westbound
Grid Ref - 51.322, 0.94105

Time	10-Aug-18	11-Aug-18	12-Aug-18	13-Aug-18	14-Aug-18	15-Aug-18	16-Aug-18	Average
0000								0.0
0100								0.0
0200								0.0
0300								0.0
0400								0.0
0500			30			28.1		29.1
0600	28.3	26		28.7		28.3	25	27.3
0700	26.6	29.4		29.2	32.6	28.8	29.3	29.3
0800	28.5	32.4		26.7	28.1	28.2		28.8
0900	29.1	28	32.6	29.6	28.1	26.7	28.6	29.0
1000	28	31.4	30.3	30.5	29.4	28.2		29.6
1100	29.5	25.1	24.4	28.7	28.1	30.6	29.7	28.0
1200	29	29.3	28	30	25.5	25.9	28.1	28.0
1300	25.6	29.1	27.3	28.7	25.9	31.6	29.2	28.2
1400	27.9	26.1	28.8	27.6	30	29	27.6	28.1
1500	25.6	26.7	28.8	29	26.8	28.4	26.3	27.4
1600	24.1	29.4	29.1	29.9	27.8	27.3		27.9
1700	27.9	25.4			30.1	29.7	29	28.4
1800	29.8	29	28.6	28.5	29.3	31	26.2	28.9
1900			30	27.4	26		29.7	28.3
2000								0.0
2100							28.3	28.3
2200								0.0
2300								0.0
Total	28.4	29.1	29.8	29.4	29.1	29.1	29.2	29.2

Average Speed Report

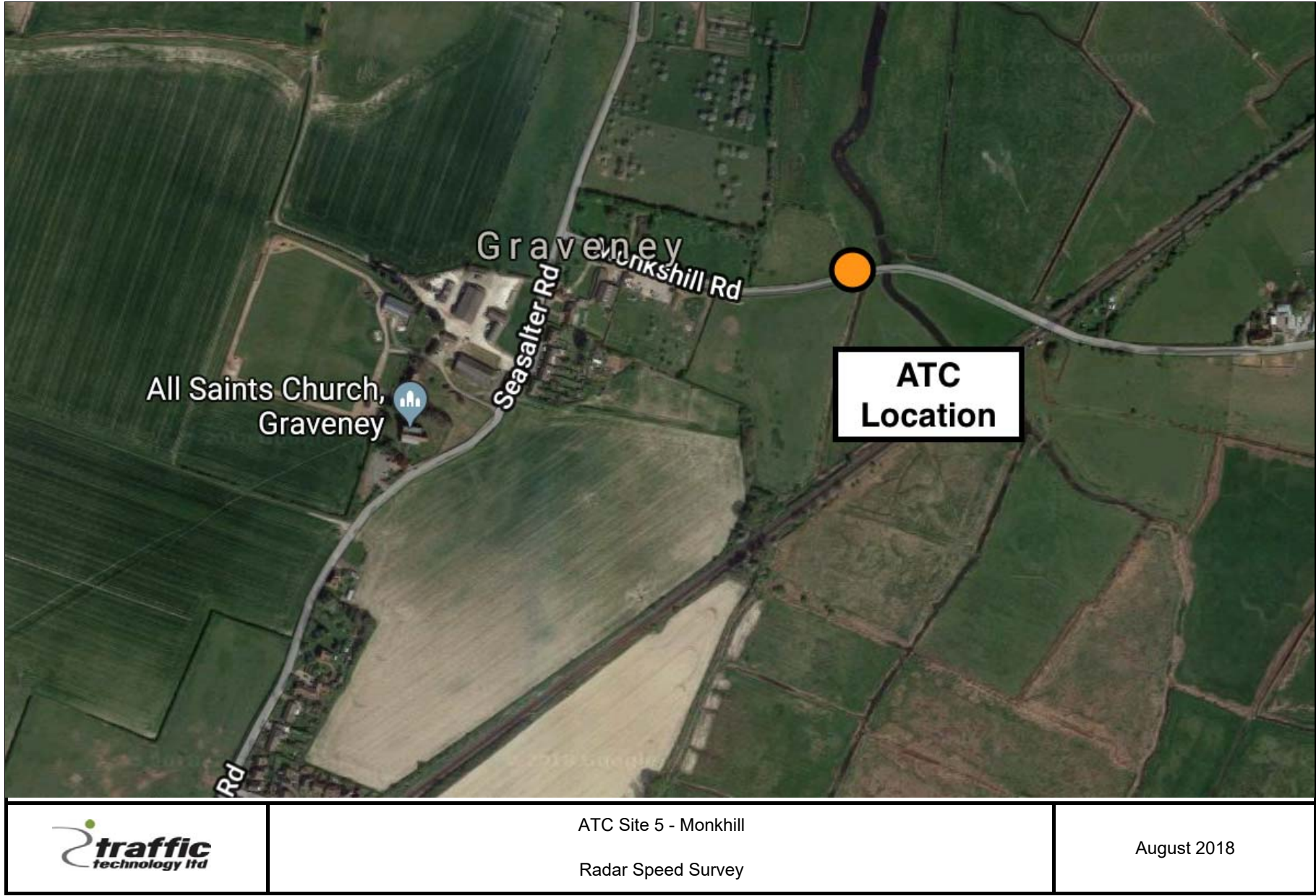
Site Name - ATC Site 4 - Sandbanks
Direction - Eastbound
Grid Ref - 51.322, 0.94105

Time	10-Aug-18	11-Aug-18	12-Aug-18	13-Aug-18	14-Aug-18	15-Aug-18	16-Aug-18	Average
0000	28.5	19.8		23.5		23.5		23.8
0100		26	18.5	23.5	28.5			24.1
0200	23.5		28.5			28.5	28.5	27.3
0300	28.5	18.5	11		18.5	23.5		20.0
0400		18.5	21	21		17.5	26	20.8
0500	21.5	23.5	21	22.3	19.8	21.6	21.5	21.6
0600	21.7	22.9	21.4	21.8	20.8	20.2	20.8	21.4
0700	18.5	21.2	17.9	20	21.7	23.2	22.6	20.7
0800	21.8	22.3	26	20.6	21.2	20.7	20.3	21.8
0900	20.2	20.6	21.3	21.4	22.3	19.9	22.3	21.1
1000	20.8	23.8	19.1	21	21.3	22.5	17.5	20.9
1100	19.8	18.8	23.9	20.2	21.2	20	21.8	20.8
1200	21.3	19.9	16.4	19.8	20.8	20.9	23.9	20.4
1300	19.4	19.8	21	22	19.6	23	20.2	20.7
1400	20.4	20.6	21	19.4	20.3	18.5	19.8	20.0
1500	20	22.4	19.7	21.5	18.5	18.5	22.7	20.5
1600	22.4	20.8	21	19.8	21.7	21.5	21	21.2
1700	23.1	22.9	20.8	20.9	24	21	21.9	22.1
1800	24.2	21.8	22.7	22.4	21.3	21.8	21.8	22.3
1900	21.7	22.5	21.5	21.7	22.3	20.6	23.5	22.0
2000	24.3	21.3	21.8	25.2	22.8	21.5	23	22.8
2100	21	23.5	18.5		18.5	16.8	22.3	20.1
2200	23.5	26	25.2		21	22.7	23.5	23.7
2300	23.5	21		28.5	13.5	23.5	25.2	22.5
Total	21.4	21.5	20.5	21.1	20.9	21	21.6	21.1

Average Speed Report

Site Name - ATC Site 4 - Sandbanks
Direction - Westbound
Grid Ref - 51.322, 0.94105

Time	10-Aug-18	11-Aug-18	12-Aug-18	13-Aug-18	14-Aug-18	15-Aug-18	16-Aug-18	Average
0000		28.5	23.5	28.5		28.5	28.5	27.5
0100		23.5	33.5	28.5				28.5
0200	33.5	28.5	28.5				28.5	29.8
0300		26			28.5	28.5	23.5	26.6
0400	23.5	18.5	21.8	25.5	18.5	20.2	26.8	22.1
0500	22.1	22.8	26.6	22.4	24.6	20.8	24.8	23.4
0600	24.9	21.5	24.2	24.8	24.6	22.1	21.7	23.4
0700	21.1	25.1	24.3	24.3	24.8	24.4	25.2	24.2
0800	23	23.2	24.2	19.8	23.8	24.3	24.6	23.3
0900	23.1	21.4	26.5	25.4	22.8	21.8	23.3	23.5
1000	20.6	26.5	24.9	26.4	23.9	23.5	23.5	24.2
1100	24.8	18.7	19.2	23.2	22	24	22.8	22.1
1200	22.7	23	21.3	22.3	19.1	20.9	22.8	21.7
1300	21.3	22.8	19.2	23.5	21.1	23.8	26.2	22.6
1400	21.8	18.1	22.7	24.2	23.7	23.7	22.3	22.4
1500	20.2	20.4	21.4	22	22.7	22.5	21.3	21.5
1600	18.7	25.3	24.4	25.4	21.4	22.3	26.3	23.4
1700	24	20.9	25.4	23.5	22.4	24.6	23.2	23.4
1800	22.8	25.5	22.6	21.5	22.7	22.5	20.1	22.5
1900	23.5	25.6	26.2	20.8	21.5	24.3	25.2	23.9
2000	23.5	25.7	18.5	20.2	20.4	24.2	25.2	22.5
2100	21	21.8	26	21.8	22.3	28.5	24	23.6
2200	28.5		21	25.5	23.5	23.5	26.8	24.8
2300	23.5	28.5	23.5		11	23.5	28.5	23.1
Total	21.7	22.4	23	23.1	22.3	23	23.3	22.7



Volume Reports

Site Name - ATC Site 5 - Monkhill
Direction - Eastbound
Grid Ref - 51.32757, 0.95105

Time	10-Aug-18	11-Aug-18	12-Aug-18	13-Aug-18	14-Aug-18	15-Aug-18	16-Aug-18	5 Day Total	5 Day Average	7 Day Total	7 Day Average
0000	0	0	4	3	0	0	0	3	1	7	1
0100	0	0	1	0	1	0	1	2	0	3	0
0200	0	0	1	0	0	0	0	0	0	1	0
0300	0	1	0	0	1	0	2	3	1	4	1
0400	0	0	1	0	0	0	1	1	0	2	0
0500	0	2	0	0	0	0	1	1	0	3	0
0600	4	1	2	2	2	1	2	11	2	14	2
0700	14	4	8	6	12	11	9	52	10	64	9
0800	7	10	5	8	11	11	8	45	9	60	9
0900	11	12	10	8	7	13	10	49	10	71	10
1000	11	24	6	17	16	14	20	78	16	108	15
1100	8	21	14	7	14	15	14	58	12	93	13
1200	13	8	22	13	12	14	10	62	12	92	13
1300	21	11	7	17	17	12	12	79	16	97	14
1400	4	9	8	10	12	13	11	50	10	67	10
1500	68	7	13	12	11	10	7	108	22	128	18
1600	24	10	5	7	7	6	8	52	10	67	10
1700	6	8	3	7	15	7	2	37	7	48	7
1800	3	3	2	3	13	5	16	40	8	45	6
1900	0	6	5	6	8	6	4	24	5	35	5
2000	5	8	4	7	4	1	5	22	4	34	5
2100	2	3	1	5	6	1	3	17	3	21	3
2200	3	5	0	2	2	4	2	13	3	18	3
2300	5	1	0	2	0	0	2	9	2	10	1
Total	209	154	122	142	171	144	150	816	163	1092	156

Volume Reports

Site Name - ATC Site 5 - Monkhill

Direction - Westbound

Grid Ref - 51.32757, 0.95105

Time	10-Aug-18	11-Aug-18	12-Aug-18	13-Aug-18	14-Aug-18	15-Aug-18	16-Aug-18	5 Day Total	5 Day Average	7 Day Total	7 Day Average
0000	0	4	3	1	1	1	0	3	1	10	1
0100	1	0	0	0	0	0	1	2	0	2	0
0200	1	1	1	0	1	0	1	3	1	5	1
0300	0	0	1	0	1	1	2	4	1	5	1
0400	0	0	2	0	1	1	0	2	0	4	1
0500	1	2	0	0	1	1	1	4	1	6	1
0600	3	3	2	2	4	2	4	15	3	20	3
0700	4	2	4	5	5	5	9	28	6	34	5
0800	9	7	5	11	14	13	15	62	12	74	11
0900	13	11	10	12	9	11	18	63	13	84	12
1000	10	17	16	12	16	17	15	70	14	103	15
1100	15	16	12	14	13	12	10	64	13	92	13
1200	13	19	21	18	24	14	14	83	17	123	18
1300	19	17	12	17	20	9	20	85	17	114	16
1400	12	16	15	11	11	22	18	74	15	105	15
1500	11	10	11	16	14	20	7	68	14	89	13
1600	8	19	9	18	12	14	13	65	13	93	13
1700	11	10	5	21	22	9	9	72	14	87	12
1800	12	11	6	8	17	6	9	52	10	69	10
1900	8	4	6	4	10	8	6	36	7	46	7
2000	19	11	8	1	2	8	4	34	7	53	8
2100	2	2	1	0	3	2	2	9	2	12	2
2200	2	3	2	4	2	3	4	15	3	20	3
2300	5	4	2	1	6	0	4	16	3	22	3
Total	179	189	154	176	209	179	186	929	186	1272	182

Volume Reports

Site Name - ATC Site 5 - Monkhill
Direction - Eastbound
Grid Ref - 51.32757, 0.95105

10 August 2018

Time	Total	Bin 1 <=5.2m	Bin 2 5.2-6.5	Bin 3 6.5-11.5	Bin 4 >11.5
0000	0	0	0	0	0
0100	0	0	0	0	0
0200	0	0	0	0	0
0300	0	0	0	0	0
0400	0	0	0	0	0
0500	0	0	0	0	0
0600	4	2	0	2	0
0700	14	14	0	0	0
0800	7	5	1	1	0
0900	11	7	1	3	0
1000	11	6	5	0	0
1100	8	8	0	0	0
1200	13	8	4	1	0
1300	21	19	2	0	0
1400	4	4	0	0	0
1500	68	47	4	10	7
1600	24	18	2	3	1
1700	6	5	1	0	0
1800	3	1	1	1	0
1900	0	0	0	0	0
2000	5	5	0	0	0
2100	2	2	0	0	0
2200	3	2	1	0	0
2300	5	1	3	1	0
Total	209	154	25	22	8

Class Report

Site Name - ATC Site 5 - Monkhill
Direction - Eastbound
Grid Ref - 51.32757, 0.95105

11 August 2018

Time	Total	Bin 1 <=5.2m	Bin 2 5.2-6.5	Bin 3 6.5-11.5	Bin 4 >11.5
0000	0	0	0	0	0
0100	0	0	0	0	0
0200	0	0	0	0	0
0300	1	0	0	1	0
0400	0	0	0	0	0
0500	2	2	0	0	0
0600	1	0	0	1	0
0700	4	4	0	0	0
0800	10	6	2	2	0
0900	12	10	2	0	0
1000	24	21	2	1	0
1100	21	17	3	1	0
1200	8	7	1	0	0
1300	11	9	2	0	0
1400	9	8	1	0	0
1500	7	3	3	1	0
1600	10	9	1	0	0
1700	8	6	2	0	0
1800	3	2	1	0	0
1900	6	5	1	0	0
2000	8	8	0	0	0
2100	3	3	0	0	0
2200	5	4	1	0	0
2300	1	1	0	0	0
Total	154	125	22	7	0

Class Report

Site Name - ATC Site 5 - Monkhill
Direction - Eastbound
Grid Ref - 51.32757, 0.95105

12 August 2018

Time	Total	Bin 1 <=5.2m	Bin 2 5.2-6.5	Bin 3 6.5-11.5	Bin 4 >11.5
0000	4	4	0	0	0
0100	1	0	1	0	0
0200	1	1	0	0	0
0300	0	0	0	0	0
0400	1	1	0	0	0
0500	0	0	0	0	0
0600	2	2	0	0	0
0700	8	6	2	0	0
0800	5	2	1	2	0
0900	10	8	2	0	0
1000	6	4	2	0	0
1100	14	9	5	0	0
1200	22	18	3	1	0
1300	7	7	0	0	0
1400	8	8	0	0	0
1500	13	11	2	0	0
1600	5	5	0	0	0
1700	3	2	1	0	0
1800	2	1	1	0	0
1900	5	4	1	0	0
2000	4	4	0	0	0
2100	1	1	0	0	0
2200	0	0	0	0	0
2300	0	0	0	0	0
Total	122	98	21	3	0

Class Report

Site Name - ATC Site 5 - Monkhill
Direction - Eastbound
Grid Ref - 51.32757, 0.95105

13 August 2018

Time	Total	Bin 1 <=5.2m	Bin 2 5.2-6.5	Bin 3 6.5-11.5	Bin 4 >11.5
0000	3	3	0	0	0
0100	0	0	0	0	0
0200	0	0	0	0	0
0300	0	0	0	0	0
0400	0	0	0	0	0
0500	0	0	0	0	0
0600	2	0	2	0	0
0700	6	4	1	1	0
0800	8	6	2	0	0
0900	8	8	0	0	0
1000	17	10	2	4	1
1100	7	6	1	0	0
1200	13	11	2	0	0
1300	17	16	0	1	0
1400	10	6	2	2	0
1500	12	9	1	1	1
1600	7	5	2	0	0
1700	7	4	2	1	0
1800	3	3	0	0	0
1900	6	4	2	0	0
2000	7	7	0	0	0
2100	5	5	0	0	0
2200	2	2	0	0	0
2300	2	1	1	0	0
Total	142	110	20	10	2

Class Report

Site Name - ATC Site 5 - Monkhill
Direction - Eastbound
Grid Ref - 51.32757, 0.95105

14 August 2018

Time	Total	Bin 1 <=5.2m	Bin 2 5.2-6.5	Bin 3 6.5-11.5	Bin 4 >11.5
0000	0	0	0	0	0
0100	1	1	0	0	0
0200	0	0	0	0	0
0300	1	0	0	1	0
0400	0	0	0	0	0
0500	0	0	0	0	0
0600	2	1	0	1	0
0700	12	11	0	1	0
0800	11	10	0	1	0
0900	7	6	1	0	0
1000	16	9	3	4	0
1100	14	13	0	1	0
1200	12	11	0	1	0
1300	17	14	2	1	0
1400	12	9	2	1	0
1500	11	7	2	2	0
1600	7	7	0	0	0
1700	15	10	3	2	0
1800	13	12	0	1	0
1900	8	5	3	0	0
2000	4	4	0	0	0
2100	6	6	0	0	0
2200	2	0	2	0	0
2300	0	0	0	0	0
Total	171	136	18	17	0

Class Report

Site Name - ATC Site 5 - Monkhill
Direction - Eastbound
Grid Ref - 51.32757, 0.95105

15 August 2018

Time	Total	Bin 1 <=5.2m	Bin 2 5.2-6.5	Bin 3 6.5-11.5	Bin 4 >11.5
0000	0	0	0	0	0
0100	0	0	0	0	0
0200	0	0	0	0	0
0300	0	0	0	0	0
0400	0	0	0	0	0
0500	0	0	0	0	0
0600	1	0	0	1	0
0700	11	10	1	0	0
0800	11	8	1	2	0
0900	13	10	0	3	0
1000	14	11	2	1	0
1100	15	13	0	2	0
1200	14	13	0	1	0
1300	12	9	2	1	0
1400	13	10	1	1	1
1500	10	8	2	0	0
1600	6	4	1	1	0
1700	7	7	0	0	0
1800	5	4	1	0	0
1900	6	6	0	0	0
2000	1	1	0	0	0
2100	1	1	0	0	0
2200	4	3	1	0	0
2300	0	0	0	0	0
Total	144	118	12	13	1

Class Report

Site Name - ATC Site 5 - Monkhill
Direction - Eastbound
Grid Ref - 51.32757, 0.95105

16 August 2018

Time	Total	Bin 1 <=5.2m	Bin 2 5.2-6.5	Bin 3 6.5-11.5	Bin 4 >11.5
0000	0	0	0	0	0
0100	1	1	0	0	0
0200	0	0	0	0	0
0300	2	2	0	0	0
0400	1	0	0	1	0
0500	1	1	0	0	0
0600	2	1	0	1	0
0700	9	7	2	0	0
0800	8	6	0	2	0
0900	10	7	1	2	0
1000	20	16	4	0	0
1100	14	9	2	3	0
1200	10	8	1	0	1
1300	12	9	2	0	1
1400	11	8	2	1	0
1500	7	5	1	1	0
1600	8	7	1	0	0
1700	2	2	0	0	0
1800	16	15	1	0	0
1900	4	4	0	0	0
2000	5	5	0	0	0
2100	3	3	0	0	0
2200	2	2	0	0	0
2300	2	2	0	0	0
Total	150	120	17	11	2

Class Report

Site Name - ATC Site 5 - Monkhill

Direction - Westbound

Grid Ref - 51.32757, 0.95105

10 August 2018

Time	Total	Bin 1 <=5.2m	Bin 2 5.2-6.5	Bin 3 6.5-11.5	Bin 4 >11.5
0000	0	0	0	0	0
0100	1	1	0	0	0
0200	1	1	0	0	0
0300	0	0	0	0	0
0400	0	0	0	0	0
0500	1	0	1	0	0
0600	3	1	1	1	0
0700	4	4	0	0	0
0800	9	7	1	1	0
0900	13	5	4	4	0
1000	10	9	1	0	0
1100	15	13	2	0	0
1200	13	9	3	1	0
1300	19	17	0	2	0
1400	12	11	0	1	0
1500	11	10	0	0	1
1600	8	8	0	0	0
1700	11	10	1	0	0
1800	12	8	4	0	0
1900	8	6	1	1	0
2000	19	13	1	1	4
2100	2	2	0	0	0
2200	2	0	2	0	0
2300	5	5	0	0	0
Total	179	140	22	12	5

Class Report

Site Name - ATC Site 5 - Monkhill
Direction - Westbound
Grid Ref - 51.32757, 0.95105

11 August 2018

Time	Total	Bin 1 <=5.2m	Bin 2 5.2-6.5	Bin 3 6.5-11.5	Bin 4 >11.5
0000	4	3	1	0	0
0100	0	0	0	0	0
0200	1	0	1	0	0
0300	0	0	0	0	0
0400	0	0	0	0	0
0500	2	1	1	0	0
0600	3	1	2	0	0
0700	2	2	0	0	0
0800	7	6	1	0	0
0900	11	8	3	0	0
1000	17	14	1	2	0
1100	16	13	3	0	0
1200	19	16	2	1	0
1300	17	14	3	0	0
1400	16	9	5	2	0
1500	10	7	3	0	0
1600	19	16	2	1	0
1700	10	6	4	0	0
1800	11	11	0	0	0
1900	4	2	2	0	0
2000	11	10	1	0	0
2100	2	2	0	0	0
2200	3	3	0	0	0
2300	4	3	0	0	1
Total	189	147	35	6	1

Class Report

Site Name - ATC Site 5 - Monkhill
Direction - Westbound
Grid Ref - 51.32757, 0.95105

12 August 2018

Time	Total	Bin 1 <=5.2m	Bin 2 5.2-6.5	Bin 3 6.5-11.5	Bin 4 >11.5
0000	3	2	0	1	0
0100	0	0	0	0	0
0200	1	1	0	0	0
0300	1	0	0	1	0
0400	2	2	0	0	0
0500	0	0	0	0	0
0600	2	2	0	0	0
0700	4	4	0	0	0
0800	5	4	1	0	0
0900	10	8	2	0	0
1000	16	15	1	0	0
1100	12	10	2	0	0
1200	21	19	2	0	0
1300	12	11	1	0	0
1400	15	14	1	0	0
1500	11	10	1	0	0
1600	9	9	0	0	0
1700	5	5	0	0	0
1800	6	3	2	1	0
1900	6	4	2	0	0
2000	8	7	1	0	0
2100	1	1	0	0	0
2200	2	2	0	0	0
2300	2	2	0	0	0
Total	154	135	16	3	0

Class Report

Site Name - ATC Site 5 - Monkhill
Direction - Westbound
Grid Ref - 51.32757, 0.95105

13 August 2018

Time	Total	Bin 1 <=5.2m	Bin 2 5.2-6.5	Bin 3 6.5-11.5	Bin 4 >11.5
0000	1	1	0	0	0
0100	0	0	0	0	0
0200	0	0	0	0	0
0300	0	0	0	0	0
0400	0	0	0	0	0
0500	0	0	0	0	0
0600	2	1	1	0	0
0700	5	2	0	3	0
0800	11	7	3	1	0
0900	12	9	3	0	0
1000	12	11	0	1	0
1100	14	10	4	0	0
1200	18	13	3	2	0
1300	17	14	0	3	0
1400	11	8	0	3	0
1500	16	13	2	1	0
1600	18	12	5	1	0
1700	21	21	0	0	0
1800	8	8	0	0	0
1900	4	4	0	0	0
2000	1	1	0	0	0
2100	0	0	0	0	0
2200	4	4	0	0	0
2300	1	0	1	0	0
Total	176	139	22	15	0

Class Report

Site Name - ATC Site 5 - Monkhill
Direction - Westbound
Grid Ref - 51.32757, 0.95105

14 August 2018

Time	Total	Bin 1 ≤5.2m	Bin 2 5.2-6.5	Bin 3 6.5-11.5	Bin 4 >11.5
0000	1	1	0	0	0
0100	0	0	0	0	0
0200	1	0	1	0	0
0300	1	1	0	0	0
0400	1	1	0	0	0
0500	1	1	0	0	0
0600	4	1	1	2	0
0700	5	3	2	0	0
0800	14	11	2	1	0
0900	9	3	3	2	1
1000	16	13	1	2	0
1100	13	13	0	0	0
1200	24	21	1	2	0
1300	20	17	2	0	1
1400	11	9	2	0	0
1500	14	10	2	2	0
1600	12	11	0	1	0
1700	22	17	4	1	0
1800	17	16	0	1	0
1900	10	8	2	0	0
2000	2	2	0	0	0
2100	3	3	0	0	0
2200	2	2	0	0	0
2300	6	6	0	0	0
Total	209	170	23	14	2

Class Report

Site Name - ATC Site 5 - Monkhill
Direction - Westbound
Grid Ref - 51.32757, 0.95105

15 August 2018

Time	Total	Bin 1 ≤5.2m	Bin 2 5.2-6.5	Bin 3 6.5-11.5	Bin 4 >11.5
0000	1	1	0	0	0
0100	0	0	0	0	0
0200	0	0	0	0	0
0300	1	1	0	0	0
0400	1	1	0	0	0
0500	1	1	0	0	0
0600	2	1	1	0	0
0700	5	2	3	0	0
0800	13	11	2	0	0
0900	11	9	2	0	0
1000	17	14	2	1	0
1100	12	11	1	0	0
1200	14	11	2	1	0
1300	9	7	1	1	0
1400	22	20	1	1	0
1500	20	17	2	0	1
1600	14	13	0	1	0
1700	9	8	1	0	0
1800	6	5	1	0	0
1900	8	6	1	1	0
2000	8	7	1	0	0
2100	2	1	0	1	0
2200	3	3	0	0	0
2300	0	0	0	0	0
Total	179	150	21	7	1

Class Report

Site Name - ATC Site 5 - Monkhill
Direction - Westbound
Grid Ref - 51.32757, 0.95105

16 August 2018

Time	Total	Bin 1 <=5.2m	Bin 2 5.2-6.5	Bin 3 6.5-11.5	Bin 4 >11.5
0000	0	0	0	0	0
0100	1	1	0	0	0
0200	1	1	0	0	0
0300	2	2	0	0	0
0400	0	0	0	0	0
0500	1	1	0	0	0
0600	4	3	0	1	0
0700	9	7	2	0	0
0800	15	11	4	0	0
0900	18	14	2	2	0
1000	15	11	2	2	0
1100	10	9	0	1	0
1200	14	11	1	2	0
1300	20	15	4	1	0
1400	18	15	1	2	0
1500	7	6	1	0	0
1600	13	13	0	0	0
1700	9	5	3	1	0
1800	9	7	2	0	0
1900	6	6	0	0	0
2000	4	3	1	0	0
2100	2	1	0	1	0
2200	4	4	0	0	0
2300	4	4	0	0	0
Total	186	150	23	13	0

Volume Reports

Site Name - ATC Site 5 - Monkhill

Direction - Eastbound

Grid Ref - 51.32757, 0.95105

10 August 2018

Time	Total	Vpp 85	Mean	Vbin 0 1	Vbin 1 5	Vbin 5 10	Vbin 10 15	Vbin 15 20	Vbin 20 25	Vbin 25 30	Vbin 30 35	Vbin 35 40	Vbin 40 45	Vbin 45 50	Vbin 50 55	Vbin 55 55>
0000	0	0	0	0	0	0	0	0	0	0	0	0	0	0	0	0
0100	0	0	0	0	0	0	0	0	0	0	0	0	0	0	0	0
0200	0	0	0	0	0	0	0	0	0	0	0	0	0	0	0	0
0300	0	0	0	0	0	0	0	0	0	0	0	0	0	0	0	0
0400	0	0	0	0	0	0	0	0	0	0	0	0	0	0	0	0
0500	0	0	0	0	0	0	0	0	0	0	0	0	0	0	0	0
0600	4	0	21	0	0	0	1	1	1	1	0	0	0	0	0	0
0700	14	33.3	28.5	0	0	0	0	0	5	5	3	1	0	0	0	0
0800	7	0	25.6	0	0	0	0	1	3	2	1	0	0	0	0	0
0900	11	37.4	30.3	0	0	0	0	1	2	3	2	3	0	0	0	0
1000	11	33.1	29.4	0	0	0	0	0	2	6	2	1	0	0	0	0
1100	8	0	26.6	0	0	0	0	1	2	4	1	0	0	0	0	0
1200	13	33.6	29.3	0	0	0	0	0	3	5	5	0	0	0	0	0
1300	21	32.4	22.1	0	0	0	9	2	1	4	5	0	0	0	0	0
1400	4	0	23.5	0	0	0	0	2	0	2	0	0	0	0	0	0
1500	68	20.4	15.6	0	0	11	33	15	5	2	2	0	0	0	0	0
1600	24	20.8	11.6	0	2	17	0	1	2	1	1	0	0	0	0	0
1700	6	0	26.8	0	0	0	0	1	2	1	2	0	0	0	0	0
1800	3	0	25.2	0	0	0	0	0	2	1	0	0	0	0	0	0
1900	0	0	0	0	0	0	0	0	0	0	0	0	0	0	0	0
2000	5	0	29.5	0	0	0	0	0	2	1	1	1	0	0	0	0
2100	2	0	31	0	0	0	0	0	0	1	1	0	0	0	0	0
2200	3	0	28.5	0	0	0	0	0	1	1	1	0	0	0	0	0
2300	5	0	31.5	0	0	0	0	0	0	2	3	0	0	0	0	0
Total	209	31.7	21.5	0	2	28	43	25	33	42	30	6	0	0	0	0

Speed Report

Site Name - ATC Site 5 - Monkhill

Direction - Eastbound

Grid Ref - 51.32757, 0.95105

11 August 2018

Time	Total	Vpp 85	Mean	Vbin 0 1	Vbin 1 5	Vbin 5 10	Vbin 10 15	Vbin 15 20	Vbin 20 25	Vbin 25 30	Vbin 30 35	Vbin 35 40	Vbin 40 45	Vbin 45 50	Vbin 50 55	Vbin 55 55>
0000	0	0	0	0	0	0	0	0	0	0	0	0	0	0	0	0
0100	0	0	0	0	0	0	0	0	0	0	0	0	0	0	0	0
0200	0	0	0	0	0	0	0	0	0	0	0	0	0	0	0	0
0300	1	0	33.5	0	0	0	0	0	0	0	1	0	0	0	0	0
0400	0	0	0	0	0	0	0	0	0	0	0	0	0	0	0	0
0500	2	0	26	0	0	0	0	0	1	1	0	0	0	0	0	0
0600	1	0	23.5	0	0	0	0	0	1	0	0	0	0	0	0	0
0700	4	0	24.8	0	0	0	1	0	0	3	0	0	0	0	0	0
0800	10	34	28.5	0	0	0	0	2	1	2	5	0	0	0	0	0
0900	12	29.7	25.6	0	0	0	1	0	5	5	1	0	0	0	0	0
1000	24	25.6	22.7	0	0	0	0	8	13	2	1	0	0	0	0	0
1100	21	29.6	21.8	0	0	1	6	2	4	6	2	0	0	0	0	0
1200	8	0	28.5	0	0	0	2	0	1	1	3	0	0	1	0	0
1300	11	32.4	24.9	0	0	0	2	1	3	2	3	0	0	0	0	0
1400	9	0	24.6	0	0	2	0	0	2	2	3	0	0	0	0	0
1500	7	0	25.6	0	0	0	1	0	3	2	0	1	0	0	0	0
1600	10	29.8	25	0	0	0	1	1	3	4	1	0	0	0	0	0
1700	8	0	24.1	0	0	0	1	2	1	3	1	0	0	0	0	0
1800	3	0	21.8	0	0	0	1	1	0	0	1	0	0	0	0	0
1900	6	0	24.3	0	0	0	0	2	1	3	0	0	0	0	0	0
2000	8	0	26	0	0	0	0	3	0	3	2	0	0	0	0	0
2100	3	0	11.8	0	1	0	1	1	0	0	0	0	0	0	0	0
2200	5	0	31.5	0	0	0	0	0	1	2	1	0	1	0	0	0
2300	1	0	33.5	0	0	0	0	0	0	0	1	0	0	0	0	0
Total	154	32	24.6	0	1	3	17	23	40	41	26	1	1	1	0	0

Speed Report

Site Name - ATC Site 5 - Monkhill

Direction - Eastbound

Grid Ref - 51.32757, 0.95105

12 August 2018

Time	Total	Vpp 85	Mean	Vbin 0 1	Vbin 1 5	Vbin 5 10	Vbin 10 15	Vbin 15 20	Vbin 20 25	Vbin 25 30	Vbin 30 35	Vbin 35 40	Vbin 40 45	Vbin 45 50	Vbin 50 55	Vbin 55 55>
0000	4	0	33.5	0	0	0	0	0	0	1	2	1	0	0	0	0
0100	1	0	28.5	0	0	0	0	0	0	1	0	0	0	0	0	0
0200	1	0	33.5	0	0	0	0	0	0	0	1	0	0	0	0	0
0300	0	0	0	0	0	0	0	0	0	0	0	0	0	0	0	0
0400	1	0	13.5	0	0	0	1	0	0	0	0	0	0	0	0	0
0500	0	0	0	0	0	0	0	0	0	0	0	0	0	0	0	0
0600	2	0	21	0	0	0	0	1	1	0	0	0	0	0	0	0
0700	8	0	23.5	0	0	0	0	3	3	1	1	0	0	0	0	0
0800	5	0	27.5	0	0	0	0	1	0	3	1	0	0	0	0	0
0900	10	28.5	24	0	0	0	1	1	5	2	1	0	0	0	0	0
1000	6	0	26	0	0	0	0	1	2	2	1	0	0	0	0	0
1100	14	30.7	28.5	0	0	0	0	1	1	10	1	1	0	0	0	0
1200	22	32.8	27.6	0	0	1	0	2	2	11	6	0	0	0	0	0
1300	7	0	26.4	0	0	0	0	1	2	3	1	0	0	0	0	0
1400	8	0	29.1	0	0	0	0	0	0	7	1	0	0	0	0	0
1500	13	29.8	24.7	0	0	0	2	1	3	6	1	0	0	0	0	0
1600	5	0	28.5	0	0	0	0	0	1	3	1	0	0	0	0	0
1700	3	0	30.2	0	0	0	0	0	0	2	1	0	0	0	0	0
1800	2	0	23.5	0	0	0	1	0	0	0	1	0	0	0	0	0
1900	5	0	24.5	0	0	0	0	2	1	1	1	0	0	0	0	0
2000	4	0	29.8	0	0	0	0	0	0	3	1	0	0	0	0	0
2100	1	0	28.5	0	0	0	0	0	0	1	0	0	0	0	0	0
2200	0	0	0	0	0	0	0	0	0	0	0	0	0	0	0	0
2300	0	0	0	0	0	0	0	0	0	0	0	0	0	0	0	0
Total	122	32.2	26.8	0	0	1	5	14	21	57	22	2	0	0	0	0

Speed Report

Site Name - ATC Site 5 - Monkhill

Direction - Eastbound

Grid Ref - 51.32757, 0.95105

13 August 2018

Time	Total	Vpp 85	Mean	Vbin 0 1	Vbin 1 5	Vbin 5 10	Vbin 10 15	Vbin 15 20	Vbin 20 25	Vbin 25 30	Vbin 30 35	Vbin 35 40	Vbin 40 45	Vbin 45 50	Vbin 50 55	Vbin 55 55>
0000	3	0	33.5	0	0	0	0	0	1	0	0	2	0	0	0	0
0100	0	0	0	0	0	0	0	0	0	0	0	0	0	0	0	0
0200	0	0	0	0	0	0	0	0	0	0	0	0	0	0	0	0
0300	0	0	0	0	0	0	0	0	0	0	0	0	0	0	0	0
0400	0	0	0	0	0	0	0	0	0	0	0	0	0	0	0	0
0500	0	0	0	0	0	0	0	0	0	0	0	0	0	0	0	0
0600	2	0	26	0	0	0	0	1	0	0	1	0	0	0	0	0
0700	6	0	28.5	0	0	0	0	0	2	2	2	0	0	0	0	0
0800	8	0	31	0	0	0	0	0	2	1	4	1	0	0	0	0
0900	8	0	26	0	0	0	0	2	1	4	1	0	0	0	0	0
1000	17	30.9	26.1	0	0	1	0	0	8	5	2	1	0	0	0	0
1100	7	0	28.5	0	0	0	0	0	2	3	2	0	0	0	0	0
1200	13	32.9	26.2	0	0	0	1	2	3	3	4	0	0	0	0	0
1300	17	33	28.8	0	0	0	0	0	4	8	5	0	0	0	0	0
1400	10	31	28.5	0	0	0	0	1	1	6	1	1	0	0	0	0
1500	12	30.3	28.1	0	0	0	0	0	3	7	2	0	0	0	0	0
1600	7	0	22.8	0	0	0	2	0	2	3	0	0	0	0	0	0
1700	7	0	29.9	0	0	0	0	0	1	3	3	0	0	0	0	0
1800	3	0	26.8	0	0	0	1	0	0	1	0	1	0	0	0	0
1900	6	0	24.3	0	0	0	1	0	2	3	0	0	0	0	0	0
2000	7	0	30.6	0	0	0	1	0	1	1	2	1	1	0	0	0
2100	5	0	30.5	0	0	0	0	0	1	1	3	0	0	0	0	0
2200	2	0	36	0	0	0	0	0	0	0	1	1	0	0	0	0
2300	2	0	28.5	0	0	0	0	0	0	2	0	0	0	0	0	0
Total	142	34.1	27.9	0	0	1	6	6	34	53	33	8	1	0	0	0

Speed Report

Site Name - ATC Site 5 - Monkhill

Direction - Eastbound

Grid Ref - 51.32757, 0.95105

14 August 2018

Time	Total	Vpp 85	Mean	Vbin 0 1	Vbin 1 5	Vbin 5 10	Vbin 10 15	Vbin 15 20	Vbin 20 25	Vbin 25 30	Vbin 30 35	Vbin 35 40	Vbin 40 45	Vbin 45 50	Vbin 50 55	Vbin 55 55>
0000	0	0	0	0	0	0	0	0	0	0	0	0	0	0	0	0
0100	1	0	28.5	0	0	0	0	0	0	1	0	0	0	0	0	0
0200	0	0	0	0	0	0	0	0	0	0	0	0	0	0	0	0
0300	1	0	33.5	0	0	0	0	0	0	0	1	0	0	0	0	0
0400	0	0	0	0	0	0	0	0	0	0	0	0	0	0	0	0
0500	0	0	0	0	0	0	0	0	0	0	0	0	0	0	0	0
0600	2	0	26	0	0	0	0	0	1	1	0	0	0	0	0	0
0700	12	33.1	28.5	0	0	0	0	1	2	5	4	0	0	0	0	0
0800	11	35.6	30.3	0	0	0	0	1	0	6	2	2	0	0	0	0
0900	7	0	29.2	0	0	0	0	0	1	4	2	0	0	0	0	0
1000	16	31.2	27.3	0	0	0	1	0	4	8	3	0	0	0	0	0
1100	14	32.8	27.1	0	0	0	0	1	6	3	4	0	0	0	0	0
1200	12	32.2	26.4	0	0	0	0	4	0	5	3	0	0	0	0	0
1300	17	34	28.8	0	0	0	0	0	6	5	5	1	0	0	0	0
1400	12	28.7	23.1	0	0	0	1	4	2	5	0	0	0	0	0	0
1500	11	32.4	27.6	0	0	0	0	1	3	4	3	0	0	0	0	0
1600	7	0	29.2	0	0	0	0	0	1	4	2	0	0	0	0	0
1700	15	31.4	25.5	0	0	0	0	5	2	5	3	0	0	0	0	0
1800	13	32.4	23.1	0	0	1	2	4	0	3	2	1	0	0	0	0
1900	8	0	25.4	0	0	0	0	1	3	4	0	0	0	0	0	0
2000	4	0	27.3	0	0	0	0	1	0	2	1	0	0	0	0	0
2100	6	0	26	0	0	0	0	0	3	3	0	0	0	0	0	0
2200	2	0	28.5	0	0	0	0	0	0	2	0	0	0	0	0	0
2300	0	0	0	0	0	0	0	0	0	0	0	0	0	0	0	0
Total	171	32.8	27	0	0	1	4	23	34	70	35	4	0	0	0	0

Speed Report

Site Name - ATC Site 5 - Monkhill

Direction - Eastbound

Grid Ref - 51.32757, 0.95105

15 August 2018

Time	Total	Vpp 85	Mean	Vbin 0 1	Vbin 1 5	Vbin 5 10	Vbin 10 15	Vbin 15 20	Vbin 20 25	Vbin 25 30	Vbin 30 35	Vbin 35 40	Vbin 40 45	Vbin 45 50	Vbin 50 55	Vbin 55 55>
0000	0	0	0	0	0	0	0	0	0	0	0	0	0	0	0	0
0100	0	0	0	0	0	0	0	0	0	0	0	0	0	0	0	0
0200	0	0	0	0	0	0	0	0	0	0	0	0	0	0	0	0
0300	0	0	0	0	0	0	0	0	0	0	0	0	0	0	0	0
0400	0	0	0	0	0	0	0	0	0	0	0	0	0	0	0	0
0500	0	0	0	0	0	0	0	0	0	0	0	0	0	0	0	0
0600	1	0	28.5	0	0	0	0	0	0	1	0	0	0	0	0	0
0700	11	30.3	28.5	0	0	0	0	1	1	7	1	1	0	0	0	0
0800	11	30.3	25.8	0	0	0	0	3	3	3	1	1	0	0	0	0
0900	13	33.6	30	0	0	0	0	0	1	7	5	0	0	0	0	0
1000	14	31.7	28.1	0	0	0	0	0	4	7	3	0	0	0	0	0
1100	15	32.6	26.5	0	0	0	0	1	8	2	4	0	0	0	0	0
1200	14	30	24.2	0	0	0	1	3	5	3	2	0	0	0	0	0
1300	12	29.9	26	0	0	0	0	2	3	6	1	0	0	0	0	0
1400	13	30.1	27.3	0	0	0	0	0	4	8	1	0	0	0	0	0
1500	10	30.3	28	0	0	0	0	0	2	7	1	0	0	0	0	0
1600	6	0	28.5	0	0	0	0	0	1	4	1	0	0	0	0	0
1700	7	0	26.4	0	0	1	0	0	0	5	1	0	0	0	0	0
1800	5	0	21.5	0	0	0	1	1	2	1	0	0	0	0	0	0
1900	6	0	24.3	0	0	1	0	1	1	1	2	0	0	0	0	0
2000	1	0	28.5	0	0	0	0	0	0	1	0	0	0	0	0	0
2100	1	0	28.5	0	0	0	0	0	0	1	0	0	0	0	0	0
2200	4	0	24.8	0	0	0	2	0	0	1	0	0	1	0	0	0
2300	0	0	0	0	0	0	0	0	0	0	0	0	0	0	0	0
Total	144	31.8	26.8	0	0	2	4	12	35	65	23	2	1	0	0	0

Speed Report

Site Name - ATC Site 5 - Monkhill

Direction - Eastbound

Grid Ref - 51.32757, 0.95105

16 August 2018

Time	Total	Vpp 85	Mean	Vbin 0 1	Vbin 1 5	Vbin 5 10	Vbin 10 15	Vbin 15 20	Vbin 20 25	Vbin 25 30	Vbin 30 35	Vbin 35 40	Vbin 40 45	Vbin 45 50	Vbin 50 55	Vbin 55 55>
0000	0	0	0	0	0	0	0	0	0	0	0	0	0	0	0	0
0100	1	0	43.5	0	0	0	0	0	0	0	0	0	1	0	0	0
0200	0	0	0	0	0	0	0	0	0	0	0	0	0	0	0	0
0300	2	0	41	0	0	0	0	0	0	0	0	1	1	0	0	0
0400	1	0	28.5	0	0	0	0	0	0	1	0	0	0	0	0	0
0500	1	0	38.5	0	0	0	0	0	0	0	0	1	0	0	0	0
0600	2	0	23.5	0	0	0	0	0	2	0	0	0	0	0	0	0
0700	9	0	27.4	0	0	0	0	0	3	5	1	0	0	0	0	0
0800	8	0	29.1	0	0	0	0	0	2	3	3	0	0	0	0	0
0900	10	31	26	0	0	1	0	0	3	4	2	0	0	0	0	0
1000	20	29.8	25.3	0	0	0	2	2	7	6	2	1	0	0	0	0
1100	14	29.9	24.9	0	0	0	2	1	3	7	1	0	0	0	0	0
1200	10	31	25	0	0	1	0	1	3	3	2	0	0	0	0	0
1300	12	30.3	25.6	0	0	0	0	2	5	3	2	0	0	0	0	0
1400	11	33.3	26.7	0	0	1	1	0	1	4	4	0	0	0	0	0
1500	7	0	27.8	0	0	0	0	1	1	3	2	0	0	0	0	0
1600	8	0	29.8	0	0	0	0	0	0	6	2	0	0	0	0	0
1700	2	0	28.5	0	0	0	0	0	1	0	1	0	0	0	0	0
1800	16	29.4	25.4	0	0	0	1	1	5	9	0	0	0	0	0	0
1900	4	0	23.5	0	0	0	1	0	1	2	0	0	0	0	0	0
2000	5	0	31.5	0	0	0	0	0	0	3	1	1	0	0	0	0
2100	3	0	33.5	0	0	0	0	0	0	1	1	1	0	0	0	0
2200	2	0	18.5	0	0	1	0	0	0	1	0	0	0	0	0	0
2300	2	0	36	0	0	0	0	0	0	0	1	1	0	0	0	0
Total	150	33	26.9	0	0	4	7	8	37	61	25	6	2	0	0	0

Speed Report

Site Name - ATC Site 5 - Monkhill

Direction - Westbound

Grid Ref - 51.32757, 0.95105

10 August 2018

Time	Total	Vpp 85	Mean	Vbin 0 1	Vbin 1 5	Vbin 5 10	Vbin 10 15	Vbin 15 20	Vbin 20 25	Vbin 25 30	Vbin 30 35	Vbin 35 40	Vbin 40 45	Vbin 45 50	Vbin 50 55	Vbin 55 55>
0000	0	0	0	0	0	0	0	0	0	0	0	0	0	0	0	0
0100	1	0	33.5	0	0	0	0	0	0	0	1	0	0	0	0	0
0200	1	0	23.5	0	0	0	0	0	1	0	0	0	0	0	0	0
0300	0	0	0	0	0	0	0	0	0	0	0	0	0	0	0	0
0400	0	0	0	0	0	0	0	0	0	0	0	0	0	0	0	0
0500	1	0	28.5	0	0	0	0	0	0	1	0	0	0	0	0	0
0600	3	0	30.2	0	0	0	0	0	1	0	2	0	0	0	0	0
0700	4	0	24.8	0	0	0	0	0	3	1	0	0	0	0	0	0
0800	9	0	26.8	0	0	0	0	2	2	2	3	0	0	0	0	0
0900	13	31.9	27.7	0	0	0	0	1	3	6	3	0	0	0	0	0
1000	10	29.3	24.5	0	0	0	1	2	3	3	0	1	0	0	0	0
1100	15	30.4	26.5	0	0	0	0	1	6	6	2	0	0	0	0	0
1200	13	34.5	29.3	0	0	0	1	1	1	2	8	0	0	0	0	0
1300	19	33.7	29.8	0	0	0	0	0	2	11	5	1	0	0	0	0
1400	12	32.2	25.2	0	0	0	0	5	1	3	3	0	0	0	0	0
1500	11	29.9	25.3	0	0	0	1	1	3	5	1	0	0	0	0	0
1600	8	0	26.6	0	0	0	0	0	3	5	0	0	0	0	0	0
1700	11	30.6	26.7	0	0	0	0	1	4	4	2	0	0	0	0	0
1800	12	33.1	28.1	0	0	0	0	1	3	4	4	0	0	0	0	0
1900	8	0	26	0	0	0	1	1	0	5	1	0	0	0	0	0
2000	19	30.1	17.4	0	0	1	14	0	0	1	2	1	0	0	0	0
2100	2	0	28.5	0	0	0	0	0	0	2	0	0	0	0	0	0
2200	2	0	28.5	0	0	0	0	0	0	2	0	0	0	0	0	0
2300	5	0	31.5	0	0	0	0	0	1	2	0	2	0	0	0	0
Total	179	33	26.3	0	0	1	18	16	37	65	37	5	0	0	0	0

Speed Report

Site Name - ATC Site 5 - Monkhill

Direction - Westbound

Grid Ref - 51.32757, 0.95105

11 August 2018

Time	Total	Vpp 85	Mean	Vbin 0 1	Vbin 1 5	Vbin 5 10	Vbin 10 15	Vbin 15 20	Vbin 20 25	Vbin 25 30	Vbin 30 35	Vbin 35 40	Vbin 40 45	Vbin 45 50	Vbin 50 55	Vbin 55 55>
0000	4	0	31	0	0	0	0	0	1	0	3	0	0	0	0	0
0100	0	0	0	0	0	0	0	0	0	0	0	0	0	0	0	0
0200	1	0	28.5	0	0	0	0	0	0	1	0	0	0	0	0	0
0300	0	0	0	0	0	0	0	0	0	0	0	0	0	0	0	0
0400	0	0	0	0	0	0	0	0	0	0	0	0	0	0	0	0
0500	2	0	23.5	0	0	0	0	0	2	0	0	0	0	0	0	0
0600	3	0	31.8	0	0	0	0	0	0	1	2	0	0	0	0	0
0700	2	0	33.5	0	0	0	0	0	0	0	2	0	0	0	0	0
0800	7	0	23.5	0	0	0	2	0	3	0	2	0	0	0	0	0
0900	11	30.3	24.4	0	0	2	1	0	1	5	1	1	0	0	0	0
1000	17	30.1	22.9	0	0	1	3	4	1	6	1	1	0	0	0	0
1100	16	31.2	25.7	0	0	0	1	2	5	5	3	0	0	0	0	0
1200	19	33.7	25.9	0	0	1	3	0	5	4	5	0	1	0	0	0
1300	17	33.4	27.3	0	0	0	1	0	7	5	2	2	0	0	0	0
1400	16	31.2	25.4	0	0	1	1	2	2	7	3	0	0	0	0	0
1500	10	31	26	0	0	0	1	0	4	3	2	0	0	0	0	0
1600	19	31.8	27.4	0	0	0	0	1	6	8	4	0	0	0	0	0
1700	10	32.7	26	0	0	0	1	1	3	2	3	0	0	0	0	0
1800	11	33.9	29	0	0	0	0	2	0	4	5	0	0	0	0	0
1900	4	0	31	0	0	0	0	0	1	0	3	0	0	0	0	0
2000	11	32.4	25.3	0	0	1	1	1	1	4	3	0	0	0	0	0
2100	2	0	26	0	0	0	0	1	0	0	1	0	0	0	0	0
2200	3	0	28.5	0	0	0	0	0	1	1	1	0	0	0	0	0
2300	4	0	29.8	0	0	0	0	0	0	3	1	0	0	0	0	0
Total	189	33.5	26.3	0	0	6	15	14	43	59	47	4	1	0	0	0

Speed Report

Site Name - ATC Site 5 - Monkhill
Direction - Westbound
Grid Ref - 51.32757, 0.95105

12 August 2018

Time	Total	Vpp 85	Mean	Vbin 0 1	Vbin 1 5	Vbin 5 10	Vbin 10 15	Vbin 15 20	Vbin 20 25	Vbin 25 30	Vbin 30 35	Vbin 35 40	Vbin 40 45	Vbin 45 50	Vbin 50 55	Vbin 55 55>
0000	3	0	28.5	0	0	0	0	0	2	0	0	1	0	0	0	0
0100	0	0	0	0	0	0	0	0	0	0	0	0	0	0	0	0
0200	1	0	28.5	0	0	0	0	0	0	1	0	0	0	0	0	0
0300	1	0	33.5	0	0	0	0	0	0	0	1	0	0	0	0	0
0400	2	0	26	0	0	0	1	0	0	0	0	1	0	0	0	0
0500	0	0	0	0	0	0	0	0	0	0	0	0	0	0	0	0
0600	2	0	31	0	0	0	0	0	0	1	1	0	0	0	0	0
0700	4	0	21	0	0	0	2	0	0	2	0	0	0	0	0	0
0800	5	0	28.5	0	0	0	0	0	0	5	0	0	0	0	0	0
0900	10	36	24	0	0	1	0	5	0	1	1	2	0	0	0	0
1000	16	31.2	22.3	0	0	0	4	4	3	2	3	0	0	0	0	0
1100	12	29.5	26.4	0	0	0	1	0	5	4	1	1	0	0	0	0
1200	21	29.6	23.5	0	0	0	3	4	6	6	2	0	0	0	0	0
1300	12	32.8	28.1	0	0	0	1	0	2	6	2	1	0	0	0	0
1400	15	33.8	29.5	0	0	0	0	0	3	7	4	1	0	0	0	0
1500	11	30.2	26.7	0	0	0	0	2	1	7	1	0	0	0	0	0
1600	9	0	30.2	0	0	0	0	0	1	4	4	0	0	0	0	0
1700	5	0	30.5	0	0	0	0	0	0	3	2	0	0	0	0	0
1800	6	0	25.2	0	0	0	0	1	3	1	1	0	0	0	0	0
1900	6	0	26	0	0	0	0	1	2	2	1	0	0	0	0	0
2000	8	0	29.8	0	0	0	0	0	1	4	3	0	0	0	0	0
2100	1	0	13.5	0	0	0	1	0	0	0	0	0	0	0	0	0
2200	2	0	26	0	0	0	0	0	1	1	0	0	0	0	0	0
2300	2	0	36	0	0	0	0	0	0	0	1	1	0	0	0	0
Total	154	33.2	26.5	0	0	1	13	17	30	57	28	8	0	0	0	0

Speed Report

Site Name - ATC Site 5 - Monkhill

Direction - Westbound

Grid Ref - 51.32757, 0.95105

13 August 2018

Time	Total	Vpp 85	Mean	Vbin 0 1	Vbin 1 5	Vbin 5 10	Vbin 10 15	Vbin 15 20	Vbin 20 25	Vbin 25 30	Vbin 30 35	Vbin 35 40	Vbin 40 45	Vbin 45 50	Vbin 50 55	Vbin 55 55>
0000	1	0	33.5	0	0	0	0	0	0	0	1	0	0	0	0	0
0100	0	0	0	0	0	0	0	0	0	0	0	0	0	0	0	0
0200	0	0	0	0	0	0	0	0	0	0	0	0	0	0	0	0
0300	0	0	0	0	0	0	0	0	0	0	0	0	0	0	0	0
0400	0	0	0	0	0	0	0	0	0	0	0	0	0	0	0	0
0500	0	0	0	0	0	0	0	0	0	0	0	0	0	0	0	0
0600	2	0	28.5	0	0	0	0	0	1	0	1	0	0	0	0	0
0700	5	0	26.5	0	0	0	0	0	3	1	1	0	0	0	0	0
0800	11	33.1	28.5	0	0	0	0	1	3	4	2	0	1	0	0	0
0900	12	34.5	28.9	0	0	1	0	0	2	5	2	1	1	0	0	0
1000	12	35.3	23.9	0	0	0	2	2	5	1	0	2	0	0	0	0
1100	14	32.8	27.4	0	0	0	1	0	4	5	4	0	0	0	0	0
1200	18	30	24.6	0	0	0	2	2	6	6	2	0	0	0	0	0
1300	17	32.2	26.1	0	0	0	1	2	5	5	4	0	0	0	0	0
1400	11	30.6	27.6	0	0	0	0	2	0	7	2	0	0	0	0	0
1500	16	32.8	27.6	0	0	0	1	1	3	7	3	1	0	0	0	0
1600	18	32	26.8	0	0	0	1	2	3	8	4	0	0	0	0	0
1700	21	36.6	32.5	0	0	0	0	0	2	5	10	3	1	0	0	0
1800	8	0	28.5	0	0	0	1	0	1	3	2	1	0	0	0	0
1900	4	0	27.3	0	0	0	0	0	1	3	0	0	0	0	0	0
2000	1	0	33.5	0	0	0	0	0	0	0	1	0	0	0	0	0
2100	0	0	0	0	0	0	0	0	0	0	0	0	0	0	0	0
2200	4	0	33.5	0	0	0	0	0	0	1	2	1	0	0	0	0
2300	1	0	33.5	0	0	0	0	0	0	0	1	0	0	0	0	0
Total	176	34.2	27.8	0	0	1	9	12	39	61	42	9	3	0	0	0

Speed Report

Site Name - ATC Site 5 - Monkhill

Direction - Westbound

Grid Ref - 51.32757, 0.95105

14 August 2018

Time	Total	Vpp 85	Mean	Vbin 0 1	Vbin 1 5	Vbin 5 10	Vbin 10 15	Vbin 15 20	Vbin 20 25	Vbin 25 30	Vbin 30 35	Vbin 35 40	Vbin 40 45	Vbin 45 50	Vbin 50 55	Vbin 55 55>
0000	1	0	38.5	0	0	0	0	0	0	0	0	1	0	0	0	0
0100	0	0	0	0	0	0	0	0	0	0	0	0	0	0	0	0
0200	1	0	28.5	0	0	0	0	0	0	1	0	0	0	0	0	0
0300	1	0	38.5	0	0	0	0	0	0	0	0	1	0	0	0	0
0400	1	0	33.5	0	0	0	0	0	0	0	1	0	0	0	0	0
0500	1	0	38.5	0	0	0	0	0	0	0	0	1	0	0	0	0
0600	4	0	31	0	0	0	0	0	1	1	1	1	0	0	0	0
0700	5	0	29.5	0	0	0	0	0	1	2	2	0	0	0	0	0
0800	14	33	27.1	0	0	0	1	1	4	5	1	2	0	0	0	0
0900	9	0	22.9	0	0	0	2	1	2	4	0	0	0	0	0	0
1000	16	36.2	26.6	0	0	0	2	3	1	6	1	3	0	0	0	0
1100	13	31.9	27	0	0	0	1	1	2	6	3	0	0	0	0	0
1200	24	34.3	28.1	0	0	1	2	1	2	8	9	0	1	0	0	0
1300	20	31.8	28.5	0	0	0	0	0	5	11	3	1	0	0	0	0
1400	11	35.6	28.5	0	0	0	0	0	5	3	1	2	0	0	0	0
1500	14	31.7	27.8	0	0	0	1	0	2	8	3	0	0	0	0	0
1600	12	34.5	31.4	0	0	0	0	1	1	3	5	1	1	0	0	0
1700	22	33.7	27.1	0	0	2	0	1	4	8	6	1	0	0	0	0
1800	17	35.9	30	0	0	0	0	2	2	5	5	3	0	0	0	0
1900	10	32.7	27.5	0	0	0	0	1	3	3	3	0	0	0	0	0
2000	2	0	28.5	0	0	0	0	0	0	2	0	0	0	0	0	0
2100	3	0	18.5	0	0	0	0	3	0	0	0	0	0	0	0	0
2200	2	0	26	0	0	0	0	0	1	1	0	0	0	0	0	0
2300	6	0	33.5	0	0	0	0	0	1	0	3	2	0	0	0	0
Total	209	34.8	28.1	0	0	3	9	15	37	77	47	19	2	0	0	0

Speed Report

Site Name - ATC Site 5 - Monkhill

Direction - Westbound

Grid Ref - 51.32757, 0.95105

15 August 2018

Time	Total	Vpp 85	Mean	Vbin 0 1	Vbin 1 5	Vbin 5 10	Vbin 10 15	Vbin 15 20	Vbin 20 25	Vbin 25 30	Vbin 30 35	Vbin 35 40	Vbin 40 45	Vbin 45 50	Vbin 50 55	Vbin 55 55>
0000	1	0	33.5	0	0	0	0	0	0	0	1	0	0	0	0	0
0100	0	0	0	0	0	0	0	0	0	0	0	0	0	0	0	0
0200	0	0	0	0	0	0	0	0	0	0	0	0	0	0	0	0
0300	1	0	33.5	0	0	0	0	0	0	0	1	0	0	0	0	0
0400	1	0	28.5	0	0	0	0	0	0	1	0	0	0	0	0	0
0500	1	0	13.5	0	0	0	1	0	0	0	0	0	0	0	0	0
0600	2	0	28.5	0	0	0	0	0	0	2	0	0	0	0	0	0
0700	5	0	29.5	0	0	0	0	0	0	4	1	0	0	0	0	0
0800	13	34.6	29.7	0	0	0	0	1	2	4	5	1	0	0	0	0
0900	11	30.6	27.6	0	0	0	1	0	1	7	2	0	0	0	0	0
1000	17	30.8	27.6	0	0	0	1	0	5	8	1	2	0	0	0	0
1100	12	32.8	28.5	0	0	0	0	1	2	6	2	1	0	0	0	0
1200	14	29.4	25.3	0	0	0	0	2	6	5	1	0	0	0	0	0
1300	9	0	29.1	0	0	0	0	1	1	3	4	0	0	0	0	0
1400	22	32.5	27.6	0	0	0	1	2	4	10	4	0	1	0	0	0
1500	20	30.2	24.3	0	0	1	3	1	4	9	2	0	0	0	0	0
1600	14	33.4	28.5	0	0	0	0	1	3	5	5	0	0	0	0	0
1700	9	0	29.6	0	0	0	0	1	1	2	5	0	0	0	0	0
1800	6	0	26.8	0	0	0	0	1	2	1	2	0	0	0	0	0
1900	8	0	24.1	0	0	0	1	2	1	3	1	0	0	0	0	0
2000	8	0	32.3	0	0	0	0	0	0	2	6	0	0	0	0	0
2100	2	0	23.5	0	0	0	0	0	2	0	0	0	0	0	0	0
2200	3	0	26.8	0	0	0	1	0	0	0	2	0	0	0	0	0
2300	0	0	0	0	0	0	0	0	0	0	0	0	0	0	0	0
Total	179	33.5	27.5	0	0	1	9	13	34	72	45	4	1	0	0	0

Speed Report

Site Name - ATC Site 5 - Monkhill

Direction - Westbound

Grid Ref - 51.32757, 0.95105

16 August 2018

Time	Total	Vpp 85	Mean	Vbin 0 1	Vbin 1 5	Vbin 5 10	Vbin 10 15	Vbin 15 20	Vbin 20 25	Vbin 25 30	Vbin 30 35	Vbin 35 40	Vbin 40 45	Vbin 45 50	Vbin 50 55	Vbin 55 55>
0000	0	0	0	0	0	0	0	0	0	0	0	0	0	0	0	0
0100	1	0	23.5	0	0	0	0	0	1	0	0	0	0	0	0	0
0200	1	0	23.5	0	0	0	0	0	1	0	0	0	0	0	0	0
0300	2	0	31	0	0	0	0	0	0	1	1	0	0	0	0	0
0400	0	0	0	0	0	0	0	0	0	0	0	0	0	0	0	0
0500	1	0	28.5	0	0	0	0	0	0	1	0	0	0	0	0	0
0600	4	0	28.5	0	0	0	0	0	1	2	1	0	0	0	0	0
0700	9	0	27.4	0	0	0	1	1	1	4	0	2	0	0	0	0
0800	15	34.8	28.2	0	0	0	2	0	3	5	3	1	1	0	0	0
0900	18	30.1	24.6	0	0	0	2	3	4	7	2	0	0	0	0	0
1000	15	33.1	27.5	0	0	0	0	2	4	5	3	1	0	0	0	0
1100	10	30.3	27	0	0	0	1	0	1	7	1	0	0	0	0	0
1200	14	34	27.4	0	0	1	0	1	3	4	4	1	0	0	0	0
1300	20	32.5	27	0	0	1	0	2	3	9	5	0	0	0	0	0
1400	18	32	28.8	0	0	0	0	0	3	11	4	0	0	0	0	0
1500	7	0	31.4	0	0	0	0	0	1	1	5	0	0	0	0	0
1600	13	28.8	27	0	0	1	0	0	3	7	1	1	0	0	0	0
1700	9	0	27.4	0	0	0	0	1	2	4	2	0	0	0	0	0
1800	9	0	27.9	0	0	0	1	0	2	3	2	1	0	0	0	0
1900	6	0	24.3	0	0	0	1	0	2	3	0	0	0	0	0	0
2000	4	0	29.8	0	0	0	0	0	0	3	1	0	0	0	0	0
2100	2	0	33.5	0	0	0	0	0	0	0	2	0	0	0	0	0
2200	4	0	36	0	0	0	0	0	0	0	2	2	0	0	0	0
2300	4	0	29.8	0	0	0	0	0	0	3	1	0	0	0	0	0
Total	186	33.7	27.7	0	0	3	8	10	35	80	40	9	1	0	0	0

Site Name - ATC Site 5 - Monkhill
Direction - Eastbound
Grid Ref - 51.32757, 0.95105

Time	10-Aug-18	11-Aug-18	12-Aug-18	13-Aug-18	14-Aug-18	15-Aug-18	16-Aug-18	Average
0000								0.0
0100								0.0
0200								0.0
0300								0.0
0400								0.0
0500								0.0
0600								0.0
0700	33.3				33.1	30.3		32.2
0800		34			35.6	30.3		33.3
0900	37.4	29.7	28.5			33.6	31	32.0
1000	33.1	25.6		30.9	31.2	31.7	29.8	30.4
1100		29.6	30.7		32.8	32.6	29.9	31.1
1200	33.6		32.8	32.9	32.2	30	31	32.1
1300	32.4	32.4		33	34	29.9	30.3	32.0
1400				31	28.7	30.1	33.3	30.8
1500	20.4		29.8	30.3	32.4	30.3		28.6
1600	20.8	29.8						25.3
1700					31.4			31.4
1800					32.4		29.4	30.9
1900								0.0
2000								0.0
2100								0.0
2200								0.0
2300								0.0
Total	31.7	32	32.2	34.1	32.8	31.8	33	32.5

85% Report

Site Name - ATC Site 5 - Monkhill
Direction - Westbound
Grid Ref - 51.32757, 0.95105

Time	10-Aug-18	11-Aug-18	12-Aug-18	13-Aug-18	14-Aug-18	15-Aug-18	16-Aug-18	Average
0000								0.0
0100								0.0
0200								0.0
0300								0.0
0400								0.0
0500								0.0
0600								0.0
0700								0.0
0800				33.1	33	34.6	34.8	33.9
0900	31.9	30.3	36	34.5		30.6	30.1	32.2
1000	29.3	30.1	31.2	35.3	36.2	30.8	33.1	32.3
1100	30.4	31.2	29.5	32.8	31.9	32.8	30.3	31.3
1200	34.5	33.7	29.6	30	34.3	29.4	34	32.2
1300	33.7	33.4	32.8	32.2	31.8		32.5	32.7
1400	32.2	31.2	33.8	30.6	35.6	32.5	32	32.6
1500	29.9	31	30.2	32.8	31.7	30.2		31.0
1600		31.8		32	34.5	33.4	28.8	32.1
1700	30.6	32.7		36.6	33.7			33.4
1800	33.1	33.9			35.9			34.3
1900					32.7			32.7
2000	30.1	32.4						31.3
2100								0.0
2200								0.0
2300								0.0
Total	33	33.5	33.2	34.2	34.8	33.5	33.7	33.7

Average Speed Report

Site Name - ATC Site 5 - Monkhill
Direction - Eastbound
Grid Ref - 51.32757, 0.95105

Time	10-Aug-18	11-Aug-18	12-Aug-18	13-Aug-18	14-Aug-18	15-Aug-18	16-Aug-18	Average
0000			33.5	33.5				33.5
0100			28.5		28.5		43.5	33.5
0200			33.5					33.5
0300		33.5			33.5		41	36.0
0400			13.5				28.5	21.0
0500		26					38.5	32.3
0600	21	23.5	21	26	26	28.5	23.5	24.2
0700	28.5	24.8	23.5	28.5	28.5	28.5	27.4	27.1
0800	25.6	28.5	27.5	31	30.3	25.8	29.1	28.3
0900	30.3	25.6	24	26	29.2	30	26	27.3
1000	29.4	22.7	26	26.1	27.3	28.1	25.3	26.4
1100	26.6	21.8	28.5	28.5	27.1	26.5	24.9	26.3
1200	29.3	28.5	27.6	26.2	26.4	24.2	25	26.7
1300	22.1	24.9	26.4	28.8	28.8	26	25.6	26.1
1400	23.5	24.6	29.1	28.5	23.1	27.3	26.7	26.1
1500	15.6	25.6	24.7	28.1	27.6	28	27.8	25.3
1600	11.6	25	28.5	22.8	29.2	28.5	29.8	25.1
1700	26.8	24.1	30.2	29.9	25.5	26.4	28.5	27.3
1800	25.2	21.8	23.5	26.8	23.1	21.5	25.4	23.9
1900		24.3	24.5	24.3	25.4	24.3	23.5	24.4
2000	29.5	26	29.8	30.6	27.3	28.5	31.5	29.0
2100	31	11.8	28.5	30.5	26	28.5	33.5	27.1
2200	28.5	31.5		36	28.5	24.8	18.5	28.0
2300	31.5	33.5		28.5			36	32.4
Total	21.5	24.6	26.8	27.9	27	26.8	26.9	25.9

Average Speed Report

Site Name - ATC Site 5 - Monkhill
Direction - Westbound
Grid Ref - 51.32757, 0.95105

Time	10-Aug-18	11-Aug-18	12-Aug-18	13-Aug-18	14-Aug-18	15-Aug-18	16-Aug-18	Average
0000		31	28.5	33.5	38.5	33.5		33.0
0100	33.5						23.5	28.5
0200	23.5	28.5	28.5		28.5		23.5	26.5
0300			33.5		38.5	33.5	31	34.1
0400			26		33.5	28.5		29.3
0500	28.5	23.5			38.5	13.5	28.5	26.5
0600	30.2	31.8	31	28.5	31	28.5	28.5	29.9
0700	24.8	33.5	21	26.5	29.5	29.5	27.4	27.5
0800	26.8	23.5	28.5	28.5	27.1	29.7	28.2	27.5
0900	27.7	24.4	24	28.9	22.9	27.6	24.6	25.7
1000	24.5	22.9	22.3	23.9	26.6	27.6	27.5	25.0
1100	26.5	25.7	26.4	27.4	27	28.5	27	26.9
1200	29.3	25.9	23.5	24.6	28.1	25.3	27.4	26.3
1300	29.8	27.3	28.1	26.1	28.5	29.1	27	28.0
1400	25.2	25.4	29.5	27.6	28.5	27.6	28.8	27.5
1500	25.3	26	26.7	27.6	27.8	24.3	31.4	27.0
1600	26.6	27.4	30.2	26.8	31.4	28.5	27	28.3
1700	26.7	26	30.5	32.5	27.1	29.6	27.4	28.5
1800	28.1	29	25.2	28.5	30	26.8	27.9	27.9
1900	26	31	26	27.3	27.5	24.1	24.3	26.6
2000	17.4	25.3	29.8	33.5	28.5	32.3	29.8	28.1
2100	28.5	26	13.5		18.5	23.5	33.5	23.9
2200	28.5	28.5	26	33.5	26	26.8	36	29.3
2300	31.5	29.8	36	33.5	33.5		29.8	32.4
Total	26.3	26.3	26.5	27.8	28.1	27.5	27.7	27.2



ATC Site 6 - Faversham

Radar Speed Survey

August 2018

Volume Reports

Site Name - ATC Site 6 - Faversham

Direction - Westbound

Grid Ref - 51.34543, 0.96481

Time	10-Aug-18	11-Aug-18	12-Aug-18	13-Aug-18	14-Aug-18	15-Aug-18	16-Aug-18	5 Day Total	5 Day Average	7 Day Total	7 Day Average
0000	2	2	6	2	0	2	2	8	2	16	2
0100	1	1	3	2	1	1	2	7	1	11	2
0200	0	0	0	0	1	0	2	3	1	3	0
0300	2	0	2	0	1	0	0	3	1	5	1
0400	1	0	1	0	2	1	3	7	1	8	1
0500	3	2	1	0	5	2	2	12	2	15	2
0600	6	3	2	3	3	4	6	22	4	27	4
0700	7	10	7	15	3	7	8	40	8	57	8
0800	16	25	8	16	19	22	26	99	20	132	19
0900	21	45	22	24	33	30	29	137	27	204	29
1000	57	61	29	41	52	47	38	235	47	325	46
1100	69	95	84	54	50	54	68	295	59	474	68
1200	61	101	58	49	57	58	45	270	54	429	61
1300	67	97	66	51	56	58	70	302	60	465	66
1400	50	112	70	54	71	56	45	276	55	458	65
1500	121	82	65	49	83	73	58	384	77	531	76
1600	57	64	50	64	56	60	49	286	57	400	57
1700	45	55	42	54	70	67	50	286	57	383	55
1800	41	36	36	38	42	52	53	226	45	298	43
1900	32	24	23	32	35	39	25	163	33	210	30
2000	26	29	21	22	20	25	16	109	22	159	23
2100	13	14	5	12	7	18	19	69	14	88	13
2200	14	11	0	5	20	17	9	65	13	76	11
2300	6	8	2	2	5	5	12	30	6	40	6
Total	718	877	603	589	692	698	637	3334	667	4814	688

Volume Reports

Site Name - ATC Site 6 - Faversham

Direction - Eastbound

Grid Ref - 51.34543, 0.96481

Time	10-Aug-18	11-Aug-18	12-Aug-18	13-Aug-18	14-Aug-18	15-Aug-18	16-Aug-18	5 Day Total	5 Day Average	7 Day Total	7 Day Average
0000	0	4	5	2	0	0	5	7	1	16	2
0100	1	0	2	1	0	2	2	6	1	8	1
0200	1	0	4	0	1	1	2	5	1	9	1
0300	2	0	2	1	4	2	3	12	2	14	2
0400	0	0	0	2	1	5	1	9	2	9	1
0500	6	3	4	2	5	5	6	24	5	31	4
0600	8	9	2	7	8	5	6	34	7	45	6
0700	19	11	5	26	20	15	16	96	19	112	16
0800	30	19	19	31	43	38	35	177	35	215	31
0900	46	45	31	45	40	45	42	218	44	294	42
1000	57	70	55	41	64	47	42	251	50	376	54
1100	50	98	78	50	50	62	53	265	53	441	63
1200	54	71	85	53	55	59	59	280	56	436	62
1300	36	78	97	66	68	76	51	297	59	472	67
1400	55	93	84	64	84	72	52	327	65	504	72
1500	27	100	106	80	108	82	62	359	72	565	81
1600	37	104	88	67	77	66	51	298	60	490	70
1700	43	83	71	46	65	69	43	266	53	420	60
1800	36	67	39	32	59	57	47	231	46	337	48
1900	37	49	39	30	45	70	29	211	42	299	43
2000	48	45	32	27	38	35	29	177	35	254	36
2100	19	25	9	14	14	28	18	93	19	127	18
2200	17	17	5	10	11	17	5	60	12	82	12
2300	8	11	1	2	1	2	13	26	5	38	5
Total	637	1002	863	699	861	860	672	3729	746	5594	799

Class Report

Site Name - ATC Site 6 - Faversham
Direction - Westbound
Grid Ref - 51.34543, 0.96481

10 August 2018

Time	Total	Bin 1 <=5.2m	Bin 2 5.2-6.5	Bin 3 6.5-11.5	Bin 4 >11.5
0000	2	2	0	0	0
0100	1	1	0	0	0
0200	0	0	0	0	0
0300	2	1	1	0	0
0400	1	1	0	0	0
0500	3	2	0	1	0
0600	6	2	2	2	0
0700	7	5	2	0	0
0800	16	13	1	2	0
0900	21	15	2	4	0
1000	57	47	5	4	1
1100	69	63	5	1	0
1200	61	50	11	0	0
1300	67	62	3	0	2
1400	50	45	2	3	0
1500	121	115	2	2	2
1600	57	56	1	0	0
1700	45	39	5	1	0
1800	41	37	2	2	0
1900	32	29	2	1	0
2000	26	17	6	3	0
2100	13	11	1	1	0
2200	14	12	2	0	0
2300	6	5	1	0	0
Total	718	630	56	27	5

Class Report

Site Name - ATC Site 6 - Faversham
Direction - Westbound
Grid Ref - 51.34543, 0.96481

11 August 2018

Time	Total	Bin 1 <=5.2m	Bin 2 5.2-6.5	Bin 3 6.5-11.5	Bin 4 >11.5
0000	2	1	0	1	0
0100	1	1	0	0	0
0200	0	0	0	0	0
0300	0	0	0	0	0
0400	0	0	0	0	0
0500	2	1	0	1	0
0600	3	2	0	1	0
0700	10	7	3	0	0
0800	25	21	1	2	1
0900	45	39	4	2	0
1000	61	56	1	3	1
1100	95	86	8	1	0
1200	101	89	10	2	0
1300	97	88	8	1	0
1400	112	97	12	3	0
1500	82	71	11	0	0
1600	64	61	3	0	0
1700	55	50	5	0	0
1800	36	32	4	0	0
1900	24	19	4	1	0
2000	29	28	1	0	0
2100	14	14	0	0	0
2200	11	9	2	0	0
2300	8	8	0	0	0
Total	877	780	77	18	2

Class Report

Site Name - ATC Site 6 - Faversham
Direction - Westbound
Grid Ref - 51.34543, 0.96481

12 August 2018

Time	Total	Bin 1 <=5.2m	Bin 2 5.2-6.5	Bin 3 6.5-11.5	Bin 4 >11.5
0000	6	6	0	0	0
0100	3	2	1	0	0
0200	0	0	0	0	0
0300	2	2	0	0	0
0400	1	1	0	0	0
0500	1	1	0	0	0
0600	2	2	0	0	0
0700	7	6	1	0	0
0800	8	7	0	1	0
0900	22	19	3	0	0
1000	29	23	5	1	0
1100	84	73	11	0	0
1200	58	52	6	0	0
1300	66	58	8	0	0
1400	70	59	9	2	0
1500	65	57	7	1	0
1600	50	48	1	1	0
1700	42	40	1	1	0
1800	36	31	4	1	0
1900	23	21	2	0	0
2000	21	16	4	1	0
2100	5	3	2	0	0
2200	0	0	0	0	0
2300	2	2	0	0	0
Total	603	529	65	9	0

Class Report

Site Name - ATC Site 6 - Faversham
Direction - Westbound
Grid Ref - 51.34543, 0.96481

13 August 2018

Time	Total	Bin 1 <=5.2m	Bin 2 5.2-6.5	Bin 3 6.5-11.5	Bin 4 >11.5
0000	2	2	0	0	0
0100	2	2	0	0	0
0200	0	0	0	0	0
0300	0	0	0	0	0
0400	0	0	0	0	0
0500	0	0	0	0	0
0600	3	2	1	0	0
0700	15	12	2	1	0
0800	16	12	2	1	1
0900	24	22	2	0	0
1000	41	36	2	3	0
1100	54	48	4	2	0
1200	49	42	4	2	1
1300	51	41	7	2	1
1400	54	50	2	1	1
1500	49	45	4	0	0
1600	64	53	9	2	0
1700	54	48	4	1	1
1800	38	32	4	2	0
1900	32	29	3	0	0
2000	22	20	2	0	0
2100	12	10	1	1	0
2200	5	4	1	0	0
2300	2	2	0	0	0
Total	589	512	54	18	5

Class Report

Site Name - ATC Site 6 - Faversham
Direction - Westbound
Grid Ref - 51.34543, 0.96481

14 August 2018

Time	Total	Bin 1 <=5.2m	Bin 2 5.2-6.5	Bin 3 6.5-11.5	Bin 4 >11.5
0000	0	0	0	0	0
0100	1	1	0	0	0
0200	1	1	0	0	0
0300	1	1	0	0	0
0400	2	2	0	0	0
0500	5	2	3	0	0
0600	3	0	1	2	0
0700	3	1	0	2	0
0800	19	13	2	3	1
0900	33	22	6	3	2
1000	52	46	5	0	1
1100	50	43	5	1	1
1200	57	47	5	4	1
1300	56	45	7	3	1
1400	71	61	8	2	0
1500	83	72	7	3	1
1600	56	49	6	1	0
1700	70	58	9	3	0
1800	42	36	4	2	0
1900	35	25	8	2	0
2000	20	14	5	1	0
2100	7	3	4	0	0
2200	20	15	5	0	0
2300	5	5	0	0	0
Total	692	562	90	32	8

Class Report

Site Name - ATC Site 6 - Faversham
Direction - Westbound
Grid Ref - 51.34543, 0.96481

15 August 2018

Time	Total	Bin 1 <=5.2m	Bin 2 5.2-6.5	Bin 3 6.5-11.5	Bin 4 >11.5
0000	2	1	1	0	0
0100	1	1	0	0	0
0200	0	0	0	0	0
0300	0	0	0	0	0
0400	1	1	0	0	0
0500	2	2	0	0	0
0600	4	4	0	0	0
0700	7	3	3	1	0
0800	22	16	3	3	0
0900	30	23	3	4	0
1000	47	40	4	2	1
1100	54	47	6	1	0
1200	58	48	9	1	0
1300	58	45	8	5	0
1400	56	49	5	2	0
1500	73	64	7	1	1
1600	60	53	6	1	0
1700	67	59	6	2	0
1800	52	44	4	4	0
1900	39	32	5	1	1
2000	25	19	5	1	0
2100	18	16	2	0	0
2200	17	15	2	0	0
2300	5	4	1	0	0
Total	698	586	80	29	3

Class Report

Site Name - ATC Site 6 - Faversham
Direction - Westbound
Grid Ref - 51.34543, 0.96481

16 August 2018

Time	Total	Bin 1 <=5.2m	Bin 2 5.2-6.5	Bin 3 6.5-11.5	Bin 4 >11.5
0000	2	2	0	0	0
0100	2	2	0	0	0
0200	2	1	1	0	0
0300	0	0	0	0	0
0400	3	2	1	0	0
0500	2	1	0	1	0
0600	6	3	1	2	0
0700	8	7	0	1	0
0800	26	15	5	6	0
0900	29	24	3	2	0
1000	38	32	3	2	1
1100	68	57	10	1	0
1200	45	36	7	2	0
1300	70	44	9	7	10
1400	45	40	5	0	0
1500	58	50	8	0	0
1600	49	40	6	3	0
1700	50	42	7	1	0
1800	53	44	4	4	1
1900	25	24	0	1	0
2000	16	15	1	0	0
2100	19	16	3	0	0
2200	9	7	2	0	0
2300	12	10	2	0	0
Total	637	514	78	33	12

Class Report

Site Name - ATC Site 6 - Faversham

Direction - Eastbound

Grid Ref - 51.34543, 0.96481

10 August 2018

Time	Total	Bin 1 ≤5.2m	Bin 2 5.2-6.5	Bin 3 6.5-11.5	Bin 4 >11.5
0000	0	0	0	0	0
0100	1	0	1	0	0
0200	1	1	0	0	0
0300	2	2	0	0	0
0400	0	0	0	0	0
0500	6	5	1	0	0
0600	8	7	0	1	0
0700	19	17	2	0	0
0800	30	26	2	2	0
0900	46	36	9	1	0
1000	57	48	9	0	0
1100	50	41	6	3	0
1200	54	43	8	3	0
1300	36	33	3	0	0
1400	55	46	6	3	0
1500	27	25	1	1	0
1600	37	35	2	0	0
1700	43	36	5	2	0
1800	36	33	3	0	0
1900	37	32	5	0	0
2000	48	36	4	2	6
2100	19	15	3	1	0
2200	17	15	2	0	0
2300	8	6	2	0	0
Total	637	538	74	19	6

Class Report

Site Name - ATC Site 6 - Faversham
Direction - Eastbound
Grid Ref - 51.34543, 0.96481

11 August 2018

Time	Total	Bin 1 <=5.2m	Bin 2 5.2-6.5	Bin 3 6.5-11.5	Bin 4 >11.5
0000	4	4	0	0	0
0100	0	0	0	0	0
0200	0	0	0	0	0
0300	0	0	0	0	0
0400	0	0	0	0	0
0500	3	2	0	1	0
0600	9	6	1	2	0
0700	11	9	2	0	0
0800	19	18	1	0	0
0900	45	40	2	1	2
1000	70	63	7	0	0
1100	98	87	8	3	0
1200	71	62	5	3	1
1300	78	71	6	1	0
1400	93	83	9	1	0
1500	100	89	11	0	0
1600	104	91	10	2	1
1700	83	71	12	0	0
1800	67	55	11	1	0
1900	49	41	7	1	0
2000	45	40	4	1	0
2100	25	22	3	0	0
2200	17	15	1	1	0
2300	11	9	2	0	0
Total	1002	878	102	18	4

Class Report

Site Name - ATC Site 6 - Faversham
Direction - Eastbound
Grid Ref - 51.34543, 0.96481

12 August 2018

Time	Total	Bin 1 <=5.2m	Bin 2 5.2-6.5	Bin 3 6.5-11.5	Bin 4 >11.5
0000	5	5	0	0	0
0100	2	1	1	0	0
0200	4	2	2	0	0
0300	2	2	0	0	0
0400	0	0	0	0	0
0500	4	3	1	0	0
0600	2	2	0	0	0
0700	5	3	2	0	0
0800	19	17	2	0	0
0900	31	30	1	0	0
1000	55	43	9	3	0
1100	78	66	12	0	0
1200	85	65	14	6	0
1300	97	92	5	0	0
1400	84	72	12	0	0
1500	106	95	10	1	0
1600	88	75	11	2	0
1700	71	64	7	0	0
1800	39	35	3	1	0
1900	39	35	4	0	0
2000	32	26	5	1	0
2100	9	9	0	0	0
2200	5	5	0	0	0
2300	1	0	0	1	0
Total	863	747	101	15	0

Class Report

Site Name - ATC Site 6 - Faversham
Direction - Eastbound
Grid Ref - 51.34543, 0.96481

13 August 2018

Time	Total	Bin 1 <=5.2m	Bin 2 5.2-6.5	Bin 3 6.5-11.5	Bin 4 >11.5
0000	2	2	0	0	0
0100	1	1	0	0	0
0200	0	0	0	0	0
0300	1	1	0	0	0
0400	2	2	0	0	0
0500	2	2	0	0	0
0600	7	7	0	0	0
0700	26	20	3	3	0
0800	31	24	6	1	0
0900	45	37	7	0	1
1000	41	35	5	0	1
1100	50	42	5	3	0
1200	53	48	5	0	0
1300	66	55	7	4	0
1400	64	50	13	1	0
1500	80	67	10	2	1
1600	67	55	11	1	0
1700	46	41	4	1	0
1800	32	30	2	0	0
1900	30	25	3	1	1
2000	27	25	2	0	0
2100	14	11	2	1	0
2200	10	9	1	0	0
2300	2	1	1	0	0
Total	699	590	87	18	4

Class Report

Site Name - ATC Site 6 - Faversham

Direction - Eastbound

Grid Ref - 51.34543, 0.96481

14 August 2018

Time	Total	Bin 1 <=5.2m	Bin 2 5.2-6.5	Bin 3 6.5-11.5	Bin 4 >11.5
0000	0	0	0	0	0
0100	0	0	0	0	0
0200	1	1	0	0	0
0300	4	4	0	0	0
0400	1	1	0	0	0
0500	5	5	0	0	0
0600	8	5	1	2	0
0700	20	17	1	2	0
0800	43	39	4	0	0
0900	40	34	4	1	1
1000	64	48	11	5	0
1100	50	39	9	2	0
1200	55	48	5	1	1
1300	68	59	7	2	0
1400	84	71	9	4	0
1500	108	91	12	4	1
1600	77	67	7	3	0
1700	65	58	7	0	0
1800	59	51	8	0	0
1900	45	37	7	1	0
2000	38	34	4	0	0
2100	14	13	1	0	0
2200	11	9	2	0	0
2300	1	1	0	0	0
Total	861	732	99	27	3

Class Report

Site Name - ATC Site 6 - Faversham
Direction - Eastbound
Grid Ref - 51.34543, 0.96481

15 August 2018

Time	Total	Bin 1 ≤5.2m	Bin 2 5.2-6.5	Bin 3 6.5-11.5	Bin 4 >11.5
0000	0	0	0	0	0
0100	2	1	1	0	0
0200	1	1	0	0	0
0300	2	2	0	0	0
0400	5	4	1	0	0
0500	5	4	1	0	0
0600	5	4	1	0	0
0700	15	11	3	1	0
0800	38	30	4	4	0
0900	45	37	7	1	0
1000	47	41	6	0	0
1100	62	50	8	4	0
1200	59	54	4	1	0
1300	76	63	12	1	0
1400	72	64	5	3	0
1500	82	65	13	4	0
1600	66	53	13	0	0
1700	69	59	10	0	0
1800	57	50	7	0	0
1900	70	63	6	1	0
2000	35	32	2	1	0
2100	28	27	1	0	0
2200	17	16	1	0	0
2300	2	2	0	0	0
Total	860	733	106	21	0

Class Report

Site Name - ATC Site 6 - Faversham

Direction - Eastbound

Grid Ref - 51.34543, 0.96481

16 August 2018

Time	Total	Bin 1 <=5.2m	Bin 2 5.2-6.5	Bin 3 6.5-11.5	Bin 4 >11.5
0000	5	5	0	0	0
0100	2	1	0	1	0
0200	2	2	0	0	0
0300	3	3	0	0	0
0400	1	1	0	0	0
0500	6	6	0	0	0
0600	6	5	0	1	0
0700	16	14	1	1	0
0800	35	30	4	1	0
0900	42	29	8	4	1
1000	42	39	1	1	1
1100	53	36	7	10	0
1200	59	50	8	1	0
1300	51	48	3	0	0
1400	52	44	4	4	0
1500	62	54	8	0	0
1600	51	42	7	2	0
1700	43	39	4	0	0
1800	47	44	1	2	0
1900	29	28	1	0	0
2000	29	27	2	0	0
2100	18	13	5	0	0
2200	5	4	0	1	0
2300	13	11	2	0	0
Total	672	575	66	29	2

Speed Report

Site Name - ATC Site 6 - Faversham

Direction - Westbound

Grid Ref - 51.34543, 0.96481

10 August 2018

Time	Total	Vpp 85	Mean	Vbin 0 1	Vbin 1 5	Vbin 5 10	Vbin 10 15	Vbin 15 20	Vbin 20 25	Vbin 25 30	Vbin 30 35	Vbin 35 40	Vbin 40 45	Vbin 45 50	Vbin 50 55	Vbin 55 55>
0000	2	0	41	0	0	0	0	0	0	0	0	1	1	0	0	0
0100	1	0	43.5	0	0	0	0	0	0	0	0	0	1	0	0	0
0200	0	0	0	0	0	0	0	0	0	0	0	0	0	0	0	0
0300	2	0	33.5	0	0	0	0	0	0	0	2	0	0	0	0	0
0400	1	0	48.5	0	0	0	0	0	0	0	0	0	0	1	0	0
0500	3	0	41.8	0	0	0	0	0	0	0	0	1	2	0	0	0
0600	6	0	37.7	0	0	0	0	1	0	0	1	3	0	0	0	1
0700	7	0	39.9	0	0	0	0	1	0	0	1	1	1	3	0	0
0800	16	45.4	41.9	0	0	0	0	0	0	1	1	4	8	1	0	1
0900	21	45.6	41.8	0	0	0	0	0	0	1	1	7	9	2	0	1
1000	57	44.4	37.4	0	0	0	1	3	2	3	10	20	13	2	3	0
1100	69	44.9	39.2	0	0	0	1	0	0	3	16	24	18	4	2	1
1200	61	44.2	38.4	0	0	0	0	0	3	3	11	23	18	2	1	0
1300	67	45.1	37.6	0	0	0	0	8	1	2	9	21	19	4	3	0
1400	50	44	36.2	0	0	0	3	1	1	4	12	15	10	3	1	0
1500	121	40.4	28.9	0	0	0	2	27	27	20	14	14	13	4	0	0
1600	57	45.1	37.9	0	0	0	1	4	0	4	11	14	17	3	2	1
1700	45	47.9	40.5	0	0	0	0	1	0	1	9	13	10	10	1	0
1800	41	48.8	44.5	0	0	0	0	0	0	0	0	9	22	6	1	3
1900	32	52.2	43	0	0	0	0	0	0	0	4	12	6	3	7	0
2000	26	46.6	40	0	0	0	0	0	0	2	4	9	6	5	0	0
2100	13	0	43.5	0	0	0	0	0	0	0	1	6	2	2	0	2
2200	14	44.5	37.4	0	0	0	0	0	1	1	4	4	2	2	0	0
2300	6	0	44.3	0	0	0	0	0	0	0	1	0	3	1	1	0
Total	718	45.5	37.6	0	0	0	8	46	35	45	112	201	181	58	22	10

Speed Report

Site Name - ATC Site 6 - Faversham

Direction - Westbound

Grid Ref - 51.34543, 0.96481

11 August 2018

Time	Total	Vpp 85	Mean	Vbin 0 1	Vbin 1 5	Vbin 5 10	Vbin 10 15	Vbin 15 20	Vbin 20 25	Vbin 25 30	Vbin 30 35	Vbin 35 40	Vbin 40 45	Vbin 45 50	Vbin 50 55	Vbin 55 55>
0000	2	0	33.5	0	0	0	0	0	0	0	2	0	0	0	0	0
0100	1	0	48.5	0	0	0	0	0	0	0	0	0	0	1	0	0
0200	0	0	0	0	0	0	0	0	0	0	0	0	0	0	0	0
0300	0	0	0	0	0	0	0	0	0	0	0	0	0	0	0	0
0400	0	0	0	0	0	0	0	0	0	0	0	0	0	0	0	0
0500	2	0	38.5	0	0	0	0	0	0	0	0	2	0	0	0	0
0600	3	0	38.5	0	0	0	0	0	0	0	1	1	1	0	0	0
0700	10	44.3	33	0	0	0	0	3	1	0	1	1	3	1	0	0
0800	25	48.3	39.9	0	0	0	0	2	1	2	0	6	7	6	1	0
0900	45	47.1	39.5	0	0	0	0	2	4	1	5	8	16	8	0	1
1000	61	44.4	36.7	0	0	0	2	5	1	3	10	18	18	3	1	0
1100	95	44.8	38.7	0	0	0	0	2	6	4	9	38	28	6	2	0
1200	101	44.8	39.6	0	0	0	0	0	4	2	8	53	24	7	3	0
1300	97	45.2	39.4	0	0	0	0	3	3	0	12	42	26	8	3	0
1400	112	45	38.8	0	0	0	2	4	2	1	20	42	30	6	2	3
1500	82	43.9	38	0	0	0	0	4	1	4	11	40	16	5	1	0
1600	64	44.7	38.9	0	0	0	2	0	1	0	14	22	20	3	2	0
1700	55	45.8	41	0	0	0	0	2	0	0	5	18	22	6	1	1
1800	36	46.9	41.3	0	0	0	1	0	0	1	3	9	15	6	1	0
1900	24	50.9	42	0	0	0	0	0	0	0	6	6	5	3	4	0
2000	29	46.2	40.2	0	0	0	0	0	2	1	3	9	9	4	0	1
2100	14	48.3	36.7	0	0	0	0	2	2	0	3	1	2	3	0	1
2200	11	52.4	45.3	0	0	0	0	0	0	0	1	2	3	2	3	0
2300	8	0	42.3	0	0	0	0	0	0	0	0	3	4	1	0	0
Total	877	45.6	39.2	0	0	0	7	29	28	19	114	321	249	79	24	7

Speed Report

Site Name - ATC Site 6 - Faversham

Direction - Westbound

Grid Ref - 51.34543, 0.96481

12 August 2018

Time	Total	Vpp 85	Mean	Vbin 0 1	Vbin 1 5	Vbin 5 10	Vbin 10 15	Vbin 15 20	Vbin 20 25	Vbin 25 30	Vbin 30 35	Vbin 35 40	Vbin 40 45	Vbin 45 50	Vbin 50 55	Vbin 55 55>
0000	6	0	47.7	0	0	0	0	0	0	0	0	2	0	2	1	1
0100	3	0	41.8	0	0	0	0	0	0	0	0	1	2	0	0	0
0200	0	0	0	0	0	0	0	0	0	0	0	0	0	0	0	0
0300	2	0	28.5	0	0	0	0	1	0	0	0	1	0	0	0	0
0400	1	0	13.5	0	0	0	1	0	0	0	0	0	0	0	0	0
0500	1	0	33.5	0	0	0	0	0	0	0	1	0	0	0	0	0
0600	2	0	36	0	0	0	0	1	0	0	0	0	0	0	1	0
0700	7	0	34.2	0	0	0	0	1	1	0	1	2	2	0	0	0
0800	8	0	44.1	0	0	0	0	0	0	0	0	1	5	2	0	0
0900	22	45.3	37.6	0	0	0	1	0	3	0	3	6	6	2	1	0
1000	29	47.4	37.6	0	0	0	1	2	2	0	8	3	7	4	1	1
1100	84	44.4	38.1	0	0	0	1	2	5	1	10	39	19	6	1	0
1200	58	44.1	38.8	0	0	1	0	1	0	1	9	27	16	1	2	0
1300	66	44.6	40	0	0	0	0	1	0	0	8	30	23	3	1	0
1400	70	45.7	39.6	0	0	0	0	3	2	2	8	27	18	4	5	1
1500	65	44.5	38.7	0	0	0	2	2	1	0	8	27	21	3	0	1
1600	50	44.3	39.1	0	0	0	1	0	0	1	7	25	12	4	0	0
1700	42	50.2	42.2	0	0	0	1	0	0	1	3	14	12	5	5	1
1800	36	49.1	42.4	0	0	0	0	0	0	1	7	5	14	5	3	1
1900	23	47.1	42.2	0	0	0	0	0	1	0	2	3	12	5	0	0
2000	21	46.9	39.5	0	0	0	1	0	0	0	4	10	2	2	1	1
2100	5	0	39.5	0	0	0	0	0	0	0	1	2	2	0	0	0
2200	0	0	0	0	0	0	0	0	0	0	0	0	0	0	0	0
2300	2	0	38.5	0	0	0	0	0	0	0	1	0	1	0	0	0
Total	603	45.6	39.5	0	0	1	9	14	15	7	81	225	174	48	22	7

Speed Report

Site Name - ATC Site 6 - Faversham

Direction - Westbound

Grid Ref - 51.34543, 0.96481

13 August 2018

Time	Total	Vpp 85	Mean	Vbin 0 1	Vbin 1 5	Vbin 5 10	Vbin 10 15	Vbin 15 20	Vbin 20 25	Vbin 25 30	Vbin 30 35	Vbin 35 40	Vbin 40 45	Vbin 45 50	Vbin 50 55	Vbin 55 55>
0000	2	0	48.5	0	0	0	0	0	0	0	0	0	1	0	1	0
0100	2	0	48.5	0	0	0	0	0	0	0	0	1	0	0	0	1
0200	0	0	0	0	0	0	0	0	0	0	0	0	0	0	0	0
0300	0	0	0	0	0	0	0	0	0	0	0	0	0	0	0	0
0400	0	0	0	0	0	0	0	0	0	0	0	0	0	0	0	0
0500	0	0	0	0	0	0	0	0	0	0	0	0	0	0	0	0
0600	3	0	46.8	0	0	0	0	0	0	0	1	0	0	1	0	1
0700	15	49.8	42.8	0	0	0	0	0	1	0	2	2	5	3	1	1
0800	16	44.4	37.6	0	0	0	0	0	2	0	5	2	6	1	0	0
0900	24	45.3	41.2	0	0	0	0	0	0	0	3	10	8	2	0	1
1000	41	48.4	42.3	0	0	0	0	0	0	0	5	14	12	7	2	1
1100	54	45.2	40.1	0	0	0	0	0	1	1	11	18	17	3	2	1
1200	49	45.3	39.8	0	0	0	0	0	0	1	12	17	13	4	2	0
1300	51	45.8	40.8	0	0	0	1	0	0	3	7	13	19	3	4	1
1400	54	44.6	40.2	0	0	0	0	0	0	0	9	24	17	2	2	0
1500	49	44.4	39.2	0	0	0	1	0	1	0	6	23	15	3	0	0
1600	64	44.9	40.9	0	0	0	0	0	0	2	2	28	28	3	1	0
1700	54	49.6	43	0	0	0	0	0	1	3	4	6	25	9	5	1
1800	38	49.8	42.7	0	0	0	0	1	0	1	4	7	12	9	4	0
1900	32	47.2	42.6	0	0	0	0	0	1	0	1	12	12	3	0	3
2000	22	52	43.7	0	0	0	0	0	0	0	6	0	10	2	1	3
2100	12	50.3	42.7	0	0	0	0	0	0	0	4	0	4	2	2	0
2200	5	0	34.5	0	0	0	1	0	0	0	0	3	1	0	0	0
2300	2	0	43.5	0	0	0	0	0	0	0	0	1	0	1	0	0
Total	589	46.9	41.2	0	0	0	3	1	7	11	82	181	205	58	27	14

Speed Report

Site Name - ATC Site 6 - Faversham

Direction - Westbound

Grid Ref - 51.34543, 0.96481

14 August 2018

Time	Total	Vpp 85	Mean	Vbin 0 1	Vbin 1 5	Vbin 5 10	Vbin 10 15	Vbin 15 20	Vbin 20 25	Vbin 25 30	Vbin 30 35	Vbin 35 40	Vbin 40 45	Vbin 45 50	Vbin 50 55	Vbin 55 55>
0000	0	0	0	0	0	0	0	0	0	0	0	0	0	0	0	0
0100	1	0	18.5	0	0	0	0	1	0	0	0	0	0	0	0	0
0200	1	0	38.5	0	0	0	0	0	0	0	0	1	0	0	0	0
0300	1	0	38.5	0	0	0	0	0	0	0	0	1	0	0	0	0
0400	2	0	33.5	0	0	0	1	0	0	0	0	0	0	0	1	0
0500	5	0	50.5	0	0	0	0	0	0	0	0	0	2	1	0	2
0600	3	0	46.8	0	0	0	0	0	0	0	0	1	0	1	1	0
0700	3	0	46.8	0	0	0	0	0	0	0	0	1	1	0	0	1
0800	19	48.8	41.4	0	0	0	0	1	0	1	2	5	5	3	0	2
0900	33	45.3	40.9	0	0	0	0	0	1	1	3	8	17	2	1	0
1000	52	45.8	40.8	0	0	0	1	0	0	0	11	11	21	6	1	1
1100	50	46	41.7	0	0	0	0	0	0	0	4	22	16	6	0	2
1200	57	48	40.5	0	0	0	1	1	0	2	8	20	14	5	4	2
1300	56	44.7	39.3	0	0	0	2	1	0	0	6	21	23	3	0	0
1400	71	45.3	40.7	0	0	0	0	0	1	2	11	25	24	3	1	4
1500	83	45.3	40.7	0	0	0	0	0	0	0	12	33	29	8	1	0
1600	56	46.9	41.6	0	0	0	1	1	0	1	3	17	23	6	2	2
1700	70	48.8	42.1	0	0	1	0	1	0	0	7	19	21	18	2	1
1800	42	47.5	41.4	0	0	0	0	1	2	0	2	15	14	4	2	2
1900	35	48.3	42.5	0	0	0	0	1	0	0	3	7	15	7	2	0
2000	20	51.6	44	0	0	0	0	0	0	0	2	5	6	3	4	0
2100	7	0	41.4	0	0	0	0	0	0	0	2	1	2	2	0	0
2200	20	43.5	38.8	0	0	0	1	0	0	1	5	5	5	1	2	0
2300	5	0	46.5	0	0	0	0	0	0	0	0	1	2	1	0	1
Total	692	47.2	41.2	0	0	1	7	8	4	8	81	219	240	80	24	20

Speed Report

Site Name - ATC Site 6 - Faversham

Direction - Westbound

Grid Ref - 51.34543, 0.96481

15 August 2018

Time	Total	Vpp 85	Mean	Vbin 0 1	Vbin 1 5	Vbin 5 10	Vbin 10 15	Vbin 15 20	Vbin 20 25	Vbin 25 30	Vbin 30 35	Vbin 35 40	Vbin 40 45	Vbin 45 50	Vbin 50 55	Vbin 55 55>
0000	2	0	43.5	0	0	0	0	0	0	0	1	0	0	0	1	0
0100	1	0	43.5	0	0	0	0	0	0	0	0	0	1	0	0	0
0200	0	0	0	0	0	0	0	0	0	0	0	0	0	0	0	0
0300	0	0	0	0	0	0	0	0	0	0	0	0	0	0	0	0
0400	1	0	8.5	0	0	1	0	0	0	0	0	0	0	0	0	0
0500	2	0	43.5	0	0	0	0	0	0	0	0	1	0	1	0	0
0600	4	0	43.5	0	0	0	0	0	0	0	0	2	1	0	1	0
0700	7	0	44.2	0	0	0	0	0	0	0	1	2	1	2	0	1
0800	22	48.8	42.1	0	0	0	0	0	0	0	5	5	6	4	1	1
0900	30	45.6	39.3	0	0	0	2	0	0	2	2	8	12	3	1	0
1000	47	44.5	39.1	0	0	0	0	0	1	2	9	17	15	2	1	0
1100	54	48	42.5	0	0	0	0	0	0	0	4	20	19	6	4	1
1200	58	46.5	40.2	0	0	0	0	2	1	1	7	20	17	8	1	1
1300	58	45	39.2	0	0	0	1	0	2	0	12	17	21	5	0	0
1400	56	46.1	42.1	0	0	0	0	1	0	0	5	16	25	4	4	1
1500	73	45.4	40.1	0	0	0	0	0	1	1	15	27	20	6	1	2
1600	60	48.2	41.9	0	0	0	1	0	0	2	4	20	20	8	2	3
1700	67	46.4	41.3	0	0	0	0	1	0	2	6	24	23	6	4	1
1800	52	49.7	42.7	0	0	0	0	0	2	1	5	11	15	13	4	1
1900	39	47.4	41.8	0	0	0	0	0	1	2	4	6	18	6	1	1
2000	25	50.7	42.5	0	0	0	0	0	0	2	4	4	6	5	4	0
2100	18	45.5	37.4	0	0	0	2	0	0	1	3	5	4	2	1	0
2200	17	45.8	41.4	0	0	0	0	0	0	1	1	7	5	1	2	0
2300	5	0	38.5	0	0	0	0	0	0	0	2	2	0	1	0	0
Total	698	47.4	41	0	0	1	6	4	8	17	90	214	229	83	33	13

Speed Report

Site Name - ATC Site 6 - Faversham

Direction - Westbound

Grid Ref - 51.34543, 0.96481

16 August 2018

Time	Total	Vpp 85	Mean	Vbin 0 1	Vbin 1 5	Vbin 5 10	Vbin 10 15	Vbin 15 20	Vbin 20 25	Vbin 25 30	Vbin 30 35	Vbin 35 40	Vbin 40 45	Vbin 45 50	Vbin 50 55	Vbin 55 55>
0000	2	0	46	0	0	0	0	0	0	0	0	0	1	1	0	0
0100	2	0	36	0	0	0	0	0	0	0	1	1	0	0	0	0
0200	2	0	33.5	0	0	0	0	0	0	1	0	1	0	0	0	0
0300	0	0	0	0	0	0	0	0	0	0	0	0	0	0	0	0
0400	3	0	38.5	0	0	0	1	0	0	0	0	0	0	1	1	0
0500	2	0	43.5	0	0	0	0	0	0	0	0	1	0	1	0	0
0600	6	0	45.2	0	0	0	0	0	0	0	0	3	0	2	0	1
0700	8	0	42.3	0	0	0	0	0	0	0	1	2	3	2	0	0
0800	26	48	42	0	0	0	0	1	0	1	1	6	11	4	2	0
0900	29	49.7	42.8	0	0	0	0	0	0	2	2	7	8	7	3	0
1000	38	45.8	42.1	0	0	0	0	0	0	1	2	13	16	4	1	1
1100	68	45.4	39.5	0	0	1	2	0	0	2	9	25	21	5	1	2
1200	45	45.4	39.1	0	0	1	0	0	1	1	9	16	11	4	2	0
1300	70	41	28.4	0	0	23	2	0	1	0	9	24	5	5	0	1
1400	45	45.6	40.1	0	0	0	0	1	0	3	5	14	16	5	1	0
1500	58	44.4	38.5	0	0	0	0	0	1	2	15	24	10	6	0	0
1600	49	44.7	40.4	0	0	0	0	0	0	1	7	17	22	1	0	1
1700	50	50.4	41.5	0	0	0	2	1	0	1	6	11	14	8	6	1
1800	53	48.3	41.7	0	0	0	0	0	0	0	10	15	15	10	3	0
1900	25	43	36.9	0	0	0	2	0	1	0	2	13	7	0	0	0
2000	16	51.5	43.2	0	0	0	0	0	0	0	4	4	2	3	1	2
2100	19	45.1	40.1	0	0	0	0	0	0	1	5	4	6	2	1	0
2200	9	0	40.7	0	0	0	0	0	1	0	1	3	2	1	0	1
2300	12	49.4	44.3	0	0	0	0	0	0	0	0	4	3	4	1	0
Total	637	46.9	39.2	0	0	25	9	3	5	16	89	208	173	76	23	10

Speed Report

Site Name - ATC Site 6 - Faversham

Direction - Eastbound

Grid Ref - 51.34543, 0.96481

10 August 2018

Time	Total	Vpp 85	Mean	Vbin 0 1	Vbin 1 5	Vbin 5 10	Vbin 10 15	Vbin 15 20	Vbin 20 25	Vbin 25 30	Vbin 30 35	Vbin 35 40	Vbin 40 45	Vbin 45 50	Vbin 50 55	Vbin 55 55>
0000	0	0	0	0	0	0	0	0	0	0	0	0	0	0	0	0
0100	1	0	48.5	0	0	0	0	0	0	0	0	0	0	1	0	0
0200	1	0	38.5	0	0	0	0	0	0	0	0	1	0	0	0	0
0300	2	0	41	0	0	0	0	0	0	0	1	0	0	1	0	0
0400	0	0	0	0	0	0	0	0	0	0	0	0	0	0	0	0
0500	6	0	46	0	0	0	0	0	0	0	0	1	3	1	0	1
0600	8	0	38.5	0	0	0	1	1	0	0	0	2	1	2	0	1
0700	19	50	44.3	0	0	0	0	1	0	0	1	2	6	7	1	1
0800	30	48.9	42.3	0	0	0	0	1	0	1	4	4	11	7	0	2
0900	46	49.6	41.7	0	0	0	0	2	0	0	6	13	14	5	5	1
1000	57	44.3	37.3	0	0	1	2	2	0	0	14	23	9	4	1	1
1100	50	47.3	40.2	0	0	0	0	0	2	0	12	14	12	8	1	1
1200	54	44.9	40.3	0	0	0	1	0	0	2	2	27	17	3	1	1
1300	36	46.8	40.6	0	0	0	0	0	0	2	8	6	13	7	0	0
1400	55	44.5	38.9	0	0	0	1	0	0	1	14	19	16	3	1	0
1500	27	49.5	42.8	0	0	0	0	0	0	0	3	9	7	5	3	0
1600	37	49	42.7	0	0	0	0	0	0	0	6	8	14	5	3	1
1700	43	50	44.1	0	0	0	0	2	0	0	2	3	21	10	3	2
1800	36	46.1	41.3	0	0	0	0	1	0	0	3	12	14	5	1	0
1900	37	50.1	44	0	0	0	0	0	0	0	3	8	15	6	3	2
2000	48	44.8	32.7	0	0	8	4	0	0	2	6	12	11	4	1	0
2100	19	48.7	43.2	0	0	0	0	0	0	1	1	3	8	5	1	0
2200	17	49.3	42.9	0	0	0	0	0	0	0	2	6	4	3	1	1
2300	8	0	47.3	0	0	0	0	0	0	0	0	2	1	3	1	1
Total	637	48.2	40.7	0	0	9	9	10	2	9	88	175	197	95	27	16

Speed Report

Site Name - ATC Site 6 - Faversham

Direction - Eastbound

Grid Ref - 51.34543, 0.96481

11 August 2018

Time	Total	Vpp 85	Mean	Vbin 0 1	Vbin 1 5	Vbin 5 10	Vbin 10 15	Vbin 15 20	Vbin 20 25	Vbin 25 30	Vbin 30 35	Vbin 35 40	Vbin 40 45	Vbin 45 50	Vbin 50 55	Vbin 55 55>
0000	4	0	47.3	0	0	0	0	0	0	0	0	1	1	1	0	1
0100	0	0	0	0	0	0	0	0	0	0	0	0	0	0	0	0
0200	0	0	0	0	0	0	0	0	0	0	0	0	0	0	0	0
0300	0	0	0	0	0	0	0	0	0	0	0	0	0	0	0	0
0400	0	0	0	0	0	0	0	0	0	0	0	0	0	0	0	0
0500	3	0	43.5	0	0	0	0	0	0	0	0	0	3	0	0	0
0600	9	0	43.5	0	0	0	0	0	0	1	0	1	4	2	1	0
0700	11	54.1	48	0	0	0	0	0	0	0	1	0	3	3	3	1
0800	19	49.7	35.9	0	0	0	1	6	0	0	1	2	2	5	0	2
0900	45	48	38.2	0	0	0	2	2	2	3	6	12	8	7	1	2
1000	70	45.4	37.3	0	0	0	3	5	3	3	8	21	18	6	1	2
1100	98	45.4	39.3	0	0	0	2	2	0	1	23	31	27	7	3	2
1200	71	45.3	37.6	0	0	0	0	6	1	4	15	20	16	7	1	1
1300	78	44.4	38.9	0	0	0	1	2	0	1	14	32	23	3	1	1
1400	93	43.1	38.3	0	0	0	0	2	0	5	15	51	13	5	1	1
1500	100	44.5	38.4	0	0	0	2	0	1	6	24	34	25	4	3	1
1600	104	45.2	37.7	0	0	0	3	5	6	3	15	26	36	9	1	0
1700	83	47.6	41.1	0	0	0	1	1	1	0	7	34	22	13	2	2
1800	67	47.8	39.9	0	0	0	1	2	0	3	14	18	16	7	2	4
1900	49	50.4	43.1	0	0	0	0	0	0	1	7	13	14	7	2	5
2000	45	49.4	41.9	0	0	0	0	2	0	0	4	15	14	4	3	3
2100	25	48.9	44.1	0	0	0	0	0	0	0	1	4	14	3	3	0
2200	17	52.6	45	0	0	0	0	0	0	0	1	5	4	3	3	1
2300	11	49.1	41.2	0	0	0	0	1	0	0	1	3	2	3	1	0
Total	1002	46.5	39.4	0	0	0	16	36	14	31	157	323	265	99	32	29

Speed Report

Site Name - ATC Site 6 - Faversham

Direction - Eastbound

Grid Ref - 51.34543, 0.96481

12 August 2018

Time	Total	Vpp 85	Mean	Vbin 0 1	Vbin 1 5	Vbin 5 10	Vbin 10 15	Vbin 15 20	Vbin 20 25	Vbin 25 30	Vbin 30 35	Vbin 35 40	Vbin 40 45	Vbin 45 50	Vbin 50 55	Vbin 55 55>
0000	5	0	47.5	0	0	0	0	0	0	0	0	0	1	4	0	0
0100	2	0	43.5	0	0	0	0	0	0	0	0	0	2	0	0	0
0200	4	0	34.8	0	0	0	0	0	1	0	1	1	1	0	0	0
0300	2	0	26	0	0	0	1	0	0	0	0	1	0	0	0	0
0400	0	0	0	0	0	0	0	0	0	0	0	0	0	0	0	0
0500	4	0	48.5	0	0	0	0	0	0	0	0	1	1	0	1	1
0600	2	0	36	0	0	0	0	0	1	0	0	0	0	1	0	0
0700	5	0	31.5	0	0	0	0	0	3	0	0	0	2	0	0	0
0800	19	49.3	43.2	0	0	0	0	1	0	0	1	5	6	3	1	2
0900	31	45	37.2	0	0	0	0	3	3	0	4	11	6	2	1	1
1000	55	43.9	38.5	0	0	0	1	1	0	0	15	24	9	1	3	1
1100	78	45.6	38.8	0	0	0	2	4	0	3	10	32	16	6	2	3
1200	85	44.6	37.4	0	0	0	3	0	1	8	22	27	15	6	2	1
1300	97	45.2	39.3	0	0	0	2	0	1	1	22	36	24	6	3	2
1400	84	45.7	39	0	0	0	2	0	1	3	17	31	18	11	0	1
1500	106	43.7	38.4	0	0	0	2	0	0	1	29	42	29	1	1	1
1600	88	46.3	39.2	0	0	0	3	2	0	3	19	26	21	6	4	4
1700	71	45.4	40.6	0	0	0	0	0	1	2	9	24	27	5	3	0
1800	39	47.6	41.3	0	0	0	0	0	1	3	5	8	15	2	3	2
1900	39	46.8	41.4	0	0	0	0	0	0	3	4	11	14	4	1	2
2000	32	48.9	42.4	0	0	0	0	0	0	1	5	7	9	8	1	1
2100	9	0	42.9	0	0	0	0	0	0	0	2	2	2	1	2	0
2200	5	0	48.5	0	0	0	0	0	0	0	1	1	0	0	1	2
2300	1	0	43.5	0	0	0	0	0	0	0	0	0	1	0	0	0
Total	863	45.8	39.4	0	0	0	16	11	13	28	166	290	219	67	29	24

Speed Report

Site Name - ATC Site 6 - Faversham

Direction - Eastbound

Grid Ref - 51.34543, 0.96481

13 August 2018

Time	Total	Vpp 85	Mean	Vbin 0 1	Vbin 1 5	Vbin 5 10	Vbin 10 15	Vbin 15 20	Vbin 20 25	Vbin 25 30	Vbin 30 35	Vbin 35 40	Vbin 40 45	Vbin 45 50	Vbin 50 55	Vbin 55 55>
0000	2	0	36	0	0	0	0	0	0	0	1	1	0	0	0	0
0100	1	0	43.5	0	0	0	0	0	0	0	0	0	1	0	0	0
0200	0	0	0	0	0	0	0	0	0	0	0	0	0	0	0	0
0300	1	0	43.5	0	0	0	0	0	0	0	0	0	1	0	0	0
0400	2	0	41	0	0	0	0	0	0	0	1	0	0	1	0	0
0500	2	0	51	0	0	0	0	0	0	0	0	0	1	0	0	1
0600	7	0	44.2	0	0	0	0	0	0	1	0	2	1	1	1	1
0700	26	49.6	43.3	0	0	0	0	1	0	0	1	5	11	5	3	0
0800	31	50.8	42.9	0	0	1	0	0	2	0	2	4	10	7	3	2
0900	45	51.9	40.1	0	0	0	5	1	0	3	3	6	14	5	4	4
1000	41	44.7	37.9	0	0	0	2	1	0	2	8	14	10	1	3	0
1100	50	44.9	38.3	0	0	0	2	0	0	2	12	19	9	4	1	1
1200	53	45.7	40.2	0	0	0	0	0	0	2	11	17	15	7	0	1
1300	66	45.8	40	0	0	0	0	0	0	0	14	32	10	8	0	2
1400	64	45.2	39.5	0	0	0	0	0	0	4	10	29	13	7	0	1
1500	80	45	38.6	0	0	0	2	0	0	5	17	30	17	7	1	1
1600	67	47	41.5	0	0	0	1	0	0	1	8	19	26	7	5	0
1700	46	50.5	42.8	0	0	0	0	1	0	2	4	9	18	5	4	3
1800	32	52.7	41.8	0	0	0	1	0	0	2	4	11	3	4	5	2
1900	30	52	42.2	0	0	0	1	0	0	0	6	7	6	4	5	1
2000	27	48.5	42.9	0	0	0	0	0	0	1	4	3	12	5	0	2
2100	14	52	44.9	0	0	0	1	0	0	0	0	1	5	4	2	1
2200	10	51	45.5	0	0	0	0	0	0	0	1	2	2	3	1	1
2300	2	0	46	0	0	0	0	0	0	0	1	0	0	0	0	1
Total	699	48.5	40.7	0	0	1	15	4	2	25	108	211	185	85	38	25

Speed Report

Site Name - ATC Site 6 - Faversham

Direction - Eastbound

Grid Ref - 51.34543, 0.96481

14 August 2018

Time	Total	Vpp 85	Mean	Vbin 0 1	Vbin 1 5	Vbin 5 10	Vbin 10 15	Vbin 15 20	Vbin 20 25	Vbin 25 30	Vbin 30 35	Vbin 35 40	Vbin 40 45	Vbin 45 50	Vbin 50 55	Vbin 55 55>
0000	0	0	0	0	0	0	0	0	0	0	0	0	0	0	0	0
0100	0	0	0	0	0	0	0	0	0	0	0	0	0	0	0	0
0200	1	0	48.5	0	0	0	0	0	0	0	0	0	0	1	0	0
0300	4	0	39.8	0	0	1	0	0	0	0	0	0	1	1	0	1
0400	1	0	43.5	0	0	0	0	0	0	0	0	0	1	0	0	0
0500	5	0	40.5	0	0	0	1	0	0	0	0	1	1	1	0	1
0600	8	0	43.5	0	0	0	0	0	0	0	1	2	3	0	2	0
0700	20	0	47	0	0	0	0	2	0	0	1	3	1	3	4	6
0800	43	52.1	44.5	0	0	0	1	0	1	0	2	7	13	11	5	3
0900	40	52.3	42.9	0	0	0	2	1	0	0	2	8	15	5	2	5
1000	64	48.2	40.1	0	0	0	1	2	0	3	7	24	13	9	4	1
1100	50	44.6	38.3	0	0	0	0	1	1	2	13	20	7	3	3	0
1200	55	44.9	38.1	0	0	0	1	1	1	6	6	22	12	4	2	0
1300	68	45.2	38.6	0	0	0	3	1	0	1	11	27	17	8	0	0
1400	84	45.6	39.8	0	0	0	1	2	1	1	14	27	27	9	0	2
1500	108	47.3	40.3	0	0	0	3	1	0	1	17	39	26	16	2	3
1600	77	49.4	41.2	0	0	1	3	0	0	1	7	25	19	13	5	3
1700	65	47.5	39.7	0	0	0	2	1	1	4	11	13	21	6	5	1
1800	59	47.9	43	0	0	0	0	0	1	0	5	11	30	7	3	2
1900	45	50.8	42.7	0	0	0	0	1	0	1	4	12	15	5	5	2
2000	38	48.3	41.3	0	0	0	0	0	1	0	6	14	9	4	3	1
2100	14	48.3	42.4	0	0	0	0	1	0	0	2	0	7	3	0	1
2200	11	0	49.4	0	0	0	0	0	0	0	0	3	1	2	1	4
2300	1	0	53.5	0	0	0	0	0	0	0	0	0	0	0	1	0
Total	861	48.9	40.9	0	0	2	18	14	7	20	109	258	239	111	47	36

Speed Report

Site Name - ATC Site 6 - Faversham

Direction - Eastbound

Grid Ref - 51.34543, 0.96481

15 August 2018

Time	Total	Vpp 85	Mean	Vbin 0 1	Vbin 1 5	Vbin 5 10	Vbin 10 15	Vbin 15 20	Vbin 20 25	Vbin 25 30	Vbin 30 35	Vbin 35 40	Vbin 40 45	Vbin 45 50	Vbin 50 55	Vbin 55 55>
0000	0	0	0	0	0	0	0	0	0	0	0	0	0	0	0	0
0100	2	0	46	0	0	0	0	0	0	0	0	0	1	1	0	0
0200	1	0	18.5	0	0	0	0	1	0	0	0	0	0	0	0	0
0300	2	0	31	0	0	0	1	0	0	0	0	0	0	1	0	0
0400	5	0	35.5	0	0	0	0	1	0	0	2	0	1	1	0	0
0500	5	0	42.5	0	0	0	1	0	0	0	0	0	1	2	0	1
0600	5	0	42.5	0	0	0	0	1	0	0	0	1	1	0	1	1
0700	15	51.4	46.2	0	0	0	0	0	0	0	1	2	3	6	3	0
0800	38	49.4	44.4	0	0	0	0	0	0	0	1	8	14	13	2	0
0900	45	49.8	42.6	0	0	0	1	0	0	1	0	18	14	5	4	2
1000	47	44.4	36.6	0	0	0	2	2	1	3	11	15	8	3	2	0
1100	62	46.1	39.9	0	0	0	1	1	0	3	10	17	20	9	0	1
1200	59	44.8	38.4	0	0	1	2	0	0	2	12	22	14	2	3	1
1300	76	45.1	38.6	0	0	0	1	2	0	6	18	20	21	3	3	2
1400	72	44.3	38.6	0	0	0	0	1	0	7	10	29	21	3	1	0
1500	82	43.9	38.5	0	0	0	0	1	0	1	23	33	19	5	0	0
1600	66	45.8	40.6	0	0	0	0	2	0	2	7	20	25	8	2	0
1700	69	50	41.8	0	0	0	0	1	0	1	10	25	14	9	6	3
1800	57	49.2	41	0	0	0	0	3	2	0	2	22	12	11	5	0
1900	70	49.9	41.9	0	0	0	1	0	2	0	10	19	20	9	6	3
2000	35	45.3	40.6	0	0	0	0	0	0	0	8	10	13	3	0	1
2100	28	50.2	42.1	0	0	0	2	0	0	1	2	7	2	11	2	1
2200	17	49.3	43.8	0	0	0	0	0	0	0	0	6	6	3	2	0
2300	2	0	41	0	0	0	0	0	0	0	0	1	1	0	0	0
Total	860	47.7	40.3	0	0	1	12	16	5	27	127	275	231	108	42	16

Speed Report

Site Name - ATC Site 6 - Faversham

Direction - Eastbound

Grid Ref - 51.34543, 0.96481

16 August 2018

Time	Total	Vpp 85	Mean	Vbin 0 1	Vbin 1 5	Vbin 5 10	Vbin 10 15	Vbin 15 20	Vbin 20 25	Vbin 25 30	Vbin 30 35	Vbin 35 40	Vbin 40 45	Vbin 45 50	Vbin 50 55	Vbin 55 55>
0000	5	0	43.5	0	0	0	0	0	0	0	1	0	2	2	0	0
0100	2	0	41	0	0	0	0	0	0	1	0	0	0	0	1	0
0200	2	0	38.5	0	0	0	0	1	0	0	0	0	0	0	0	1
0300	3	0	33.5	0	0	0	1	0	0	0	0	1	0	1	0	0
0400	1	0	43.5	0	0	0	0	0	0	0	0	0	1	0	0	0
0500	6	0	40.2	0	0	0	1	0	0	0	0	1	3	0	0	1
0600	6	0	44.3	0	0	0	0	0	0	0	0	2	2	1	1	0
0700	16	53.8	46.9	0	0	0	0	0	0	0	0	2	7	3	2	2
0800	35	52.9	45.8	0	0	0	0	1	0	0	1	2	16	7	6	2
0900	42	50.2	41.7	0	0	0	2	0	0	0	5	12	12	5	4	2
1000	42	47.5	40	0	0	0	1	2	0	0	8	10	13	4	3	1
1100	53	46.6	39.6	0	0	0	1	1	0	1	12	17	12	5	3	1
1200	59	45.8	39.9	0	0	0	0	2	0	2	11	16	19	7	2	0
1300	51	50.8	41.6	0	0	0	0	0	0	1	12	17	9	4	3	5
1400	52	45.6	40.5	0	0	0	0	0	0	2	10	15	18	5	1	1
1500	62	46.1	40.4	0	0	0	0	0	0	0	13	27	12	7	1	2
1600	51	48.7	41.3	0	0	0	1	0	0	0	8	18	11	9	3	1
1700	43	54.8	45.5	0	0	0	0	0	0	0	4	10	12	4	8	5
1800	47	50	42.4	0	0	0	1	0	0	2	3	14	13	8	4	2
1900	29	52.9	44.5	0	0	0	0	0	0	1	2	6	10	4	3	3
2000	29	49.2	42.6	0	0	0	0	0	1	0	3	7	10	5	2	1
2100	18	0	45.7	0	0	0	0	0	0	0	2	2	7	3	1	3
2200	5	0	41.5	0	0	0	0	0	0	1	0	1	2	0	1	0
2300	13	0	45.4	0	0	0	0	0	0	0	1	4	3	1	2	2
Total	672	50.1	42	0	0	0	8	7	1	11	96	184	194	85	51	35

85% Report

Site Name - ATC Site 6 - Faversham
Direction - Westbound
Grid Ref - 51.34543, 0.96481

Time	10-Aug-18	11-Aug-18	12-Aug-18	13-Aug-18	14-Aug-18	15-Aug-18	16-Aug-18	Average
0000								0.0
0100								0.0
0200								0.0
0300								0.0
0400								0.0
0500								0.0
0600								0.0
0700		44.3		49.8				47.1
0800	45.4	48.3		44.4	48.8	48.8	48	47.3
0900	45.6	47.1	45.3	45.3	45.3	45.6	49.7	46.3
1000	44.4	44.4	47.4	48.4	45.8	44.5	45.8	45.8
1100	44.9	44.8	44.4	45.2	46	48	45.4	45.5
1200	44.2	44.8	44.1	45.3	48	46.5	45.4	45.5
1300	45.1	45.2	44.6	45.8	44.7	45	41	44.5
1400	44	45	45.7	44.6	45.3	46.1	45.6	45.2
1500	40.4	43.9	44.5	44.4	45.3	45.4	44.4	44.0
1600	45.1	44.7	44.3	44.9	46.9	48.2	44.7	45.5
1700	47.9	45.8	50.2	49.6	48.8	46.4	50.4	48.4
1800	48.8	46.9	49.1	49.8	47.5	49.7	48.3	48.6
1900	52.2	50.9	47.1	47.2	48.3	47.4	43	48.0
2000	46.6	46.2	46.9	52	51.6	50.7	51.5	49.4
2100		48.3		50.3		45.5	45.1	47.3
2200	44.5	52.4			43.5	45.8		46.6
2300							49.4	49.4
Total	45.5	45.6	45.6	46.9	47.2	47.4	46.9	46.4

Site Name - ATC Site 6 - Faversham
Direction - Eastbound
Grid Ref - 51.34543, 0.96481

Time	10-Aug-18	11-Aug-18	12-Aug-18	13-Aug-18	14-Aug-18	15-Aug-18	16-Aug-18	Average
0000								0.0
0100								0.0
0200								0.0
0300								0.0
0400								0.0
0500								0.0
0600								0.0
0700	50	54.1		49.6		51.4	53.8	51.8
0800	48.9	49.7	49.3	50.8	52.1	49.4	52.9	50.4
0900	49.6	48	45	51.9	52.3	49.8	50.2	49.5
1000	44.3	45.4	43.9	44.7	48.2	44.4	47.5	45.5
1100	47.3	45.4	45.6	44.9	44.6	46.1	46.6	45.8
1200	44.9	45.3	44.6	45.7	44.9	44.8	45.8	45.1
1300	46.8	44.4	45.2	45.8	45.2	45.1	50.8	46.2
1400	44.5	43.1	45.7	45.2	45.6	44.3	45.6	44.9
1500	49.5	44.5	43.7	45	47.3	43.9	46.1	45.7
1600	49	45.2	46.3	47	49.4	45.8	48.7	47.3
1700	50	47.6	45.4	50.5	47.5	50	54.8	49.4
1800	46.1	47.8	47.6	52.7	47.9	49.2	50	48.8
1900	50.1	50.4	46.8	52	50.8	49.9	52.9	50.4
2000	44.8	49.4	48.9	48.5	48.3	45.3	49.2	47.8
2100	48.7	48.9		52	48.3	50.2		49.6
2200	49.3	52.6		51		49.3		50.6
2300		49.1						49.1
Total	48.2	46.5	45.8	48.5	48.9	47.7	50.1	48.0

Average Speed Report

Site Name - ATC Site 6 - Faversham
Direction - Westbound
Grid Ref - 51.34543, 0.96481

Time	10-Aug-18	11-Aug-18	12-Aug-18	13-Aug-18	14-Aug-18	15-Aug-18	16-Aug-18	Average
0000	41	33.5	47.7	48.5		43.5	46	43.4
0100	43.5	48.5	41.8	48.5	18.5	43.5	36	40.0
0200					38.5		33.5	36.0
0300	33.5		28.5		38.5			33.5
0400	48.5		13.5		33.5	8.5	38.5	28.5
0500	41.8	38.5	33.5		50.5	43.5	43.5	41.9
0600	37.7	38.5	36	46.8	46.8	43.5	45.2	42.1
0700	39.9	33	34.2	42.8	46.8	44.2	42.3	40.5
0800	41.9	39.9	44.1	37.6	41.4	42.1	42	41.3
0900	41.8	39.5	37.6	41.2	40.9	39.3	42.8	40.4
1000	37.4	36.7	37.6	42.3	40.8	39.1	42.1	39.4
1100	39.2	38.7	38.1	40.1	41.7	42.5	39.5	40.0
1200	38.4	39.6	38.8	39.8	40.5	40.2	39.1	39.5
1300	37.6	39.4	40	40.8	39.3	39.2	28.4	37.8
1400	36.2	38.8	39.6	40.2	40.7	42.1	40.1	39.7
1500	28.9	38	38.7	39.2	40.7	40.1	38.5	37.7
1600	37.9	38.9	39.1	40.9	41.6	41.9	40.4	40.1
1700	40.5	41	42.2	43	42.1	41.3	41.5	41.7
1800	44.5	41.3	42.4	42.7	41.4	42.7	41.7	42.4
1900	43	42	42.2	42.6	42.5	41.8	36.9	41.6
2000	40	40.2	39.5	43.7	44	42.5	43.2	41.9
2100	43.5	36.7	39.5	42.7	41.4	37.4	40.1	40.2
2200	37.4	45.3		34.5	38.8	41.4	40.7	39.7
2300	44.3	42.3	38.5	43.5	46.5	38.5	44.3	42.6
Total	37.6	39.2	39.5	41.2	41.2	41	39.2	39.8

Average Speed Report

Site Name - ATC Site 6 - Faversham
Direction - Eastbound
Grid Ref - 51.34543, 0.96481

Time	10-Aug-18	11-Aug-18	12-Aug-18	13-Aug-18	14-Aug-18	15-Aug-18	16-Aug-18	Average
0000		47.3	47.5	36			43.5	43.6
0100	48.5		43.5	43.5		46	41	44.5
0200	38.5		34.8		48.5	18.5	38.5	35.8
0300	41		26	43.5	39.8	31	33.5	35.8
0400				41	43.5	35.5	43.5	40.9
0500	46	43.5	48.5	51	40.5	42.5	40.2	44.6
0600	38.5	43.5	36	44.2	43.5	42.5	44.3	41.8
0700	44.3	48	31.5	43.3	47	46.2	46.9	43.9
0800	42.3	35.9	43.2	42.9	44.5	44.4	45.8	42.7
0900	41.7	38.2	37.2	40.1	42.9	42.6	41.7	40.6
1000	37.3	37.3	38.5	37.9	40.1	36.6	40	38.2
1100	40.2	39.3	38.8	38.3	38.3	39.9	39.6	39.2
1200	40.3	37.6	37.4	40.2	38.1	38.4	39.9	38.8
1300	40.6	38.9	39.3	40	38.6	38.6	41.6	39.7
1400	38.9	38.3	39	39.5	39.8	38.6	40.5	39.2
1500	42.8	38.4	38.4	38.6	40.3	38.5	40.4	39.6
1600	42.7	37.7	39.2	41.5	41.2	40.6	41.3	40.6
1700	44.1	41.1	40.6	42.8	39.7	41.8	45.5	42.2
1800	41.3	39.9	41.3	41.8	43	41	42.4	41.5
1900	44	43.1	41.4	42.2	42.7	41.9	44.5	42.8
2000	32.7	41.9	42.4	42.9	41.3	40.6	42.6	40.6
2100	43.2	44.1	42.9	44.9	42.4	42.1	45.7	43.6
2200	42.9	45	48.5	45.5	49.4	43.8	41.5	45.2
2300	47.3	41.2	43.5	46	53.5	41	45.4	45.4
Total	40.7	39.4	39.4	40.7	40.9	40.3	42	40.5

Footmark

Globals

Report Id	CustomList-30
Descriptor	Footmark
Created by	MetroCount Traffic Executive
Creation Time (UTC)	2018-10-19T10:20:07
Legal	Copyright (c)1997 - 2016 MetroCount
Graphic	
Language	English
Country	United Kingdom
Time	UTC + 60 min
Create Version	5.0.2.0
Metric	Part metric
Speed Unit	mph
Length Unit	metre
Mass Unit	tonne

Dataset

Site Name	Whitstable
Site Attribute	1
File Name	C:\Users\dacoo\Documents\MetroCount\MTE 5.02\Data\Whitstable 0 2018-10-19 0900.EC0
File Type	Plus
Algorithm	Factory default axle
Description	Faversham
Lane	0
Direction	6
Direction Text	6 - West bound A]B, East bound B]A.
Layout Text	Axle sensors - Paired (Class/Speed/Count)
Setup Time	2018-10-10T22:15:44
Start Time	2018-10-10T22:15:44
Finish Time	2018-10-19T09:00:44
Operator	ZAP
Configuration	40 MC5600 00 00 00 00 00 ? KB52Y5PC MC56-L5 [MC55] (c)Microcom 19Oct04

Profile

Name	Default Profile
Title	ATC Report
Graphic Logo	
Header	
Footer	
Percentile 1	85
Percentile 2	95
Pace	10
Filter Start	2018-10-11T00:00:00
Filter End	2018-10-18T00:00:00
Class Scheme	ARX Cycle
	F Cls(1-13) Dir(W) Sp(0,140) Headway(J)0 Span(0 - 100) Lane(0-16)
Low Speed	0
High Speed	140
Posted Limit	60
Speed Limits	60 60 60 60 60 60 60 60 60 60
Separation	0.000
Separation Type	Headway
Direction	West
Encoded Direction	8

Footmark

Column

Time	24-hour time (0000 - 2359)
Total	Number in time step
Drop --00	15-minute drops (Hour steps only)
Drop --15	15-minute drops (Hour steps only)
Drop --30	15-minute drops (Hour steps only)
Drop --45	15-minute drops (Hour steps only)
Cls 1	Class totals
Cls 2	Class totals
Cls 3	Class totals
Cls 4	Class totals
Cls 5	Class totals
Cls 6	Class totals
Cls 7	Class totals
Cls 8	Class totals
Cls 9	Class totals
Cls 10	Class totals
Cls 11	Class totals
Cls 12	Class totals
Cls 13	Class totals
CI% 1	Class percentages
CI% 2	Class percentages
CI% 3	Class percentages
CI% 4	Class percentages
CI% 5	Class percentages
CI% 6	Class percentages
CI% 7	Class percentages
CI% 8	Class percentages
CI% 9	Class percentages
CI% 10	Class percentages
CI% 11	Class percentages
CI% 12	Class percentages
CI% 13	Class percentages
Vbin 0 10	Speed bin totals
Vbin 10 15	Speed bin totals
Vbin 15 20	Speed bin totals
Vbin 20 25	Speed bin totals
Vbin 25 30	Speed bin totals
Vbin 30 35	Speed bin totals
Vbin 35 40	Speed bin totals
Vbin 40 45	Speed bin totals
Vbin 45 50	Speed bin totals
Vbin 50 55	Speed bin totals
Vbin 55 60	Speed bin totals
Vbin 60 65	Speed bin totals
Vbin 65 140	Speed bin totals
Vb% 0 10	Speed bin percentages
Vb% 10 15	Speed bin percentages
Vb% 15 20	Speed bin percentages
Vb% 20 25	Speed bin percentages
Vb% 25 30	Speed bin percentages
Vb% 30 35	Speed bin percentages
Vb% 35 40	Speed bin percentages
Vb% 40 45	Speed bin percentages
Vb% 45 50	Speed bin percentages
Vb% 50 55	Speed bin percentages
Vb% 55 60	Speed bin percentages
Vb% 60 65	Speed bin percentages
Vb% 65 140	Speed bin percentages
JPSL 60	Number exceeding Posted Speed Limit
JPSL% 60	Percent exceeding Posted Speed Limit
Vpp 85	Percentile speed
Mean	Average speed
SD	Standard Deviation

Footmark Surveys

Report Id - Faversham ATC Survey
Site Name - 1, Whitstable Road west of Head Hill Road
Date - 12 October 2018
Direction - West

Table with columns: Time, Hourly Totals, 15 Minute Bin Drops, Number Vehicle Classes ARX Scheme, Percentage Vehicle classes ARX Scheme, Vehicle Speed, Vehicle Speed Percentages, Speed Limit. Contains detailed traffic survey data for various time intervals.

Footmark Surveys

Report Id - Faversham ATC Survey
 Site Name - 1. Whitstable Road west of Head Hill Road
 Virtual Week
 Direction - West

Time	Hourly Totals	15 Minute Bin Drops				Number Vehicle Classes ARX Scheme														Percentage Vehicle classes ARX Scheme														Vehicle Speed														Vehicle Speed Percentages														Speed Limit		P-Title 85%	Avg Speed	Std Dev
		00-15	15-30	30-45	45-00	Cycles	Motor Cycle	Car or Van	Car or Van Towing	2 Axle Van or Lorry	3 Axle Rigid	4 Axle Rigid	3 Axle Artic	4 Axle Artic	5 Axle Artic	6 Axle Artic	B Double	Double Road Train	Cycles	Motor Cycle	Car or Van	Car or Van Towing	2 Axle Van or Lorry	3 Axle Rigid	4 Axle Rigid	3 Axle Artic	4 Axle Artic	5 Axle Artic	6 Axle Artic	B Double	Double Road Train	MPH 0	MPH 10	MPH 15	MPH 20	MPH 25	MPH 30	MPH 35	MPH 40	MPH 45	MPH 50	MPH 55	MPH 60	MPH 65	MPH 140	MPH% 0	MPH% 10	MPH% 15	MPH% 20	MPH% 25	MPH% 30	MPH% 35	MPH% 40	MPH% 45	MPH% 50	MPH% 55	MPH% 60	MPH% 65	MPH% 140	>PSL 60	>PSL 60					
																MPH 0	MPH 10	MPH 15	MPH 20	MPH 25	MPH 30	MPH 35	MPH 40	MPH 45	MPH 50	MPH 55	MPH 60	MPH 65	MPH 140	MPH% 0	MPH% 10	MPH% 15	MPH% 20	MPH% 25	MPH% 30	MPH% 35	MPH% 40	MPH% 45	MPH% 50	MPH% 55	MPH% 60	MPH% 65	MPH% 140	>PSL 60	>PSL 60																					
Mon	2386	577	603	587	619	16	12	2165	12	180	5	5	0	5	6	0	0	0.671	0.503	90.74	0.503	6.706	0.21	0.21	0	0.21	0.251	0	0	0	0	3	21	15	51	373	930	738	197	44	5	4	5	0	0.126	0.88	0.629	2.137	15.63	38.98	30.93	8.256	1.844	0.21	0.168	0.21	9	0.377	43.8	39	5.6					
Tue	2962	677	787	731	767	20	30	2692	19	198	8	8	0	3	3	0	0	0.675	1.013	90.55	0.841	6.28	0.27	0.27	0	0.101	0.101	0	0	1	5	27	29	102	542	1889	844	255	45	15	5	3	0.034	0.169	0.912	0.979	3.444	18.3	36.77	28.49	8.609	1.519	0.506	0.169	0.101	8	0.27	44	38.5	6						
Wed	2782	670	732	682	698	19	19	2528	16	184	3	10	0	0	2	1	0	0.683	0.683	90.87	0.575	6.614	0.108	0.359	0	0	0.072	0.036	0	0	1	8	24	13	110	475	1059	806	219	48	14	4	1	0.036	0.288	0.863	0.467	3.954	17.07	38.07	28.97	7.872	1.725	0.503	0.144	0.036	5	0.18	43.7	38.6	5.8					
Thu	2692	646	668	662	716	30	15	2428	19	178	9	4	0	3	4	1	0	1.114	0.557	90.19	0.706	6.612	0.334	0.149	0	0.111	0.149	0.037	0	0.037	0	2	27	29	84	424	1018	773	247	62	21	3	2	0	0.074	1.003	1.077	3.12	15.75	37.82	28.71	9.175	2.303	0.78	0.111	0.074	5	0.186	44.3	39	6					
Fri	2708	642	642	688	736	15	16	2470	14	181	3	2	0	5	2	0	0	0.554	0.591	91.21	0.517	6.684	0.111	0.074	0	0.185	0.074	0	0	0	1	6	17	24	53	424	1021	807	255	68	22	5	5	0.037	0.222	0.628	0.886	1.957	15.66	37.7	29.8	9.417	2.511	0.812	0.185	0.185	10	0.369	44.5	39.3	6					
Sat	2129	550	564	516	499	35	36	1964	10	76	1	3	1	0	0	1	1	1.644	1.691	92.25	0.47	3.57	0.047	0.141	0.047	0	0	0.047	0.047	0	5	23	23	58	335	786	619	201	56	15	3	5	0	0.235	1.08	1.08	2.724	15.74	36.92	29.07	9.441	2.63	0.705	0.141	0.235	8	0.376	44.7	39.1	6.3						
Sun	1614	412	394	392	416	26	18	1516	4	44	0	2	0	1	2	0	0	1.611	1.115	93.93	0.248	2.726	0	0.124	0	0.062	0.124	0	0	0.062	0	1	16	15	32	287	647	435	129	38	11	2	1	0	0.062	0.991	0.929	1.983	17.78	40.09	26.95	7.993	2.354	0.682	0.124	0.062	3	0.186	44.1	38.8	5.8					
--	17273	4174	4390	4258	4451	161	146	15753	94	1009	29	34	1	17	19	6	1	3	0.932	0.845	91.2	0.544	5.841	0.168	0.197	0.006	0.098	0.11	0.035	0.006	0.017	3	30	155	148	490	2860	6550	5022	1503	361	103	26	22	0.017	0.174	0.897	0.857	2.837	16.56	37.92	29.07	8.701	2.09	0.596	0.151	0.127	48	0.278	44.2	38.9	6				

	Total	HGV	% HGV													
AAWT	20	18	2455	16	178	6	6	0	3	3	1	0	0	2686	197	0.0733
AAWT	23	21	2250	13	144	4	5	0	2	3	1	0	0	2445	160	0.0654

Footmark Surveys

Report Id - Faversham ATC Survey
 Site Name - 1. Whitstable Road west of Head Hill Road
 Grand Total
 Direction - West

Time	Hourly Totals	15 Minute Bin Drops				Number Vehicle Classes ARX Scheme														Percentage Vehicle classes ARX Scheme														Vehicle Speed														Vehicle Speed Percentages														Speed Limit		P-Title 85%	Avg Speed	Std Dev
		00-15	15-30	30-45	45-00	Cycles	Motor Cycle	Car or Van	Car or Van Towing	2 Axle Van or Lorry	3 Axle Rigid	4 Axle Rigid	3 Axle Artic	4 Axle Artic	5 Axle Artic	6 Axle Artic	B Double	Double Road Train	Cycles	Motor Cycle	Car or Van	Car or Van Towing	2 Axle Van or Lorry	3 Axle Rigid	4 Axle Rigid	3 Axle Artic	4 Axle Artic	5 Axle Artic	6 Axle Artic	B Double	Double Road Train	MPH 0	MPH 10	MPH 15	MPH 20	MPH 25	MPH 30	MPH 35	MPH 40	MPH 45	MPH 50	MPH 55	MPH 60	MPH 65	MPH 140	MPH% 0	MPH% 10	MPH% 15	MPH% 20	MPH% 25	MPH% 30	MPH% 35	MPH% 40	MPH% 45	MPH% 50	MPH% 55	MPH% 60	MPH% 65	MPH% 140	>PSL 60	>PSL 60					
--	17273	4174	4390	4258	4451	161	146	15753	94	1009	29	34	1	17	19	6	1	3	0.932	0.845	91.2	0.544	5.841	0.168	0.197	0.006	0.098	0.11	0.035	0.006	0.017	3	30	155	148	490	2860	6550	5022	1503	361	103	26	22	0.017	0.174	0.897	0.857	2.837	16.56	37.92	29.07	8.701	2.09	0.596	0.151	0.127	48	0.278	44.2	38.9	6				

Footmark

Globals

Report Id CustomList-30
Descriptor Footmark
Created by MetroCount Traffic Executive
Creation Time (UTC) 2018-10-19T10:11:37
Legal Copyright (c)1997 - 2016 MetroCount
Graphic
Language English
Country United Kingdom
Time UTC + 60 min
Create Version 5.0.2.0
Metric Part metric
Speed Unit mph
Length Unit metre
Mass Unit tonne

Dataset

Site Name Whitstable
Site Attribute 1
File Name C:\Users\dacoo\Documents\MetroCount\MTE 5.02\Data\Whitstable 0 2018-10-19 0900.EC0
File Type Plus
Algorithm Factory default axle
Description Faversham
Lane 0
Direction 6
Direction Text 6 - West bound A]B, East bound B]A.
Layout Text Axle sensors - Paired (Class/Speed/Count)
Setup Time 2018-10-10T22:15:44
Start Time 2018-10-10T22:15:44
Finish Time 2018-10-19T09:00:44
Operator ZAP
Configuration 40 MC5600 00 00 00 00 00 ? KB52Y5PC MC56-L5 [MC55] (c)Microcom 19Oct04

Profile

Name Default Profile
Title ATC Report
Graphic Logo
Header
Footer
Percentile 1 85
Percentile 2 95
Pace 10
Filter Start 2018-10-11T00:00:00
Filter End 2018-10-18T00:00:00
Class Scheme ARX Cycle
F Cls(1-13) Dir(E) Sp(0,140) Headway(I) Span(0 - 100) Lane(0-16)
Low Speed 0
High Speed 140
Posted Limit 60
Speed Limits 60 60 60 60 60 60 60 60 60
Separation 0.000
Separation Type Headway
Direction East
Encoded Direction 2

Footmark

Column

Time	24-hour time (0000 - 2359)
Total	Number in time step
Drop --00	15-minute drops (Hour steps only)
Drop --15	15-minute drops (Hour steps only)
Drop --30	15-minute drops (Hour steps only)
Drop --45	15-minute drops (Hour steps only)
Cls 1	Class totals
Cls 2	Class totals
Cls 3	Class totals
Cls 4	Class totals
Cls 5	Class totals
Cls 6	Class totals
Cls 7	Class totals
Cls 8	Class totals
Cls 9	Class totals
Cls 10	Class totals
Cls 11	Class totals
Cls 12	Class totals
Cls 13	Class totals
CI% 1	Class percentages
CI% 2	Class percentages
CI% 3	Class percentages
CI% 4	Class percentages
CI% 5	Class percentages
CI% 6	Class percentages
CI% 7	Class percentages
CI% 8	Class percentages
CI% 9	Class percentages
CI% 10	Class percentages
CI% 11	Class percentages
CI% 12	Class percentages
CI% 13	Class percentages
Vbin 0 10	Speed bin totals
Vbin 10 15	Speed bin totals
Vbin 15 20	Speed bin totals
Vbin 20 25	Speed bin totals
Vbin 25 30	Speed bin totals
Vbin 30 35	Speed bin totals
Vbin 35 40	Speed bin totals
Vbin 40 45	Speed bin totals
Vbin 45 50	Speed bin totals
Vbin 50 55	Speed bin totals
Vbin 55 60	Speed bin totals
Vbin 60 65	Speed bin totals
Vbin 65 140	Speed bin totals
Vb% 0 10	Speed bin percentages
Vb% 10 15	Speed bin percentages
Vb% 15 20	Speed bin percentages
Vb% 20 25	Speed bin percentages
Vb% 25 30	Speed bin percentages
Vb% 30 35	Speed bin percentages
Vb% 35 40	Speed bin percentages
Vb% 40 45	Speed bin percentages
Vb% 45 50	Speed bin percentages
Vb% 50 55	Speed bin percentages
Vb% 55 60	Speed bin percentages
Vb% 60 65	Speed bin percentages
Vb% 65 140	Speed bin percentages
JPSL 60	Number exceeding Posted Speed Limit
JPSL% 60	Percent exceeding Posted Speed Limit
Vpp 85	Percentile speed
Mean	Average speed
SD	Standard Deviation

Footmark Surveys

Report Id - Faversham ATC Survey
Site Name - 1, Whitstable Road west of Head Hill Road
Date - 14 October 2018
Direction - East

Table with 58 columns: Time, Hourly Totals, 15 Minute Bin Drops (00-15, 15-30, 30-45, 45-00), Number Vehicle Classes ARX Scheme (Cycles, Motor Cycle, Car or Van, etc.), Percentage Vehicle classes ARX Scheme, Vehicle Speed (MPH, MPH%), Vehicle Speed Percentages, and Speed Limit. The table contains multiple rows of data for different times of day, with a summary row at the bottom.

Footmark Surveys

Report Id - Faversham ATC Survey
Site Name - 1. Whitstable Road west of Head Hill Road
Virtual Day
Direction - East

Table with columns for 15 Minute Bin Drops, Number Vehicle Classes ARX Scheme, Percentage Vehicle classes ARX Scheme, Vehicle Speed, Vehicle Speed Percentages, and Speed Limit. The table contains multiple rows of data for different time intervals (e.g., 0000, 0100, 0200, etc.) and various vehicle types and speed metrics.

Footmark Surveys

Report Id - Faversham ATC Survey
 Site Name - 1. Whitstable Road west of Head Hill Road
 Virtual Week
 Direction - East

Time	Hourly Totals	15 Minute Bin Drops				Number Vehicle Classes ARX Scheme																Percentage Vehicle classes ARX Scheme																Vehicle Speed																Vehicle Speed Percentages																Speed Limit		P-Title 85%	Avg Speed	Std Dev
		00-15	15-30	30-45	45-00	Cycles	Motor Cycle	Car or Van	Car or Van Towing	2 Axle Van or Lorry	3 Axle Rigid	4 Axle Rigid	3 Axle Artic	4 Axle Artic	5 Axle Artic	6 Axle Artic	B Double	Double Road Train	Cycles	Motor Cycle	Car or Van	Car or Van Towing	2 Axle Van or Lorry	3 Axle Rigid	4 Axle Rigid	3 Axle Artic	4 Axle Artic	5 Axle Artic	6 Axle Artic	B Double	Double Road Train	MPH 0	MPH 10	MPH 15	MPH 20	MPH 25	MPH 30	MPH 35	MPH 40	MPH 45	MPH 50	MPH 55	MPH 60	MPH 65	MPH 140	MPH% 0	MPH% 10	MPH% 15	MPH% 20	MPH% 25	MPH% 30	MPH% 35	MPH% 40	MPH% 45	MPH% 50	MPH% 55	MPH% 60	MPH% 65	MPH% 140	>PSL 60	>PSL 60													
Mon	2996	758	716	785	737	16	12	2698	9	251	5	5	1	3	4	2	0	0	0.534	0.401	89.72	0.3	8.378	0.167	0.167	0.033	0.1	0.134	0.067	0	0	3	9	9	20	64	132	591	1056	729	259	96	20	8	0.1	0.3	0.3	0.668	2.136	4.406	19.73	35.25	24.33	6.645	3.204	0.668	0.267	28	0.935	49.3	43.2	6.9												
Tue	3498	888	909	890	811	24	21	3147	9	274	6	7	0	4	3	3	0	0	0.696	0.6	89.97	0.257	7.833	0.172	0.2	0	0.114	0.086	0.086	0	0	3	26	18	41	129	284	734	1143	758	254	89	15	4	0.086	0.743	0.515	1.172	3.688	8.119	20.98	32.68	21.67	7.281	2.544	0.429	0.114	19	0.543	48.6	41.8	7.5												
Wed	3650	909	892	908	941	20	26	3267	10	303	9	5	3	5	2	0	0	0	0.548	0.712	89.51	0.274	8.301	0.247	0.137	0.082	0.137	0.055	0	0	7	20	17	39	79	212	764	1275	821	293	98	17	8	0.192	0.548	0.466	1.068	2.164	5.808	20.93	34.93	22.49	8.027	2.685	0.466	0.219	25	0.685	48.9	42.5	7.2													
Thu	3212	801	763	831	817	27	18	2894	15	234	8	4	1	3	4	4	0	0	0.841	0.56	90.1	0.467	7.285	0.249	0.125	0.031	0.093	0.125	0.125	0	0	9	20	12	38	87	253	780	1059	623	244	69	12	6	0.28	0.623	0.374	1.183	2.709	7.877	24.28	32.97	19.4	7.597	2.148	0.374	0.187	18	0.56	48.4	41.7	7.3												
Fri	3182	801	763	838	780	18	23	2846	8	278	1	2	1	2	2	1	0	0	0.566	0.723	89.44	0.251	8.737	0.031	0.063	0.031	0.063	0.063	0.031	0	0	6	11	6	23	71	180	686	1071	732	273	81	32	10	0.189	0.346	0.189	0.723	2.231	5.657	21.56	33.66	23	8.58	2.546	1.006	0.314	42	1.32	49.2	42.8	7.1												
Sat	2324	564	599	591	570	38	28	2137	9	105	2	0	0	2	2	1	0	0	1.635	1.205	91.95	0.387	4.518	0.086	0	0	0.086	0.086	0.043	0	0	8	27	18	11	38	129	530	754	491	202	72	24	20	0.344	1.162	0.775	0.473	1.635	5.551	22.81	32.44	21.13	8.692	3.098	1.033	0.861	44	1.893	49.6	42.7	8.1												
Sun	1799	452	421	481	445	30	16	1677	2	62	0	5	2	1	4	0	0	0	1.668	0.889	93.22	0.111	3.446	0	0.278	0.111	0.056	0.222	0	0	2	22	14	6	22	106	364	592	403	176	63	19	10	0.111	1.223	0.778	0.334	1.223	5.892	20.23	32.91	22.4	9.783	3.502	1.056	0.556	29	1.612	50	43.1	7.9													
--	20661	5173	5063	5324	5101	173	144	18656	62	1507	31	28	8	20	21	11	0	0	0.837	0.697	90.3	0.3	7.294	0.15	0.136	0.039	0.097	0.102	0.053	0	0	38	135	94	178	490	1296	4449	6950	4557	1701	568	139	66	0.184	0.653	0.455	0.862	2.372	6.273	21.53	33.64	22.06	8.233	2.749	0.673	0.319	205	0.992	49	42.5	7.4												


	Total	HGV	% HGV													
AAWT	21	20	2968	10	268	6	5	1	3	3	2	0	0	3287	288	9%
AADT	25	21	2665	9	215	4	4	1	3	3	2	0	0	2927	232	8%

Footmark Surveys

Report Id - Faversham ATC Survey
 Site Name - 1. Whitstable Road west of Head Hill Road
 Grand Total
 Direction - East

Time	Hourly Totals	15 Minute Bin Drops				Number Vehicle Classes ARX Scheme														Percentage Vehicle classes ARX Scheme														Vehicle Speed														Vehicle Speed Percentages														Speed Limit		P-Title 85%	Avg Speed	Std Dev
		00-15	15-30	30-45	45-00	Cycles	Motor Cycle	Car or Van	Car or Van Towing	2 Axle Van or Lorry	3 Axle Rigid	4 Axle Rigid	3 Axle Artic	4 Axle Artic	5 Axle Artic	6 Axle Artic	B Double	Double Road Train	Cycles	Motor Cycle	Car or Van	Car or Van Towing	2 Axle Van or Lorry	3 Axle Rigid	4 Axle Rigid	3 Axle Artic	4 Axle Artic	5 Axle Artic	6 Axle Artic	B Double	Double Road Train	MPH 0	MPH 10	MPH 15	MPH 20	MPH 25	MPH 30	MPH 35	MPH 40	MPH 45	MPH 50	MPH 55	MPH 60	MPH 65	MPH 140	MPH% 0	MPH% 10	MPH% 15	MPH% 20	MPH% 25	MPH% 30	MPH% 35	MPH% 40	MPH% 45	MPH% 50	MPH% 55	MPH% 60	MPH% 65	MPH% 140	>PSL 60	>PSL 60					
--	20661	5173	5063	5324	5101	173	144	18656	62	1507	31	28	8	20	21	11	0	0	0.837	0.697	90.3	0.3	7.294	0.15	0.136	0.039	0.097	0.102	0.053	0	0	38	135	94	178	490	1296	4449	6950	4557	1701	568	139	66	0.184	0.653	0.485	0.862	2.372	6.273	21.53	33.64	22.06	8.233	2.749	0.673	0.319	205	0.992	49	42.5	7.4				



	ATC Site 8 - Stable Street Road Radar Speed Survey	August 2018
---	---	-------------

Volume Reports

Site Name - ATC Site 8 - Stable Street Road

Direction - Northbound

Grid Ref - 51.30828, 0.93581

Time	10-Aug-18	11-Aug-18	12-Aug-18	13-Aug-18	14-Aug-18	15-Aug-18	16-Aug-18	5 Day Total	5 Day Average	7 Day Total	7 Day Average
0000	2	7	10	0	0	1	2	5	1	22	3
0100	3	4	4	1	0	4	5	13	3	21	3
0200	5	2	4	1	7	3	3	19	4	25	4
0300	6	1	0	2	2	3	6	19	4	20	3
0400	4	7	4	2	1	6	3	16	3	27	4
0500	9	7	13	13	14	14	16	66	13	86	12
0600	28	13	11	19	21	34	20	122	24	146	21
0700	101	26	10	113	89	88	94	485	97	521	74
0800	90	47	15	93	97	97	104	481	96	543	78
0900	56	95	83	46	55	76	98	331	66	509	73
1000	76	71	73	58	61	57	89	341	68	485	69
1100	62	89	71	63	63	64	58	310	62	470	67
1200	76	64	57	53	69	69	61	328	66	449	64
1300	73	90	56	80	42	63	60	318	64	464	66
1400	54	52	53	67	45	66	47	279	56	384	55
1500	45	72	54	78	55	62	61	301	60	427	61
1600	53	70	45	114	112	98	109	486	97	601	86
1700	96	59	37	112	142	120	109	579	116	675	96
1800	55	56	36	67	74	69	64	329	66	421	60
1900	54	30	25	42	33	59	43	231	46	286	41
2000	43	20	21	27	22	43	27	162	32	203	29
2100	36	25	10	17	16	47	24	140	28	175	25
2200	14	55	6	10	14	30	11	79	16	140	20
2300	21	19	4	10	13	9	10	63	13	86	12
Total	1062	981	702	1088	1047	1182	1124	5503	1101	7186	1027

Volume Reports

Site Name - ATC Site 8 - Stable Street Road

Direction - Southbound

Grid Ref - 51.30828, 0.93581

Time	10-Aug-18	11-Aug-18	12-Aug-18	13-Aug-18	14-Aug-18	15-Aug-18	16-Aug-18	5 Day Total	5 Day Average	7 Day Total	7 Day Average
0000	5	18	25	9	7	5	6	32	6	75	11
0100	4	16	10	6	5	10	7	32	6	58	8
0200	3	4	9	1	3	5	6	18	4	31	4
0300	5	3	3	2	5	4	3	19	4	25	4
0400	7	6	6	4	6	9	5	31	6	43	6
0500	13	13	9	19	16	18	24	90	18	112	16
0600	33	15	5	31	27	30	31	152	30	172	25
0700	116	37	15	111	106	120	117	570	114	622	89
0800	193	89	31	165	190	187	197	932	186	1052	150
0900	117	99	60	114	120	131	131	613	123	772	110
1000	127	159	95	112	118	105	145	607	121	861	123
1100	130	147	104	106	135	115	104	590	118	841	120
1200	131	135	117	128	116	126	124	625	125	877	125
1300	145	115	109	119	117	132	125	638	128	862	123
1400	129	126	113	117	129	123	121	619	124	858	123
1500	97	110	106	130	138	161	132	658	132	874	125
1600	90	105	103	179	174	213	170	826	165	1034	148
1700	196	126	94	224	217	257	214	1108	222	1328	190
1800	113	102	72	92	139	138	122	604	121	778	111
1900	84	92	59	93	101	108	98	484	97	635	91
2000	57	59	36	44	45	60	67	273	55	368	53
2100	58	45	33	42	38	49	51	238	48	316	45
2200	39	43	20	22	23	39	29	152	30	215	31
2300	44	50	13	15	14	14	25	112	22	175	25
Total	1936	1714	1247	1885	1989	2159	2054	10023	2005	12984	1855

Class Report

Site Name - ATC Site 8 - Stable Street Road
Direction - Northbound
Grid Ref - 51.30828, 0.93581

10 August 2018

Time	Total	Bin 1 <=5.2m	Bin 2 5.2-6.5	Bin 3 6.5-11.5	Bin 4 >11.5
0000	2	2	0	0	0
0100	3	2	0	0	1
0200	5	2	2	1	0
0300	6	1	1	3	1
0400	4	4	0	0	0
0500	9	5	3	0	1
0600	28	19	6	2	1
0700	101	87	10	4	0
0800	90	72	7	9	2
0900	56	46	9	1	0
1000	76	64	6	5	1
1100	62	48	7	5	2
1200	76	67	3	3	3
1300	73	61	8	3	1
1400	54	41	7	3	3
1500	45	39	1	3	2
1600	53	45	6	1	1
1700	96	86	6	3	1
1800	55	51	1	0	3
1900	54	49	2	2	1
2000	43	38	3	2	0
2100	36	31	3	1	1
2200	14	11	0	2	1
2300	21	20	1	0	0
Total	1062	891	92	53	26

Class Report

Site Name - ATC Site 8 - Stable Street Road
Direction - Northbound
Grid Ref - 51.30828, 0.93581

11 August 2018

Time	Total	Bin 1 <=5.2m	Bin 2 5.2-6.5	Bin 3 6.5-11.5	Bin 4 >11.5
0000	7	7	0	0	0
0100	4	2	2	0	0
0200	2	0	0	1	1
0300	1	0	0	0	1
0400	7	4	0	0	3
0500	7	6	1	0	0
0600	13	8	4	1	0
0700	26	14	8	4	0
0800	47	37	9	0	1
0900	95	85	8	1	1
1000	71	61	5	4	1
1100	89	81	5	3	0
1200	64	56	4	3	1
1300	90	81	5	1	3
1400	52	49	2	1	0
1500	72	58	10	3	1
1600	70	63	3	4	0
1700	59	50	4	5	0
1800	56	49	4	3	0
1900	30	24	2	2	2
2000	20	20	0	0	0
2100	25	21	3	1	0
2200	55	37	7	6	5
2300	19	15	3	1	0
Total	981	828	89	44	20

Class Report

Site Name - ATC Site 8 - Stable Street Road
Direction - Northbound
Grid Ref - 51.30828, 0.93581

12 August 2018

Time	Total	Bin 1 <=5.2m	Bin 2 5.2-6.5	Bin 3 6.5-11.5	Bin 4 >11.5
0000	10	7	1	2	0
0100	4	2	0	1	1
0200	4	3	1	0	0
0300	0	0	0	0	0
0400	4	3	0	1	0
0500	13	12	1	0	0
0600	11	11	0	0	0
0700	10	10	0	0	0
0800	15	14	1	0	0
0900	83	77	5	1	0
1000	73	68	2	2	1
1100	71	55	9	5	2
1200	57	49	8	0	0
1300	56	51	5	0	0
1400	53	48	2	2	1
1500	54	48	2	2	2
1600	45	41	4	0	0
1700	37	34	2	1	0
1800	36	32	2	1	1
1900	25	20	3	2	0
2000	21	19	0	1	1
2100	10	9	1	0	0
2200	6	6	0	0	0
2300	4	2	1	1	0
Total	702	621	50	22	9

Class Report

Site Name - ATC Site 8 - Stable Street Road
Direction - Northbound
Grid Ref - 51.30828, 0.93581

13 August 2018

Time	Total	Bin 1 <=5.2m	Bin 2 5.2-6.5	Bin 3 6.5-11.5	Bin 4 >11.5
0000	0	0	0	0	0
0100	1	1	0	0	0
0200	1	1	0	0	0
0300	2	2	0	0	0
0400	2	2	0	0	0
0500	13	10	2	1	0
0600	19	14	3	1	1
0700	113	91	14	8	0
0800	93	78	11	4	0
0900	46	34	8	4	0
1000	58	46	4	7	1
1100	63	51	7	2	3
1200	53	43	3	6	1
1300	80	62	8	9	1
1400	67	48	10	3	6
1500	78	61	10	6	1
1600	114	93	11	7	3
1700	112	99	10	3	0
1800	67	58	4	3	2
1900	42	32	4	4	2
2000	27	23	2	1	1
2100	17	13	2	1	1
2200	10	7	1	2	0
2300	10	8	1	0	1
Total	1088	877	115	72	24

Class Report

Site Name - ATC Site 8 - Stable Street Road
Direction - Northbound
Grid Ref - 51.30828, 0.93581

14 August 2018

Time	Total	Bin 1 <=5.2m	Bin 2 5.2-6.5	Bin 3 6.5-11.5	Bin 4 >11.5
0000	0	0	0	0	0
0100	0	0	0	0	0
0200	7	1	1	2	3
0300	2	2	0	0	0
0400	1	0	0	1	0
0500	14	10	3	0	1
0600	21	13	5	2	1
0700	89	72	12	4	1
0800	97	81	11	3	2
0900	55	45	4	4	2
1000	61	42	10	8	1
1100	63	51	2	6	4
1200	69	54	9	4	2
1300	42	32	6	3	1
1400	45	32	7	5	1
1500	55	46	4	4	1
1600	112	91	15	5	1
1700	142	123	16	3	0
1800	74	64	5	3	2
1900	33	30	2	1	0
2000	22	19	1	1	1
2100	16	13	1	1	1
2200	14	12	1	0	1
2300	13	9	2	2	0
Total	1047	842	117	62	26

Class Report

Site Name - ATC Site 8 - Stable Street Road
Direction - Northbound
Grid Ref - 51.30828, 0.93581

15 August 2018

Time	Total	Bin 1 <=5.2m	Bin 2 5.2-6.5	Bin 3 6.5-11.5	Bin 4 >11.5
0000	1	1	0	0	0
0100	4	2	0	2	0
0200	3	1	1	1	0
0300	3	2	1	0	0
0400	6	2	1	2	1
0500	14	9	3	1	1
0600	34	21	7	4	2
0700	88	73	11	3	1
0800	97	82	9	5	1
0900	76	66	4	2	4
1000	57	42	7	5	3
1100	64	51	8	5	0
1200	69	47	11	6	5
1300	63	47	9	5	2
1400	66	56	5	3	2
1500	62	40	9	7	6
1600	98	83	10	2	3
1700	120	108	7	4	1
1800	69	57	6	3	3
1900	59	47	7	5	0
2000	43	30	4	5	4
2100	47	33	1	9	4
2200	30	23	1	5	1
2300	9	8	0	1	0
Total	1182	931	122	85	44

Class Report

Site Name - ATC Site 8 - Stable Street Road
Direction - Northbound
Grid Ref - 51.30828, 0.93581

16 August 2018

Time	Total	Bin 1 <=5.2m	Bin 2 5.2-6.5	Bin 3 6.5-11.5	Bin 4 >11.5
0000	2	0	1	1	0
0100	5	1	0	4	0
0200	3	2	0	1	0
0300	6	2	0	2	2
0400	3	1	0	2	0
0500	16	10	2	1	3
0600	20	15	3	2	0
0700	94	80	10	4	0
0800	104	87	12	4	1
0900	98	80	13	4	1
1000	89	78	7	3	1
1100	58	45	7	4	2
1200	61	47	5	5	4
1300	60	47	5	5	3
1400	47	37	4	6	0
1500	61	53	6	1	1
1600	109	87	13	7	2
1700	109	99	7	2	1
1800	64	55	7	1	1
1900	43	34	3	5	1
2000	27	24	1	2	0
2100	24	20	3	0	1
2200	11	8	0	2	1
2300	10	6	3	1	0
Total	1124	918	112	69	25

Class Report

Site Name - ATC Site 8 - Stable Street Road

Direction - Southbound

Grid Ref - 51.30828, 0.93581

10 August 2018

Time	Total	Bin 1 ≤5.2m	Bin 2 5.2-6.5	Bin 3 6.5-11.5	Bin 4 >11.5
0000	5	5	0	0	0
0100	4	4	0	0	0
0200	3	3	0	0	0
0300	5	4	0	0	1
0400	7	5	2	0	0
0500	13	9	3	1	0
0600	33	21	10	2	0
0700	116	101	13	2	0
0800	193	156	22	14	1
0900	117	99	12	5	1
1000	127	109	11	7	0
1100	130	110	14	6	0
1200	131	109	16	5	1
1300	145	125	17	3	0
1400	129	121	4	4	0
1500	97	84	8	5	0
1600	90	79	8	3	0
1700	196	189	6	1	0
1800	113	106	6	1	0
1900	84	73	8	1	2
2000	57	52	5	0	0
2100	58	53	5	0	0
2200	39	36	2	1	0
2300	44	39	5	0	0
Total	1936	1692	177	61	6

Class Report

Site Name - ATC Site 8 - Stable Street Road
Direction - Southbound
Grid Ref - 51.30828, 0.93581

11 August 2018

Time	Total	Bin 1 ≤5.2m	Bin 2 5.2-6.5	Bin 3 6.5-11.5	Bin 4 >11.5
0000	18	17	1	0	0
0100	16	15	1	0	0
0200	4	3	1	0	0
0300	3	3	0	0	0
0400	6	5	1	0	0
0500	13	11	2	0	0
0600	15	13	2	0	0
0700	37	29	7	1	0
0800	89	73	14	2	0
0900	99	88	7	4	0
1000	159	148	8	2	1
1100	147	132	12	3	0
1200	135	126	9	0	0
1300	115	108	7	0	0
1400	126	118	5	3	0
1500	110	91	19	0	0
1600	105	99	6	0	0
1700	126	119	7	0	0
1800	102	93	8	1	0
1900	92	85	6	1	0
2000	59	53	5	1	0
2100	45	41	4	0	0
2200	43	39	4	0	0
2300	50	47	3	0	0
Total	1714	1556	139	18	1

Class Report

Site Name - ATC Site 8 - Stable Street Road

Direction - Southbound

Grid Ref - 51.30828, 0.93581

12 August 2018

Time	Total	Bin 1 <=5.2m	Bin 2 5.2-6.5	Bin 3 6.5-11.5	Bin 4 >11.5
0000	25	24	1	0	0
0100	10	9	1	0	0
0200	9	9	0	0	0
0300	3	2	0	1	0
0400	6	5	1	0	0
0500	9	8	1	0	0
0600	5	5	0	0	0
0700	15	12	3	0	0
0800	31	27	4	0	0
0900	60	55	4	1	0
1000	95	89	4	2	0
1100	104	88	14	1	1
1200	117	107	6	4	0
1300	109	91	16	2	0
1400	113	97	15	1	0
1500	106	89	17	0	0
1600	103	94	9	0	0
1700	94	85	8	1	0
1800	72	68	4	0	0
1900	59	53	5	1	0
2000	36	32	4	0	0
2100	33	30	3	0	0
2200	20	20	0	0	0
2300	13	13	0	0	0
Total	1247	1112	120	14	1

Class Report

Site Name - ATC Site 8 - Stable Street Road
Direction - Southbound
Grid Ref - 51.30828, 0.93581

13 August 2018

Time	Total	Bin 1 <=5.2m	Bin 2 5.2-6.5	Bin 3 6.5-11.5	Bin 4 >11.5
0000	9	9	0	0	0
0100	6	5	1	0	0
0200	1	1	0	0	0
0300	2	2	0	0	0
0400	4	4	0	0	0
0500	19	18	1	0	0
0600	31	29	2	0	0
0700	111	89	17	5	0
0800	165	140	20	5	0
0900	114	87	19	8	0
1000	112	96	7	9	0
1100	106	81	15	9	1
1200	128	111	10	7	0
1300	119	99	13	7	0
1400	117	94	15	7	1
1500	130	112	13	5	0
1600	179	147	27	4	1
1700	224	211	13	0	0
1800	92	83	9	0	0
1900	93	85	8	0	0
2000	44	40	4	0	0
2100	42	39	2	1	0
2200	22	22	0	0	0
2300	15	14	1	0	0
Total	1885	1618	197	67	3

Class Report

Site Name - ATC Site 8 - Stable Street Road

Direction - Southbound

Grid Ref - 51.30828, 0.93581

14 August 2018

Time	Total	Bin 1 <=5.2m	Bin 2 5.2-6.5	Bin 3 6.5-11.5	Bin 4 >11.5
0000	7	5	2	0	0
0100	5	4	1	0	0
0200	3	3	0	0	0
0300	5	4	1	0	0
0400	6	4	2	0	0
0500	16	14	1	1	0
0600	27	24	3	0	0
0700	106	92	13	0	1
0800	190	152	24	14	0
0900	120	101	11	8	0
1000	118	94	14	9	1
1100	135	110	12	12	1
1200	116	94	14	8	0
1300	117	93	18	5	1
1400	129	99	21	9	0
1500	138	117	13	8	0
1600	174	158	12	4	0
1700	217	200	14	3	0
1800	139	124	14	1	0
1900	101	88	12	1	0
2000	45	37	7	1	0
2100	38	33	5	0	0
2200	23	21	2	0	0
2300	14	12	1	1	0
Total	1989	1683	217	85	4

Class Report

Site Name - ATC Site 8 - Stable Street Road

Direction - Southbound

Grid Ref - 51.30828, 0.93581

15 August 2018

Time	Total	Bin 1 <=5.2m	Bin 2 5.2-6.5	Bin 3 6.5-11.5	Bin 4 >11.5
0000	5	5	0	0	0
0100	10	9	0	1	0
0200	5	4	1	0	0
0300	4	4	0	0	0
0400	9	8	1	0	0
0500	18	16	2	0	0
0600	30	25	3	2	0
0700	120	100	17	3	0
0800	187	151	30	5	1
0900	131	107	14	10	0
1000	105	87	8	10	0
1100	115	95	12	7	1
1200	126	101	18	6	1
1300	132	114	11	6	1
1400	123	106	12	5	0
1500	161	125	27	7	2
1600	213	186	24	3	0
1700	257	226	29	2	0
1800	138	120	13	5	0
1900	108	99	8	0	1
2000	60	50	8	1	1
2100	49	45	4	0	0
2200	39	36	3	0	0
2300	14	14	0	0	0
Total	2159	1833	245	73	8

Class Report

Site Name - ATC Site 8 - Stable Street Road

Direction - Southbound

Grid Ref - 51.30828, 0.93581

16 August 2018

Time	Total	Bin 1 ≤5.2m	Bin 2 5.2-6.5	Bin 3 6.5-11.5	Bin 4 >11.5
0000	6	5	1	0	0
0100	7	6	1	0	0
0200	6	5	1	0	0
0300	3	3	0	0	0
0400	5	5	0	0	0
0500	24	20	4	0	0
0600	31	23	7	1	0
0700	117	100	16	1	0
0800	197	168	22	7	0
0900	131	107	19	5	0
1000	145	121	19	5	0
1100	104	92	8	4	0
1200	124	98	19	6	1
1300	125	108	14	2	1
1400	121	99	12	9	1
1500	132	121	5	6	0
1600	170	157	13	0	0
1700	214	207	7	0	0
1800	122	113	8	1	0
1900	98	88	9	0	1
2000	67	60	5	2	0
2100	51	44	7	0	0
2200	29	24	4	1	0
2300	25	24	1	0	0
Total	2054	1798	202	50	4

Speed Report

Site Name - ATC Site 8 - Stable Street Road

Direction - Northbound

Grid Ref - 51.30828, 0.93581

10 August 2018

Time	Total	Vpp 85	Mean	Vbin 0 1	Vbin 1 5	Vbin 5 10	Vbin 10 15	Vbin 15 20	Vbin 20 25	Vbin 25 30	Vbin 30 35	Vbin 35 40	Vbin 40 45	Vbin 45 50	Vbin 50 55	Vbin 55 55>
0000	2	0	23.5	0	0	0	0	0	2	0	0	0	0	0	0	0
0100	3	0	23.5	0	0	0	0	1	1	1	0	0	0	0	0	0
0200	5	0	23.5	0	0	0	1	1	0	3	0	0	0	0	0	0
0300	6	0	24.3	0	0	0	1	0	2	3	0	0	0	0	0	0
0400	4	0	26	0	0	0	0	0	2	2	0	0	0	0	0	0
0500	9	0	23.5	0	0	0	0	2	5	2	0	0	0	0	0	0
0600	28	30.2	26.9	0	0	0	0	2	7	17	2	0	0	0	0	0
0700	101	30.2	26.4	0	0	0	1	10	27	56	7	0	0	0	0	0
0800	90	29.5	24.8	0	0	0	3	11	39	33	4	0	0	0	0	0
0900	56	29.3	25.5	0	0	0	0	4	26	26	0	0	0	0	0	0
1000	76	28.9	24.6	0	0	0	3	6	41	24	2	0	0	0	0	0
1100	62	29.3	25.4	0	0	0	0	6	27	29	0	0	0	0	0	0
1200	76	29.2	24.9	0	0	0	0	12	32	31	1	0	0	0	0	0
1300	73	29	24.7	0	0	0	3	5	37	28	0	0	0	0	0	0
1400	54	27.9	23.9	0	0	0	3	4	33	14	0	0	0	0	0	0
1500	45	28.6	23.4	0	0	0	4	8	19	13	1	0	0	0	0	0
1600	53	29.4	25.3	0	0	0	1	3	27	20	2	0	0	0	0	0
1700	96	29.3	25.3	0	0	0	3	3	46	44	0	0	0	0	0	0
1800	55	29.3	25.4	0	0	0	0	5	24	26	0	0	0	0	0	0
1900	54	30.1	26.8	0	0	0	0	0	21	30	3	0	0	0	0	0
2000	43	29.8	26.3	0	0	0	0	0	21	20	2	0	0	0	0	0
2100	36	29.6	26.1	0	0	0	0	1	16	18	1	0	0	0	0	0
2200	14	27	24.2	0	0	0	0	3	8	2	0	1	0	0	0	0
2300	21	29	25.4	0	0	0	0	1	11	9	0	0	0	0	0	0
Total	1062	29.5	25.2	0	0	0	23	88	474	451	25	1	0	0	0	0

Speed Report

Site Name - ATC Site 8 - Stable Street Road

Direction - Northbound

Grid Ref - 51.30828, 0.93581

11 August 2018

Time	Total	Vpp 85	Mean	Vbin 0 1	Vbin 1 5	Vbin 5 10	Vbin 10 15	Vbin 15 20	Vbin 20 25	Vbin 25 30	Vbin 30 35	Vbin 35 40	Vbin 40 45	Vbin 45 50	Vbin 50 55	Vbin 55 55>
0000	7	0	26.4	0	0	0	0	0	3	4	0	0	0	0	0	0
0100	4	0	28.5	0	0	0	0	0	1	2	1	0	0	0	0	0
0200	2	0	28.5	0	0	0	0	1	0	0	0	1	0	0	0	0
0300	1	0	18.5	0	0	0	0	1	0	0	0	0	0	0	0	0
0400	7	0	21.4	0	0	0	2	1	3	0	1	0	0	0	0	0
0500	7	0	27.8	0	0	0	0	0	3	2	2	0	0	0	0	0
0600	13	30	27.3	0	0	0	0	0	5	7	0	1	0	0	0	0
0700	26	28.9	24.3	0	0	0	1	4	12	8	1	0	0	0	0	0
0800	47	29.9	24.7	0	0	0	3	9	12	20	3	0	0	0	0	0
0900	95	29.2	24.9	0	0	0	0	12	47	33	3	0	0	0	0	0
1000	71	29.5	24.8	0	0	1	2	8	29	28	3	0	0	0	0	0
1100	89	29.4	25.1	0	0	0	1	8	44	33	3	0	0	0	0	0
1200	64	29.2	24.5	0	0	1	2	7	28	25	1	0	0	0	0	0
1300	90	29.5	25	0	0	0	3	8	42	33	4	0	0	0	0	0
1400	52	29	24.8	0	0	1	0	4	28	18	1	0	0	0	0	0
1500	72	29.3	25.2	0	0	0	0	6	37	27	2	0	0	0	0	0
1600	70	29.6	25.6	0	0	0	1	3	34	29	3	0	0	0	0	0
1700	59	29.6	25.3	0	0	0	0	7	27	22	3	0	0	0	0	0
1800	56	29.5	24.9	0	0	0	2	7	22	23	2	0	0	0	0	0
1900	30	29.2	24.7	0	0	0	2	2	14	11	1	0	0	0	0	0
2000	20	29.3	25.8	0	0	0	0	1	9	10	0	0	0	0	0	0
2100	25	29.4	24.1	0	0	1	1	3	11	7	2	0	0	0	0	0
2200	55	30.8	24.8	0	0	1	5	6	19	16	7	1	0	0	0	0
2300	19	28.7	24.6	0	0	0	0	3	10	5	1	0	0	0	0	0
Total	981	29.6	25	0	0	5	25	101	440	363	44	3	0	0	0	0

Speed Report

Site Name - ATC Site 8 - Stable Street Road

Direction - Northbound

Grid Ref - 51.30828, 0.93581

12 August 2018

Time	Total	Vpp 85	Mean	Vbin 0 1	Vbin 1 5	Vbin 5 10	Vbin 10 15	Vbin 15 20	Vbin 20 25	Vbin 25 30	Vbin 30 35	Vbin 35 40	Vbin 40 45	Vbin 45 50	Vbin 50 55	Vbin 55 55>
0000	10	27.7	24	0	0	0	0	2	5	3	0	0	0	0	0	0
0100	4	0	24.8	0	0	0	0	1	1	2	0	0	0	0	0	0
0200	4	0	27.3	0	0	0	0	1	0	2	1	0	0	0	0	0
0300	0	0	0	0	0	0	0	0	0	0	0	0	0	0	0	0
0400	4	0	24.8	0	0	0	0	0	3	1	0	0	0	0	0	0
0500	13	28.6	25	0	0	0	0	1	8	3	1	0	0	0	0	0
0600	11	29.9	26.7	0	0	0	0	0	5	5	1	0	0	0	0	0
0700	10	25.4	24	0	0	0	0	0	9	1	0	0	0	0	0	0
0800	15	28.3	24.8	0	0	0	0	1	9	5	0	0	0	0	0	0
0900	83	29.8	25	0	0	0	2	11	36	28	6	0	0	0	0	0
1000	73	28.6	24.3	0	0	1	0	10	40	20	2	0	0	0	0	0
1100	71	29.1	24.1	0	0	1	3	12	27	27	1	0	0	0	0	0
1200	57	29.6	25.4	0	0	0	1	4	27	22	3	0	0	0	0	0
1300	56	29.4	25.6	0	0	0	0	2	29	24	1	0	0	0	0	0
1400	53	29	24.6	0	0	0	3	3	26	21	0	0	0	0	0	0
1500	54	29.8	25.2	0	1	2	1	1	20	27	2	0	0	0	0	0
1600	45	30.1	25.8	0	0	0	0	2	25	13	5	0	0	0	0	0
1700	37	29.9	26.5	0	0	0	0	0	17	18	2	0	0	0	0	0
1800	36	28.8	24.1	0	0	0	1	7	16	11	1	0	0	0	0	0
1900	25	30.2	25.9	0	0	1	0	0	13	8	2	1	0	0	0	0
2000	21	29.3	24	0	0	0	2	4	6	8	1	0	0	0	0	0
2100	10	29.3	26.5	0	0	0	0	0	4	6	0	0	0	0	0	0
2200	6	0	26	0	0	0	0	0	3	3	0	0	0	0	0	0
2300	4	0	29.8	0	0	0	0	0	0	3	1	0	0	0	0	0
Total	702	29.6	25	0	1	5	13	62	329	261	30	1	0	0	0	0

Speed Report

Site Name - ATC Site 8 - Stable Street Road

Direction - Northbound

Grid Ref - 51.30828, 0.93581

13 August 2018

Time	Total	Vpp 85	Mean	Vbin 0 1	Vbin 1 5	Vbin 5 10	Vbin 10 15	Vbin 15 20	Vbin 20 25	Vbin 25 30	Vbin 30 35	Vbin 35 40	Vbin 40 45	Vbin 45 50	Vbin 50 55	Vbin 55 55>
0000	0	0	0	0	0	0	0	0	0	0	0	0	0	0	0	0
0100	1	0	23.5	0	0	0	0	0	1	0	0	0	0	0	0	0
0200	1	0	28.5	0	0	0	0	0	0	1	0	0	0	0	0	0
0300	2	0	23.5	0	0	0	0	0	2	0	0	0	0	0	0	0
0400	2	0	28.5	0	0	0	0	0	0	2	0	0	0	0	0	0
0500	13	29	25	0	0	0	1	0	6	6	0	0	0	0	0	0
0600	19	29.1	24.3	0	0	1	1	1	7	9	0	0	0	0	0	0
0700	113	29.6	25.6	0	0	0	1	7	51	51	3	0	0	0	0	0
0800	93	29.5	25.8	0	0	0	2	2	41	48	0	0	0	0	0	0
0900	46	29.4	25.7	0	0	0	0	2	23	20	1	0	0	0	0	0
1000	58	29.2	24.2	0	0	0	3	11	22	20	1	1	0	0	0	0
1100	63	29.5	23.9	0	0	2	6	6	23	23	3	0	0	0	0	0
1200	53	29.6	24.9	0	0	0	2	6	23	19	3	0	0	0	0	0
1300	80	28.8	24.2	0	0	1	2	10	42	22	3	0	0	0	0	0
1400	67	29.4	24.6	0	0	1	1	10	28	24	3	0	0	0	0	0
1500	78	29.9	25.4	0	0	0	4	4	35	29	6	0	0	0	0	0
1600	114	29.3	24.8	0	0	1	3	14	44	52	0	0	0	0	0	0
1700	112	29.7	26.1	0	0	0	0	3	52	53	4	0	0	0	0	0
1800	67	29.5	25.1	0	0	0	0	8	33	22	4	0	0	0	0	0
1900	42	28.8	24.2	0	0	0	1	7	21	11	2	0	0	0	0	0
2000	27	29.5	25.5	0	0	0	0	3	11	12	1	0	0	0	0	0
2100	17	29.7	26.1	0	0	0	0	1	7	8	1	0	0	0	0	0
2200	10	29.8	26.5	0	0	0	0	0	5	4	1	0	0	0	0	0
2300	10	28.5	24.5	0	0	0	0	2	5	2	1	0	0	0	0	0
Total	1088	29.6	25.1	0	0	6	27	97	482	438	37	1	0	0	0	0

Speed Report

Site Name - ATC Site 8 - Stable Street Road

Direction - Northbound

Grid Ref - 51.30828, 0.93581

14 August 2018

Time	Total	Vpp 85	Mean	Vbin 0 1	Vbin 1 5	Vbin 5 10	Vbin 10 15	Vbin 15 20	Vbin 20 25	Vbin 25 30	Vbin 30 35	Vbin 35 40	Vbin 40 45	Vbin 45 50	Vbin 50 55	Vbin 55 55>
0000	0	0	0	0	0	0	0	0	0	0	0	0	0	0	0	0
0100	0	0	0	0	0	0	0	0	0	0	0	0	0	0	0	0
0200	7	0	22.8	0	0	0	1	1	3	2	0	0	0	0	0	0
0300	2	0	18.5	0	0	0	1	0	1	0	0	0	0	0	0	0
0400	1	0	23.5	0	0	0	0	0	1	0	0	0	0	0	0	0
0500	14	29.9	26.4	0	0	0	0	1	5	7	1	0	0	0	0	0
0600	21	29.7	26.1	0	0	0	0	1	9	10	1	0	0	0	0	0
0700	89	29.9	26.4	0	0	0	1	3	31	51	3	0	0	0	0	0
0800	97	30	26.2	0	0	0	1	5	37	49	5	0	0	0	0	0
0900	55	29.5	25.4	0	0	0	0	5	26	22	2	0	0	0	0	0
1000	61	27.7	23.8	0	0	0	1	9	37	13	1	0	0	0	0	0
1100	63	28.2	23.5	0	0	1	2	11	31	18	0	0	0	0	0	0
1200	69	29.4	24.9	0	0	0	1	8	33	24	3	0	0	0	0	0
1300	42	30.1	25.5	0	0	1	1	2	18	16	4	0	0	0	0	0
1400	45	29	24.7	0	0	0	2	3	22	18	0	0	0	0	0	0
1500	55	29.5	25.4	0	0	0	1	3	27	22	2	0	0	0	0	0
1600	112	29.6	25.6	0	0	0	2	8	47	52	3	0	0	0	0	0
1700	142	29.8	25.6	0	0	1	3	8	60	63	7	0	0	0	0	0
1800	74	29.8	25.7	0	0	0	2	4	31	33	4	0	0	0	0	0
1900	33	29.9	26.2	0	0	0	0	1	15	15	2	0	0	0	0	0
2000	22	30	25.5	0	0	0	1	3	7	9	1	1	0	0	0	0
2100	16	30.4	26.9	0	0	0	0	0	7	7	2	0	0	0	0	0
2200	14	30.5	27.1	0	0	0	0	0	6	6	2	0	0	0	0	0
2300	13	29.2	24.3	0	0	0	0	4	4	4	1	0	0	0	0	0
Total	1047	29.7	25.4	0	0	3	20	80	458	441	44	1	0	0	0	0

Speed Report

Site Name - ATC Site 8 - Stable Street Road

Direction - Northbound

Grid Ref - 51.30828, 0.93581

15 August 2018

Time	Total	Vpp 85	Mean	Vbin 0 1	Vbin 1 5	Vbin 5 10	Vbin 10 15	Vbin 15 20	Vbin 20 25	Vbin 25 30	Vbin 30 35	Vbin 35 40	Vbin 40 45	Vbin 45 50	Vbin 50 55	Vbin 55 55>
0000	1	0	23.5	0	0	0	0	0	1	0	0	0	0	0	0	0
0100	4	0	19.8	0	0	0	2	0	1	1	0	0	0	0	0	0
0200	3	0	28.5	0	0	0	0	0	0	3	0	0	0	0	0	0
0300	3	0	26.8	0	0	0	0	0	1	2	0	0	0	0	0	0
0400	6	0	22.7	0	0	0	0	2	3	1	0	0	0	0	0	0
0500	14	30.3	25.3	0	0	0	1	1	6	4	2	0	0	0	0	0
0600	34	29	23.8	0	0	1	4	1	14	14	0	0	0	0	0	0
0700	88	30.3	26	0	0	0	2	6	34	38	8	0	0	0	0	0
0800	97	29.7	25.7	0	0	0	1	8	39	46	3	0	0	0	0	0
0900	76	29.6	25.1	0	0	1	2	7	29	35	2	0	0	0	0	0
1000	57	29.6	24	0	0	2	4	7	20	21	3	0	0	0	0	0
1100	64	29.8	25.8	0	0	0	0	4	30	26	4	0	0	0	0	0
1200	69	28.5	24.2	0	0	1	0	10	37	20	1	0	0	0	0	0
1300	63	28.8	24	0	0	0	4	8	31	18	2	0	0	0	0	0
1400	66	30.1	25.6	0	0	0	2	4	30	24	6	0	0	0	0	0
1500	62	29.1	24	0	0	0	6	8	22	26	0	0	0	0	0	0
1600	98	29.5	25.8	0	0	0	0	4	47	45	2	0	0	0	0	0
1700	120	29.8	25.7	0	0	0	0	8	60	44	8	0	0	0	0	0
1800	69	30.4	26.3	0	0	0	2	3	25	32	7	0	0	0	0	0
1900	59	29.7	25	0	0	2	1	3	28	21	4	0	0	0	0	0
2000	43	29.3	24.5	0	0	0	3	4	18	17	1	0	0	0	0	0
2100	47	29.7	25.3	0	0	0	1	4	24	14	3	1	0	0	0	0
2200	30	28.5	23.7	0	0	1	1	4	16	6	2	0	0	0	0	0
2300	9	0	27.9	0	0	0	0	0	5	1	2	1	0	0	0	0
Total	1182	29.7	25.2	0	0	8	36	96	521	459	60	2	0	0	0	0

Speed Report

Site Name - ATC Site 8 - Stable Street Road

Direction - Northbound

Grid Ref - 51.30828, 0.93581

16 August 2018

Time	Total	Vpp 85	Mean	Vbin 0 1	Vbin 1 5	Vbin 5 10	Vbin 10 15	Vbin 15 20	Vbin 20 25	Vbin 25 30	Vbin 30 35	Vbin 35 40	Vbin 40 45	Vbin 45 50	Vbin 50 55	Vbin 55 55>
0000	2	0	18.5	0	0	0	1	0	1	0	0	0	0	0	0	0
0100	5	0	27.5	0	0	0	0	0	2	2	1	0	0	0	0	0
0200	3	0	25.2	0	0	0	0	0	2	1	0	0	0	0	0	0
0300	6	0	26	0	0	0	0	2	1	1	2	0	0	0	0	0
0400	3	0	25.2	0	0	0	0	0	2	1	0	0	0	0	0	0
0500	16	29.9	24.1	0	0	0	1	4	5	4	2	0	0	0	0	0
0600	20	29.1	25.3	0	0	0	0	2	9	9	0	0	0	0	0	0
0700	94	30	26.1	0	0	0	2	4	37	45	6	0	0	0	0	0
0800	104	29.9	26.3	0	0	0	0	3	44	52	5	0	0	0	0	0
0900	98	28.7	24.1	0	0	0	0	21	49	24	4	0	0	0	0	0
1000	89	29.4	25	0	0	0	2	9	43	31	4	0	0	0	0	0
1100	58	28.4	23.8	0	0	2	3	3	33	16	1	0	0	0	0	0
1200	61	29.4	24.8	0	0	0	2	9	22	27	1	0	0	0	0	0
1300	60	29.1	24.8	0	0	1	1	4	31	22	1	0	0	0	0	0
1400	47	29.2	25.1	0	0	0	0	5	23	18	1	0	0	0	0	0
1500	61	29.1	25.1	0	0	0	1	3	32	25	0	0	0	0	0	0
1600	109	29.3	25	0	0	0	2	8	60	34	5	0	0	0	0	0
1700	109	29.8	26.1	0	0	0	0	4	48	53	4	0	0	0	0	0
1800	64	30.2	26.2	0	0	0	2	3	23	31	5	0	0	0	0	0
1900	43	29.8	25.9	0	0	0	1	2	17	21	2	0	0	0	0	0
2000	27	27.2	24.4	0	0	0	0	1	20	6	0	0	0	0	0	0
2100	24	30	25.8	0	0	1	0	0	11	10	2	0	0	0	0	0
2200	11	30	26.2	0	0	0	0	2	2	6	1	0	0	0	0	0
2300	10	26	23.5	0	0	0	0	2	6	2	0	0	0	0	0	0
Total	1124	29.6	25.3	0	0	4	18	91	523	441	47	0	0	0	0	0

Speed Report

Site Name - ATC Site 8 - Stable Street Road

Direction - Southbound

Grid Ref - 51.30828, 0.93581

10 August 2018

Time	Total	Vpp 85	Mean	Vbin 0 1	Vbin 1 5	Vbin 5 10	Vbin 10 15	Vbin 15 20	Vbin 20 25	Vbin 25 30	Vbin 30 35	Vbin 35 40	Vbin 40 45	Vbin 45 50	Vbin 50 55	Vbin 55 55>
0000	5	0	22.5	0	0	0	0	2	2	1	0	0	0	0	0	0
0100	4	0	23.5	0	0	0	0	0	4	0	0	0	0	0	0	0
0200	3	0	23.5	0	0	0	0	1	1	1	0	0	0	0	0	0
0300	5	0	22.5	0	0	0	1	0	3	1	0	0	0	0	0	0
0400	7	0	24.9	0	0	0	0	1	3	3	0	0	0	0	0	0
0500	13	27.9	23.9	0	0	0	0	3	6	4	0	0	0	0	0	0
0600	33	29.4	25.3	0	0	0	0	4	14	14	1	0	0	0	0	0
0700	116	29	24.5	0	0	0	2	16	59	35	4	0	0	0	0	0
0800	193	29.1	24.6	0	0	0	3	24	97	64	5	0	0	0	0	0
0900	117	28.8	24.3	0	0	0	4	14	61	36	2	0	0	0	0	0
1000	127	28.8	24	0	1	0	3	20	69	26	7	1	0	0	0	0
1100	130	29.1	24.3	0	0	0	4	21	60	40	5	0	0	0	0	0
1200	131	29.3	25	0	0	0	3	12	64	49	2	1	0	0	0	0
1300	145	25.9	21.8	0	1	7	6	35	74	21	1	0	0	0	0	0
1400	129	26.6	23	0	0	3	1	29	74	19	2	1	0	0	0	0
1500	97	26	19.2	0	11	14	3	9	45	13	2	0	0	0	0	0
1600	90	28.1	23.8	0	0	1	3	10	54	19	3	0	0	0	0	0
1700	196	28.1	23.6	0	0	0	0	47	100	46	3	0	0	0	0	0
1800	113	29.2	25.1	0	0	0	0	10	61	38	3	1	0	0	0	0
1900	84	29.7	25.3	0	0	0	1	8	42	27	5	1	0	0	0	0
2000	57	28.5	24.6	0	0	0	0	5	36	14	2	0	0	0	0	0
2100	58	29.1	24.3	0	0	0	1	11	27	16	3	0	0	0	0	0
2200	39	30.7	25.3	0	0	0	0	6	19	8	6	0	0	0	0	0
2300	44	29.1	25.2	0	0	0	0	4	23	16	0	1	0	0	0	0
Total	1936	28.8	23.9	0	13	25	35	292	998	511	56	6	0	0	0	0

Speed Report

Site Name - ATC Site 8 - Stable Street Road

Direction - Southbound

Grid Ref - 51.30828, 0.93581

11 August 2018

Time	Total	Vpp 85	Mean	Vbin 0 1	Vbin 1 5	Vbin 5 10	Vbin 10 15	Vbin 15 20	Vbin 20 25	Vbin 25 30	Vbin 30 35	Vbin 35 40	Vbin 40 45	Vbin 45 50	Vbin 50 55	Vbin 55 55>
0000	18	29.2	25.2	0	0	0	0	2	9	6	1	0	0	0	0	0
0100	16	30.3	26.3	0	0	0	0	1	7	6	2	0	0	0	0	0
0200	4	0	24.8	0	0	0	0	1	2	0	1	0	0	0	0	0
0300	3	0	23.5	0	0	0	0	0	3	0	0	0	0	0	0	0
0400	6	0	23.5	0	0	0	0	1	4	1	0	0	0	0	0	0
0500	13	25.3	23.5	0	0	0	0	1	11	1	0	0	0	0	0	0
0600	15	25.7	24.2	0	0	0	0	2	11	1	0	1	0	0	0	0
0700	37	28.8	23.9	0	0	1	0	8	18	7	2	1	0	0	0	0
0800	89	29.2	24.6	0	0	0	2	14	38	33	2	0	0	0	0	0
0900	99	28.4	24.3	0	0	0	0	14	56	28	1	0	0	0	0	0
1000	159	28.8	24.2	0	0	2	2	24	85	39	5	2	0	0	0	0
1100	147	27.9	23.9	0	0	1	0	23	87	35	1	0	0	0	0	0
1200	135	28.1	24.2	0	0	1	0	20	83	25	2	4	0	0	0	0
1300	115	29	24.8	0	0	0	0	13	64	34	4	0	0	0	0	0
1400	126	28.4	24.1	0	0	0	1	20	71	31	3	0	0	0	0	0
1500	110	29	24.6	0	0	0	1	15	61	27	4	1	1	0	0	0
1600	105	28.4	24.4	0	0	0	0	14	63	24	4	0	0	0	0	0
1700	126	28.8	24.4	0	0	0	2	18	69	31	5	1	0	0	0	0
1800	102	28.5	24.6	0	0	0	0	10	63	26	2	1	0	0	0	0
1900	92	28.9	24.2	0	0	0	3	16	45	24	2	2	0	0	0	0
2000	59	29.1	24.5	0	0	0	1	9	31	14	3	1	0	0	0	0
2100	45	27.7	23.3	0	0	0	1	11	22	11	0	0	0	0	0	0
2200	43	29.7	24.8	0	0	0	0	8	20	11	4	0	0	0	0	0
2300	50	29.2	25.5	0	0	0	0	1	32	14	2	1	0	0	0	0
Total	1714	28.8	24.3	0	0	5	13	246	955	429	50	15	1	0	0	0

Speed Report

Site Name - ATC Site 8 - Stable Street Road

Direction - Southbound

Grid Ref - 51.30828, 0.93581

12 August 2018

Time	Total	Vpp 85	Mean	Vbin 0 1	Vbin 1 5	Vbin 5 10	Vbin 10 15	Vbin 15 20	Vbin 20 25	Vbin 25 30	Vbin 30 35	Vbin 35 40	Vbin 40 45	Vbin 45 50	Vbin 50 55	Vbin 55 55>
0000	25	29.2	24.9	0	0	0	0	4	11	9	1	0	0	0	0	0
0100	10	28.5	25.5	0	0	0	0	0	7	2	1	0	0	0	0	0
0200	9	0	25.2	0	0	0	0	1	5	2	1	0	0	0	0	0
0300	3	0	25.2	0	0	0	0	0	2	1	0	0	0	0	0	0
0400	6	0	22.7	0	0	0	0	3	1	2	0	0	0	0	0	0
0500	9	0	23.5	0	0	0	0	3	3	3	0	0	0	0	0	0
0600	5	0	28.5	0	0	0	0	0	1	3	1	0	0	0	0	0
0700	15	28.3	23.8	0	0	0	1	2	7	5	0	0	0	0	0	0
0800	31	28.1	24.5	0	0	0	0	3	19	9	0	0	0	0	0	0
0900	60	28.7	24.3	0	0	0	0	10	33	14	3	0	0	0	0	0
1000	95	28.8	24.2	0	0	0	1	17	46	29	2	0	0	0	0	0
1100	104	28.8	24.4	0	0	1	0	15	56	28	4	0	0	0	0	0
1200	117	29.3	24.7	0	0	1	2	11	64	32	6	1	0	0	0	0
1300	109	28.8	24.7	0	0	0	1	10	63	32	2	1	0	0	0	0
1400	113	28.5	24	0	0	0	0	24	58	27	4	0	0	0	0	0
1500	106	29.1	25	0	0	0	0	10	61	30	4	1	0	0	0	0
1600	103	28.9	24.6	0	0	0	1	11	59	28	4	0	0	0	0	0
1700	94	30.9	26.6	0	0	0	0	6	40	34	11	3	0	0	0	0
1800	72	29.5	25.2	0	0	0	0	6	40	21	5	0	0	0	0	0
1900	59	29.8	25.3	0	0	0	0	7	32	14	4	2	0	0	0	0
2000	36	29.1	24.5	0	0	0	1	6	15	13	1	0	0	0	0	0
2100	33	28.8	25	0	0	0	0	3	19	10	0	1	0	0	0	0
2200	20	26.8	24.3	0	0	0	0	2	14	3	1	0	0	0	0	0
2300	13	27.9	24.7	0	0	0	0	1	8	4	0	0	0	0	0	0
Total	1247	29.3	24.8	0	0	2	7	155	664	355	55	9	0	0	0	0

Speed Report

Site Name - ATC Site 8 - Stable Street Road

Direction - Southbound

Grid Ref - 51.30828, 0.93581

13 August 2018

Time	Total	Vpp 85	Mean	Vbin 0 1	Vbin 1 5	Vbin 5 10	Vbin 10 15	Vbin 15 20	Vbin 20 25	Vbin 25 30	Vbin 30 35	Vbin 35 40	Vbin 40 45	Vbin 45 50	Vbin 50 55	Vbin 55 55>
0000	9	0	26.3	0	0	0	0	0	6	2	0	1	0	0	0	0
0100	6	0	26	0	0	0	0	2	2	1	0	0	1	0	0	0
0200	1	0	23.5	0	0	0	0	0	1	0	0	0	0	0	0	0
0300	2	0	23.5	0	0	0	0	0	2	0	0	0	0	0	0	0
0400	4	0	24.8	0	0	0	0	0	3	1	0	0	0	0	0	0
0500	19	27.7	23.8	0	0	0	0	4	10	5	0	0	0	0	0	0
0600	31	27.9	24.3	0	0	0	0	4	20	5	2	0	0	0	0	0
0700	111	30	25.5	0	0	1	1	11	49	40	7	1	1	0	0	0
0800	165	29.6	25.1	0	0	0	2	16	87	48	12	0	0	0	0	0
0900	114	29.5	24.2	0	0	0	4	23	50	28	8	1	0	0	0	0
1000	112	27.4	23.7	0	0	1	1	17	70	20	3	0	0	0	0	0
1100	106	29.5	24.7	0	0	1	2	15	48	34	5	0	1	0	0	0
1200	128	29.1	24.5	0	0	1	5	11	68	37	5	1	0	0	0	0
1300	119	29.3	24.4	0	0	1	4	16	56	36	6	0	0	0	0	0
1400	117	29.2	24.9	0	0	0	0	14	60	39	4	0	0	0	0	0
1500	130	29	24.1	0	0	1	5	23	56	42	1	1	1	0	0	0
1600	179	28.8	24.4	0	0	1	2	20	102	47	7	0	0	0	0	0
1700	224	29.2	24.9	0	0	0	0	25	124	64	11	0	0	0	0	0
1800	92	30.3	25.9	0	0	0	0	9	40	33	9	1	0	0	0	0
1900	93	29	25.2	0	0	0	0	3	58	29	3	0	0	0	0	0
2000	44	29.7	25.7	0	0	0	0	3	25	12	3	0	1	0	0	0
2100	42	29.4	25.2	0	0	0	0	4	23	12	3	0	0	0	0	0
2200	22	28.7	24.6	0	0	0	0	3	12	6	1	0	0	0	0	0
2300	15	26.6	24.5	0	0	0	0	1	11	2	1	0	0	0	0	0
Total	1885	29.3	24.7	0	0	7	26	224	983	543	91	6	5	0	0	0

Speed Report

Site Name - ATC Site 8 - Stable Street Road

Direction - Southbound

Grid Ref - 51.30828, 0.93581

14 August 2018

Time	Total	Vpp 85	Mean	Vbin 0 1	Vbin 1 5	Vbin 5 10	Vbin 10 15	Vbin 15 20	Vbin 20 25	Vbin 25 30	Vbin 30 35	Vbin 35 40	Vbin 40 45	Vbin 45 50	Vbin 50 55	Vbin 55 55>
0000	7	0	24.2	0	0	0	0	2	2	3	0	0	0	0	0	0
0100	5	0	23.5	0	0	0	0	2	1	2	0	0	0	0	0	0
0200	3	0	21.8	0	0	0	0	1	2	0	0	0	0	0	0	0
0300	5	0	25.5	0	0	0	0	1	1	3	0	0	0	0	0	0
0400	6	0	25.2	0	0	0	0	1	2	3	0	0	0	0	0	0
0500	16	28.6	25.1	0	0	0	0	2	9	4	0	1	0	0	0	0
0600	27	29.4	25.5	0	0	0	0	1	16	8	2	0	0	0	0	0
0700	106	30.2	26	0	0	0	1	7	47	41	9	1	0	0	0	0
0800	190	29.8	25.4	0	0	0	2	21	80	76	10	1	0	0	0	0
0900	120	28.8	24.2	0	0	0	5	14	65	31	5	0	0	0	0	0
1000	118	28.5	24.1	0	0	0	2	20	61	33	2	0	0	0	0	0
1100	135	28.4	24.2	0	0	0	1	19	77	36	2	0	0	0	0	0
1200	116	29.2	24.4	0	0	0	2	18	64	22	9	1	0	0	0	0
1300	117	29.1	24.8	0	0	0	1	15	61	35	2	3	0	0	0	0
1400	129	29.2	24.6	0	0	0	2	18	63	41	5	0	0	0	0	0
1500	138	29.4	24.7	0	0	0	4	16	73	35	8	2	0	0	0	0
1600	174	29.3	24.6	0	0	4	0	19	91	51	9	0	0	0	0	0
1700	217	29.3	25.1	0	0	0	1	19	113	77	6	1	0	0	0	0
1800	139	29.7	25.4	0	0	1	0	13	67	50	5	3	0	0	0	0
1900	101	29	24.7	0	0	0	1	12	56	27	3	2	0	0	0	0
2000	45	29.6	25.2	0	0	0	0	6	21	15	3	0	0	0	0	0
2100	38	29.5	25.1	0	0	0	0	6	16	14	2	0	0	0	0	0
2200	23	28.9	24.8	0	0	0	0	3	12	7	1	0	0	0	0	0
2300	14	30.4	26.4	0	0	0	0	1	6	5	2	0	0	0	0	0
Total	1989	29.4	24.9	0	0	5	22	237	1006	619	85	15	0	0	0	0

Speed Report

Site Name - ATC Site 8 - Stable Street Road

Direction - Southbound

Grid Ref - 51.30828, 0.93581

15 August 2018

Time	Total	Vpp 85	Mean	Vbin 0 1	Vbin 1 5	Vbin 5 10	Vbin 10 15	Vbin 15 20	Vbin 20 25	Vbin 25 30	Vbin 30 35	Vbin 35 40	Vbin 40 45	Vbin 45 50	Vbin 50 55	Vbin 55 55>
0000	5	0	24.5	0	0	0	0	0	4	1	0	0	0	0	0	0
0100	10	26	23.5	0	0	0	0	2	6	2	0	0	0	0	0	0
0200	5	0	23.5	0	0	0	0	0	5	0	0	0	0	0	0	0
0300	4	0	28.5	0	0	0	0	0	1	2	1	0	0	0	0	0
0400	9	0	26.8	0	0	0	0	0	4	4	1	0	0	0	0	0
0500	18	27.8	24.1	0	0	0	0	3	10	5	0	0	0	0	0	0
0600	30	29.8	25.8	0	0	0	0	2	14	12	2	0	0	0	0	0
0700	120	30.1	25.6	0	0	0	1	12	58	37	9	3	0	0	0	0
0800	187	29.7	25.5	0	0	0	2	12	92	71	10	0	0	0	0	0
0900	131	29.4	24.9	0	0	0	3	17	58	48	4	1	0	0	0	0
1000	105	28.8	24.2	0	0	0	4	15	54	28	3	1	0	0	0	0
1100	115	27.9	23.9	0	0	0	3	13	71	27	1	0	0	0	0	0
1200	126	28.7	24.5	0	0	0	4	9	78	29	5	1	0	0	0	0
1300	132	28.6	24.3	0	0	0	3	17	74	34	3	0	1	0	0	0
1400	123	28.5	24.2	0	0	0	2	18	69	30	3	1	0	0	0	0
1500	161	28.6	24.4	0	0	0	0	21	96	37	7	0	0	0	0	0
1600	213	29.1	24.7	0	0	0	1	30	105	71	6	0	0	0	0	0
1700	257	29.6	25.5	0	0	2	2	14	128	100	8	2	1	0	0	0
1800	138	29.7	25.3	0	0	0	0	11	75	42	10	0	0	0	0	0
1900	108	29.5	24.2	0	1	0	8	12	46	35	6	0	0	0	0	0
2000	60	29.5	25.1	0	0	0	1	5	32	18	4	0	0	0	0	0
2100	49	29.3	24.7	0	0	0	0	10	20	17	1	1	0	0	0	0
2200	39	29.1	24.9	0	0	0	0	4	23	9	3	0	0	0	0	0
2300	14	27.8	24.2	0	0	0	0	2	8	4	0	0	0	0	0	0
Total	2159	29.3	24.8	0	1	2	34	229	1131	663	87	10	2	0	0	0

Speed Report

Site Name - ATC Site 8 - Stable Street Road

Direction - Southbound

Grid Ref - 51.30828, 0.93581

16 August 2018

Time	Total	Vpp 85	Mean	Vbin 0 1	Vbin 1 5	Vbin 5 10	Vbin 10 15	Vbin 15 20	Vbin 20 25	Vbin 25 30	Vbin 30 35	Vbin 35 40	Vbin 40 45	Vbin 45 50	Vbin 50 55	Vbin 55 55>
0000	6	0	25.2	0	0	0	0	0	4	2	0	0	0	0	0	0
0100	7	0	22.1	0	0	0	0	2	5	0	0	0	0	0	0	0
0200	6	0	24.3	0	0	0	0	0	5	1	0	0	0	0	0	0
0300	3	0	25.2	0	0	0	0	1	1	0	1	0	0	0	0	0
0400	5	0	23.5	0	0	0	0	1	3	1	0	0	0	0	0	0
0500	24	29.3	25.2	0	0	0	0	3	11	9	1	0	0	0	0	0
0600	31	29.3	25.4	0	0	0	0	2	16	12	1	0	0	0	0	0
0700	117	30	25.6	0	0	0	2	8	57	40	10	0	0	0	0	0
0800	197	29.6	25.4	0	0	0	1	14	102	70	10	0	0	0	0	0
0900	131	29.2	24.5	0	0	0	4	19	60	43	5	0	0	0	0	0
1000	145	27.7	23	0	0	0	12	26	74	31	2	0	0	0	0	0
1100	104	29.2	24.5	0	0	1	0	16	52	30	5	0	0	0	0	0
1200	124	28.8	24.2	0	0	1	1	21	61	37	3	0	0	0	0	0
1300	125	28.7	24	0	0	0	4	21	63	33	3	1	0	0	0	0
1400	121	29.1	24.5	0	0	1	2	13	65	35	5	0	0	0	0	0
1500	132	27.7	23.8	0	0	0	2	20	81	26	3	0	0	0	0	0
1600	170	27.6	23.8	0	0	0	1	28	104	35	2	0	0	0	0	0
1700	214	28.7	24.7	0	0	0	0	20	129	60	5	0	0	0	0	0
1800	122	29.3	25.1	0	0	0	0	12	63	43	4	0	0	0	0	0
1900	98	28.8	24.8	0	0	0	0	9	58	28	3	0	0	0	0	0
2000	67	29.7	25.3	0	0	0	0	8	32	22	5	0	0	0	0	0
2100	51	27.8	24.1	0	0	0	0	7	32	11	1	0	0	0	0	0
2200	29	29.1	25.2	0	0	0	0	3	15	10	0	1	0	0	0	0
2300	25	26.9	23.9	0	0	0	0	5	15	4	0	1	0	0	0	0
Total	2054	29	24.5	0	0	3	29	259	1108	583	69	3	0	0	0	0

Site Name - ATC Site 8 - Stable Street Road
Direction - Northbound
Grid Ref - 51.30828, 0.93581

Time	10-Aug-18	11-Aug-18	12-Aug-18	13-Aug-18	14-Aug-18	15-Aug-18	16-Aug-18	Average
0000			27.7					27.7
0100								0.0
0200								0.0
0300								0.0
0400								0.0
0500			28.6	29	29.9	30.3	29.9	29.5
0600	30.2	30	29.9	29.1	29.7	29	29.1	29.6
0700	30.2	28.9	25.4	29.6	29.9	30.3	30	29.2
0800	29.5	29.9	28.3	29.5	30	29.7	29.9	29.5
0900	29.3	29.2	29.8	29.4	29.5	29.6	28.7	29.4
1000	28.9	29.5	28.6	29.2	27.7	29.6	29.4	29.0
1100	29.3	29.4	29.1	29.5	28.2	29.8	28.4	29.1
1200	29.2	29.2	29.6	29.6	29.4	28.5	29.4	29.3
1300	29	29.5	29.4	28.8	30.1	28.8	29.1	29.2
1400	27.9	29	29	29.4	29	30.1	29.2	29.1
1500	28.6	29.3	29.8	29.9	29.5	29.1	29.1	29.3
1600	29.4	29.6	30.1	29.3	29.6	29.5	29.3	29.5
1700	29.3	29.6	29.9	29.7	29.8	29.8	29.8	29.7
1800	29.3	29.5	28.8	29.5	29.8	30.4	30.2	29.6
1900	30.1	29.2	30.2	28.8	29.9	29.7	29.8	29.7
2000	29.8	29.3	29.3	29.5	30	29.3	27.2	29.2
2100	29.6	29.4	29.3	29.7	30.4	29.7	30	29.7
2200	27	30.8		29.8	30.5	28.5	30	29.4
2300	29	28.7		28.5	29.2	0	26	23.6
Total	29.5	29.6	29.6	29.6	29.7	29.7	29.6	29.6

Site Name - ATC Site 8 - Stable Street Road
Direction - Southbound
Grid Ref - 51.30828, 0.93581

Time	10-Aug-18	11-Aug-18	12-Aug-18	13-Aug-18	14-Aug-18	15-Aug-18	16-Aug-18	Average
0000		29.2	29.2					29.2
0100		30.3	28.5			26		28.3
0200								0.0
0300								0.0
0400								0.0
0500	27.9	25.3		27.7	28.6	27.8	29.3	27.8
0600	29.4	25.7		27.9	29.4	29.8	29.3	28.6
0700	29	28.8	28.3	30	30.2	30.1	30	29.5
0800	29.1	29.2	28.1	29.6	29.8	29.7	29.6	29.3
0900	28.8	28.4	28.7	29.5	28.8	29.4	29.2	29.0
1000	28.8	28.8	28.8	27.4	28.5	28.8	27.7	28.4
1100	29.1	27.9	28.8	29.5	28.4	27.9	29.2	28.7
1200	29.3	28.1	29.3	29.1	29.2	28.7	28.8	28.9
1300	25.9	29	28.8	29.3	29.1	28.6	28.7	28.5
1400	26.6	28.4	28.5	29.2	29.2	28.5	29.1	28.5
1500	26	29	29.1	29	29.4	28.6	27.7	28.4
1600	28.1	28.4	28.9	28.8	29.3	29.1	27.6	28.6
1700	28.1	28.8	30.9	29.2	29.3	29.6	28.7	29.2
1800	29.2	28.5	29.5	30.3	29.7	29.7	29.3	29.5
1900	29.7	28.9	29.8	29	29	29.5	28.8	29.2
2000	28.5	29.1	29.1	29.7	29.6	29.5	29.7	29.3
2100	29.1	27.7	28.8	29.4	29.5	29.3	27.8	28.8
2200	30.7	29.7	26.8	28.7	28.9	29.1	29.1	29.0
2300	29.1	29.2	27.9	26.6	30.4	27.8	26.9	28.3
Total	28.8	28.8	29.3	29.3	29.4	29.3	29	29.1

Average Speed Report

Site Name - ATC Site 8 - Stable Street Road
Direction - Northbound
Grid Ref - 51.30828, 0.93581


Time	10-Aug-18	11-Aug-18	12-Aug-18	13-Aug-18	14-Aug-18	15-Aug-18	16-Aug-18	Average
0000	23.5	26.4	24			23.5	18.5	23.2
0100	23.5	28.5	24.8	23.5		19.8	27.5	24.6
0200	23.5	28.5	27.3	28.5	22.8	28.5	25.2	26.3
0300	24.3	18.5	0	23.5	18.5	26.8	26	19.7
0400	26	21.4	24.8	28.5	23.5	22.7	25.2	24.6
0500	23.5	27.8	25	25	26.4	25.3	24.1	25.3
0600	26.9	27.3	26.7	24.3	26.1	23.8	25.3	25.8
0700	26.4	24.3	24	25.6	26.4	26	26.1	25.5
0800	24.8	24.7	24.8	25.8	26.2	25.7	26.3	25.5
0900	25.5	24.9	25	25.7	25.4	25.1	24.1	25.1
1000	24.6	24.8	24.3	24.2	23.8	24	25	24.4
1100	25.4	25.1	24.1	23.9	23.5	25.8	23.8	24.5
1200	24.9	24.5	25.4	24.9	24.9	24.2	24.8	24.8
1300	24.7	25	25.6	24.2	25.5	24	24.8	24.8
1400	23.9	24.8	24.6	24.6	24.7	25.6	25.1	24.8
1500	23.4	25.2	25.2	25.4	25.4	24	25.1	24.8
1600	25.3	25.6	25.8	24.8	25.6	25.8	25	25.4
1700	25.3	25.3	26.5	26.1	25.6	25.7	26.1	25.8
1800	25.4	24.9	24.1	25.1	25.7	26.3	26.2	25.4
1900	26.8	24.7	25.9	24.2	26.2	25	25.9	25.5
2000	26.3	25.8	24	25.5	25.5	24.5	24.4	25.1
2100	26.1	24.1	26.5	26.1	26.9	25.3	25.8	25.8
2200	24.2	24.8	26	26.5	27.1	23.7	26.2	25.5
2300	25.4	24.6	29.8	24.5	24.3	27.9	23.5	25.7
Total	25.2	25	25	25.1	25.4	25.2	25.3	25.2

Average Speed Report

Site Name - ATC Site 8 - Stable Street Road
Direction - Southbound
Grid Ref - 51.30828, 0.93581

Time	10-Aug-18	11-Aug-18	12-Aug-18	13-Aug-18	14-Aug-18	15-Aug-18	16-Aug-18	Average
0000	22.5	25.2	24.9	26.3	24.2	24.5	25.2	24.7
0100	23.5	26.3	25.5	26	23.5	23.5	22.1	24.3
0200	23.5	24.8	25.2	23.5	21.8	23.5	24.3	23.8
0300	22.5	23.5	25.2	23.5	25.5	28.5	25.2	24.8
0400	24.9	23.5	22.7	24.8	25.2	26.8	23.5	24.5
0500	23.9	23.5	23.5	23.8	25.1	24.1	25.2	24.2
0600	25.3	24.2	28.5	24.3	25.5	25.8	25.4	25.6
0700	24.5	23.9	23.8	25.5	26	25.6	25.6	25.0
0800	24.6	24.6	24.5	25.1	25.4	25.5	25.4	25.0
0900	24.3	24.3	24.3	24.2	24.2	24.9	24.5	24.4
1000	24	24.2	24.2	23.7	24.1	24.2	23	23.9
1100	24.3	23.9	24.4	24.7	24.2	23.9	24.5	24.3
1200	25	24.2	24.7	24.5	24.4	24.5	24.2	24.5
1300	21.8	24.8	24.7	24.4	24.8	24.3	24	24.1
1400	23	24.1	24	24.9	24.6	24.2	24.5	24.2
1500	19.2	24.6	25	24.1	24.7	24.4	23.8	23.7
1600	23.8	24.4	24.6	24.4	24.6	24.7	23.8	24.3
1700	23.6	24.4	26.6	24.9	25.1	25.5	24.7	25.0
1800	25.1	24.6	25.2	25.9	25.4	25.3	25.1	25.2
1900	25.3	24.2	25.3	25.2	24.7	24.2	24.8	24.8
2000	24.6	24.5	24.5	25.7	25.2	25.1	25.3	25.0
2100	24.3	23.3	25	25.2	25.1	24.7	24.1	24.5
2200	25.3	24.8	24.3	24.6	24.8	24.9	25.2	24.8
2300	25.2	25.5	24.7	24.5	26.4	24.2	23.9	24.9
Total	23.9	24.3	24.8	24.7	24.9	24.8	24.5	24.6



	ATC Site 9 - Stable Street Radar Speed Survey	August 2018
---	--	-------------

Volume Reports

Site Name - ATC Site 9 - Stable Street

Direction - Westbound

Grid Ref - 51.30894, 0.9366

Time	10-Aug-18	11-Aug-18	12-Aug-18	13-Aug-18	14-Aug-18	15-Aug-18	16-Aug-18	5 Day Total	5 Day Average	7 Day Total	7 Day Average
0000	3	3	13	0	1	0	3	7	1	23	3
0100	3	4	3	1	0	4	4	12	2	19	3
0200	5	2	4	1	5	2	4	17	3	23	3
0300	6	1	0	3	2	3	6	20	4	21	3
0400	4	5	4	6	4	7	5	26	5	35	5
0500	12	7	13	12	17	16	13	70	14	90	13
0600	30	10	13	23	26	35	17	131	26	154	22
0700	92	23	5	105	82	90	88	457	91	485	69
0800	87	27	13	88	91	85	90	441	88	481	69
0900	40	47	25	35	43	60	61	239	48	311	44
1000	49	61	48	40	47	38	69	243	49	352	50
1100	40	48	63	56	45	44	49	234	47	345	49
1200	38	48	65	36	37	50	50	211	42	324	46
1300	46	52	44	39	39	38	41	203	41	299	43
1400	41	38	37	39	34	51	28	193	39	268	38
1500	51	43	35	51	39	55	41	237	47	315	45
1600	51	51	40	85	82	107	93	418	84	509	73
1700	72	43	32	87	126	153	137	575	115	650	93
1800	37	39	36	44	48	58	58	245	49	320	46
1900	23	21	19	28	14	36	27	128	26	168	24
2000	23	23	15	13	12	32	14	94	19	132	19
2100	23	24	6	15	9	35	15	97	19	127	18
2200	12	65	7	10	12	21	12	67	13	139	20
2300	9	33	3	4	9	8	6	36	7	72	10
Total	797	718	543	821	824	1028	931	4401	880	5662	809

Volume Reports

Site Name - ATC Site 9 - Stable Street

Direction - Eastbound

Grid Ref - 51.30894, 0.9366

Time	10-Aug-18	11-Aug-18	12-Aug-18	13-Aug-18	14-Aug-18	15-Aug-18	16-Aug-18	5 Day Total	5 Day Average	7 Day Total	7 Day Average
0000	4	13	18	9	6	5	7	31	6	62	9
0100	5	13	12	5	5	11	6	32	6	57	8
0200	3	4	8	1	3	4	7	18	4	30	4
0300	5	3	4	2	6	4	3	20	4	27	4
0400	6	5	6	5	6	7	6	30	6	41	6
0500	12	12	9	19	16	16	20	83	17	104	15
0600	27	15	4	32	27	34	29	149	30	168	24
0700	97	26	15	93	97	105	105	497	99	538	77
0800	169	73	26	144	163	162	173	811	162	910	130
0900	107	106	59	97	94	108	120	526	105	691	99
1000	120	108	86	93	95	86	92	486	97	680	97
1100	108	109	78	85	115	91	98	497	99	684	98
1200	90	105	93	103	99	106	107	505	101	703	100
1300	109	104	85	104	94	121	106	534	107	723	103
1400	117	111	98	91	107	105	102	522	104	731	104
1500	108	108	108	111	112	136	91	558	112	774	111
1600	110	95	92	137	141	160	118	666	133	853	122
1700	162	113	81	181	175	190	157	865	173	1059	151
1800	105	88	56	91	112	122	98	528	106	672	96
1900	67	75	55	78	93	99	87	424	85	554	79
2000	47	47	37	39	41	55	57	239	48	323	46
2100	50	41	35	35	35	45	48	213	43	289	41
2200	33	36	21	21	20	34	30	138	28	195	28
2300	27	39	13	10	15	14	22	88	18	140	20
Total	1688	1449	1099	1586	1677	1820	1689	8460	1692	11008	1573

Class Report

Site Name - ATC Site 9 - Stable Street

Direction - Westbound

Grid Ref - 51.30894, 0.9366

10 August 2018

Time	Total	Bin 1 <=5.2m	Bin 2 5.2-6.5	Bin 3 6.5-11.5	Bin 4 >11.5
0000	3	3	0	0	0
0100	3	2	0	0	1
0200	5	4	0	1	0
0300	6	1	1	3	1
0400	4	4	0	0	0
0500	12	7	2	3	0
0600	30	19	8	2	1
0700	92	74	10	8	0
0800	87	69	5	11	2
0900	40	35	4	0	1
1000	49	39	4	5	1
1100	40	32	3	3	2
1200	38	33	1	2	2
1300	46	41	2	2	1
1400	41	28	5	3	5
1500	51	43	4	2	2
1600	51	49	0	1	1
1700	72	64	4	3	1
1800	37	32	1	1	3
1900	23	18	2	2	1
2000	23	20	2	1	0
2100	23	19	3	0	1
2200	12	7	2	2	1
2300	9	7	2	0	0
Total	797	650	65	55	27

Class Report

Site Name - ATC Site 9 - Stable Street

Direction - Westbound

Grid Ref - 51.30894, 0.9366

11 August 2018

Time	Total	Bin 1 <=5.2m	Bin 2 5.2-6.5	Bin 3 6.5-11.5	Bin 4 >11.5
0000	3	3	0	0	0
0100	4	3	1	0	0
0200	2	0	0	1	1
0300	1	0	0	0	1
0400	5	2	0	0	3
0500	7	6	1	0	0
0600	10	8	1	1	0
0700	23	16	6	1	0
0800	27	24	2	0	1
0900	47	41	5	0	1
1000	61	54	3	3	1
1100	48	39	7	2	0
1200	48	40	5	2	1
1300	52	45	3	1	3
1400	38	32	4	2	0
1500	43	33	4	3	3
1600	51	43	6	2	0
1700	43	35	6	2	0
1800	39	33	3	3	0
1900	21	16	1	2	2
2000	23	20	1	2	0
2100	24	18	4	2	0
2200	65	47	6	6	6
2300	33	23	7	3	0
Total	718	581	76	38	23

Class Report

Site Name - ATC Site 9 - Stable Street

Direction - Westbound

Grid Ref - 51.30894, 0.9366

12 August 2018

Time	Total	Bin 1 <=5.2m	Bin 2 5.2-6.5	Bin 3 6.5-11.5	Bin 4 >11.5
0000	13	9	2	2	0
0100	3	2	0	0	1
0200	4	4	0	0	0
0300	0	0	0	0	0
0400	4	3	0	1	0
0500	13	13	0	0	0
0600	13	13	0	0	0
0700	5	5	0	0	0
0800	13	10	2	1	0
0900	25	23	1	1	0
1000	48	45	0	2	1
1100	63	52	4	5	2
1200	65	58	7	0	0
1300	44	40	3	1	0
1400	37	31	2	3	1
1500	35	28	4	1	2
1600	40	34	5	1	0
1700	32	27	4	0	1
1800	36	32	2	1	1
1900	19	14	3	2	0
2000	15	12	1	0	2
2100	6	5	1	0	0
2200	7	7	0	0	0
2300	3	2	0	1	0
Total	543	469	41	22	11

Class Report

Site Name - ATC Site 9 - Stable Street

Direction - Westbound

Grid Ref - 51.30894, 0.9366

13 August 2018

Time	Total	Bin 1 <=5.2m	Bin 2 5.2-6.5	Bin 3 6.5-11.5	Bin 4 >11.5
0000	0	0	0	0	0
0100	1	1	0	0	0
0200	1	1	0	0	0
0300	3	3	0	0	0
0400	6	4	0	2	0
0500	12	7	2	2	1
0600	23	17	4	1	1
0700	105	85	12	8	0
0800	88	70	9	6	3
0900	35	31	2	2	0
1000	40	34	1	3	2
1100	56	41	4	7	4
1200	36	27	3	5	1
1300	39	27	6	5	1
1400	39	26	6	2	5
1500	51	44	3	3	1
1600	85	61	12	8	4
1700	87	67	15	5	0
1800	44	37	3	2	2
1900	28	18	4	4	2
2000	13	9	2	1	1
2100	15	11	2	1	1
2200	10	9	0	1	0
2300	4	3	0	0	1
Total	821	633	90	68	30

Class Report

Site Name - ATC Site 9 - Stable Street
Direction - Westbound
Grid Ref - 51.30894, 0.9366

14 August 2018

Time	Total	Bin 1 <=5.2m	Bin 2 5.2-6.5	Bin 3 6.5-11.5	Bin 4 >11.5
0000	1	1	0	0	0
0100	0	0	0	0	0
0200	5	1	0	1	3
0300	2	2	0	0	0
0400	4	1	2	1	0
0500	17	11	4	2	0
0600	26	18	6	1	1
0700	82	69	6	6	1
0800	91	73	12	5	1
0900	43	33	6	2	2
1000	47	37	3	5	2
1100	45	32	3	5	5
1200	37	34	2	1	0
1300	39	31	3	4	1
1400	34	23	6	4	1
1500	39	28	7	3	1
1600	82	62	12	7	1
1700	126	111	8	7	0
1800	48	40	3	3	2
1900	14	12	1	1	0
2000	12	8	2	1	1
2100	9	7	0	1	1
2200	12	11	0	0	1
2300	9	4	3	2	0
Total	824	649	89	62	24

Class Report

Site Name - ATC Site 9 - Stable Street
Direction - Westbound
Grid Ref - 51.30894, 0.9366

15 August 2018

Time	Total	Bin 1 <=5.2m	Bin 2 5.2-6.5	Bin 3 6.5-11.5	Bin 4 >11.5
0000	0	0	0	0	0
0100	4	1	1	2	0
0200	2	2	0	0	0
0300	3	3	0	0	0
0400	7	2	2	2	1
0500	16	10	3	2	1
0600	35	24	4	4	3
0700	90	73	8	9	0
0800	85	74	4	6	1
0900	60	52	3	2	3
1000	38	28	3	5	2
1100	44	36	6	2	0
1200	50	33	10	4	3
1300	38	25	5	7	1
1400	51	40	5	3	3
1500	55	37	8	4	6
1600	107	88	8	8	3
1700	153	129	15	8	1
1800	58	44	6	4	4
1900	36	25	6	5	0
2000	32	21	4	4	3
2100	35	21	2	8	4
2200	21	13	2	4	2
2300	8	7	0	1	0
Total	1028	788	105	94	41

Class Report

Site Name - ATC Site 9 - Stable Street

Direction - Westbound

Grid Ref - 51.30894, 0.9366

16 August 2018

Time	Total	Bin 1 <=5.2m	Bin 2 5.2-6.5	Bin 3 6.5-11.5	Bin 4 >11.5
0000	3	1	1	1	0
0100	4	0	1	3	0
0200	4	2	1	1	0
0300	6	2	1	1	2
0400	5	1	3	1	0
0500	13	6	2	1	4
0600	17	13	2	2	0
0700	88	74	5	9	0
0800	90	78	6	5	1
0900	61	49	6	5	1
1000	69	60	4	3	2
1100	49	35	8	4	2
1200	50	35	6	5	4
1300	41	30	5	3	3
1400	28	16	5	6	1
1500	41	38	2	0	1
1600	93	70	6	16	1
1700	137	109	14	13	1
1800	58	51	5	1	1
1900	27	19	2	5	1
2000	14	13	0	1	0
2100	15	13	0	1	1
2200	12	8	1	2	1
2300	6	4	1	1	0
Total	931	727	87	90	27

Class Report

Site Name - ATC Site 9 - Stable Street
Direction - Eastbound
Grid Ref - 51.30894, 0.9366

10 August 2018

Time	Total	Bin 1 <=5.2m	Bin 2 5.2-6.5	Bin 3 6.5-11.5	Bin 4 >11.5
0000	4	3	1	0	0
0100	5	5	0	0	0
0200	3	3	0	0	0
0300	5	4	0	0	1
0400	6	5	1	0	0
0500	12	7	4	1	0
0600	27	23	3	1	0
0700	97	73	21	3	0
0800	169	134	21	13	1
0900	107	82	18	7	0
1000	120	93	20	7	0
1100	108	88	12	7	1
1200	90	69	10	7	4
1300	109	80	17	11	1
1400	117	100	10	7	0
1500	108	82	12	3	11
1600	110	98	3	2	7
1700	162	151	8	3	0
1800	105	89	12	4	0
1900	67	58	5	3	1
2000	47	44	3	0	0
2100	50	49	1	0	0
2200	33	30	3	0	0
2300	27	22	4	1	0
Total	1688	1392	189	80	27

Class Report

Site Name - ATC Site 9 - Stable Street
Direction - Eastbound
Grid Ref - 51.30894, 0.9366

11 August 2018

Time	Total	Bin 1 <=5.2m	Bin 2 5.2-6.5	Bin 3 6.5-11.5	Bin 4 >11.5
0000	13	12	1	0	0
0100	13	12	1	0	0
0200	4	3	1	0	0
0300	3	2	1	0	0
0400	5	4	1	0	0
0500	12	8	3	1	0
0600	15	12	3	0	0
0700	26	19	4	3	0
0800	73	61	10	2	0
0900	106	89	13	4	0
1000	108	98	7	2	1
1100	109	94	13	2	0
1200	105	92	11	2	0
1300	104	88	14	2	0
1400	111	97	13	1	0
1500	108	91	14	3	0
1600	95	79	15	1	0
1700	113	98	15	0	0
1800	88	76	11	1	0
1900	75	63	10	1	1
2000	47	43	2	2	0
2100	41	33	8	0	0
2200	36	32	4	0	0
2300	39	34	5	0	0
Total	1449	1240	180	27	2

Class Report

Site Name - ATC Site 9 - Stable Street

Direction - Eastbound

Grid Ref - 51.30894, 0.9366

12 August 2018

Time	Total	Bin 1 <=5.2m	Bin 2 5.2-6.5	Bin 3 6.5-11.5	Bin 4 >11.5
0000	18	13	5	0	0
0100	12	10	1	1	0
0200	8	8	0	0	0
0300	4	3	0	1	0
0400	6	5	0	1	0
0500	9	7	2	0	0
0600	4	3	1	0	0
0700	15	14	1	0	0
0800	26	21	5	0	0
0900	59	50	8	1	0
1000	86	74	10	2	0
1100	78	66	9	2	1
1200	93	79	12	2	0
1300	85	74	11	0	0
1400	98	86	10	2	0
1500	108	98	9	1	0
1600	92	79	13	0	0
1700	81	71	9	1	0
1800	56	50	6	0	0
1900	55	48	7	0	0
2000	37	34	3	0	0
2100	35	31	4	0	0
2200	21	20	1	0	0
2300	13	12	1	0	0
Total	1099	956	128	14	1

Class Report

Site Name - ATC Site 9 - Stable Street
Direction - Eastbound
Grid Ref - 51.30894, 0.9366

13 August 2018

Time	Total	Bin 1 ≤5.2m	Bin 2 5.2-6.5	Bin 3 6.5-11.5	Bin 4 >11.5
0000	9	9	0	0	0
0100	5	5	0	0	0
0200	1	1	0	0	0
0300	2	2	0	0	0
0400	5	4	1	0	0
0500	19	15	4	0	0
0600	32	25	5	2	0
0700	93	71	18	4	0
0800	144	121	16	7	0
0900	97	68	18	11	0
1000	93	66	15	12	0
1100	85	63	12	8	2
1200	103	85	12	6	0
1300	104	79	18	7	0
1400	91	71	12	8	0
1500	111	93	13	5	0
1600	137	107	26	4	0
1700	181	151	28	2	0
1800	91	81	9	1	0
1900	78	66	11	1	0
2000	39	32	7	0	0
2100	35	30	5	0	0
2200	21	19	2	0	0
2300	10	1	6	3	0
Total	1586	1265	238	81	2

Class Report

Site Name - ATC Site 9 - Stable Street

Direction - Eastbound

Grid Ref - 51.30894, 0.9366

14 August 2018

Time	Total	Bin 1 <=5.2m	Bin 2 5.2-6.5	Bin 3 6.5-11.5	Bin 4 >11.5
0000	6	3	1	2	0
0100	5	4	0	1	0
0200	3	2	1	0	0
0300	6	5	1	0	0
0400	6	4	2	0	0
0500	16	14	0	2	0
0600	27	23	4	0	0
0700	97	89	6	1	1
0800	163	134	17	12	0
0900	94	78	11	5	0
1000	95	71	14	9	1
1100	115	84	17	12	2
1200	99	78	15	6	0
1300	94	77	13	3	1
1400	107	82	18	7	0
1500	112	91	13	8	0
1600	141	111	27	3	0
1700	175	154	16	4	1
1800	112	97	12	3	0
1900	93	86	7	0	0
2000	41	34	7	0	0
2100	35	26	7	2	0
2200	20	16	2	2	0
2300	15	12	2	1	0
Total	1677	1375	213	83	6

Class Report

Site Name - ATC Site 9 - Stable Street
Direction - Eastbound
Grid Ref - 51.30894, 0.9366

15 August 2018

Time	Total	Bin 1 ≤5.2m	Bin 2 5.2-6.5	Bin 3 6.5-11.5	Bin 4 >11.5
0000	5	5	0	0	0
0100	11	10	0	1	0
0200	4	3	1	0	0
0300	4	3	1	0	0
0400	7	5	2	0	0
0500	16	12	4	0	0
0600	34	29	5	0	0
0700	105	79	24	2	0
0800	162	127	27	8	0
0900	108	81	20	7	0
1000	86	68	9	9	0
1100	91	72	13	5	1
1200	106	78	17	9	2
1300	121	77	24	20	0
1400	105	80	18	7	0
1500	136	97	28	9	2
1600	160	128	26	6	0
1700	190	163	24	3	0
1800	122	100	18	4	0
1900	99	88	10	0	1
2000	55	44	10	0	1
2100	45	36	8	1	0
2200	34	33	0	1	0
2300	14	13	1	0	0
Total	1820	1431	290	92	7

Class Report

Site Name - ATC Site 9 - Stable Street

Direction - Eastbound

Grid Ref - 51.30894, 0.9366

16 August 2018

Time	Total	Bin 1 <=5.2m	Bin 2 5.2-6.5	Bin 3 6.5-11.5	Bin 4 >11.5
0000	7	7	0	0	0
0100	6	5	1	0	0
0200	7	7	0	0	0
0300	3	3	0	0	0
0400	6	5	1	0	0
0500	20	14	6	0	0
0600	29	23	6	0	0
0700	105	85	18	2	0
0800	173	146	18	9	0
0900	120	93	21	6	0
1000	92	63	18	11	0
1100	98	78	14	6	0
1200	107	83	17	6	1
1300	106	86	14	6	0
1400	102	79	15	8	0
1500	91	68	13	10	0
1600	118	109	8	1	0
1700	157	138	19	0	0
1800	98	86	11	1	0
1900	87	74	10	3	0
2000	57	49	8	0	0
2100	48	45	3	0	0
2200	30	28	2	0	0
2300	22	19	3	0	0
Total	1689	1393	226	69	1

Speed Report

Site Name - ATC Site 9 - Stable Street

Direction - Westbound

Grid Ref - 51.30894, 0.9366

10 August 2018

Time	Total	Vpp 85	Mean	Vbin 0 1	Vbin 1 5	Vbin 5 10	Vbin 10 15	Vbin 15 20	Vbin 20 25	Vbin 25 30	Vbin 30 35	Vbin 35 40	Vbin 40 45	Vbin 45 50	Vbin 50 55	Vbin 55 55>
0000	3	0	20.2	0	0	0	1	1	0	1	0	0	0	0	0	0
0100	3	0	23.5	0	0	0	0	1	1	1	0	0	0	0	0	0
0200	5	0	21.5	0	0	1	1	0	1	1	1	0	0	0	0	0
0300	6	0	20.2	0	0	0	2	0	4	0	0	0	0	0	0	0
0400	4	0	31	0	0	0	0	0	0	2	2	0	0	0	0	0
0500	12	29.5	26	0	0	0	2	0	3	5	1	1	0	0	0	0
0600	30	29.9	26.7	0	0	0	0	2	8	19	1	0	0	0	0	0
0700	92	29.9	25.6	0	0	0	3	7	36	41	5	0	0	0	0	0
0800	87	29.6	25.1	0	0	0	3	10	34	37	3	0	0	0	0	0
0900	40	29.6	25.3	0	0	0	1	4	17	16	2	0	0	0	0	0
1000	49	28.6	24.2	0	0	0	3	3	30	10	3	0	0	0	0	0
1100	40	28.8	23.8	0	0	0	2	8	18	10	2	0	0	0	0	0
1200	38	28.6	23	0	0	0	5	7	14	11	1	0	0	0	0	0
1300	46	28.1	23.7	0	0	0	1	9	24	11	1	0	0	0	0	0
1400	41	29.5	23.9	0	0	1	1	10	14	12	3	0	0	0	0	0
1500	51	28.1	23.5	0	0	0	2	10	25	14	0	0	0	0	0	0
1600	51	29.4	24.5	0	0	1	3	6	17	23	1	0	0	0	0	0
1700	72	29.7	25.3	0	0	0	2	7	29	31	3	0	0	0	0	0
1800	37	28.8	24	0	0	0	2	6	15	14	0	0	0	0	0	0
1900	23	29.8	25.7	0	0	0	0	2	11	8	2	0	0	0	0	0
2000	23	29.2	24.8	0	0	0	0	4	10	8	1	0	0	0	0	0
2100	23	28.5	24.4	0	0	0	2	0	14	6	1	0	0	0	0	0
2200	12	22.8	21	0	0	0	0	9	2	0	0	1	0	0	0	0
2300	9	0	23.5	0	0	0	0	1	7	1	0	0	0	0	0	0
Total	797	29.5	24.5	0	0	3	36	107	334	282	33	2	0	0	0	0

Speed Report

Site Name - ATC Site 9 - Stable Street

Direction - Westbound

Grid Ref - 51.30894, 0.9366

11 August 2018

Time	Total	Vpp 85	Mean	Vbin 0 1	Vbin 1 5	Vbin 5 10	Vbin 10 15	Vbin 15 20	Vbin 20 25	Vbin 25 30	Vbin 30 35	Vbin 35 40	Vbin 40 45	Vbin 45 50	Vbin 50 55	Vbin 55 55>
0000	3	0	23.5	0	0	0	0	0	3	0	0	0	0	0	0	0
0100	4	0	24.8	0	0	0	0	1	1	2	0	0	0	0	0	0
0200	2	0	26	0	0	0	0	1	0	0	1	0	0	0	0	0
0300	1	0	13.5	0	0	0	1	0	0	0	0	0	0	0	0	0
0400	5	0	17.5	0	0	0	2	2	1	0	0	0	0	0	0	0
0500	7	0	28.5	0	0	0	0	0	2	4	0	1	0	0	0	0
0600	10	31	27.5	0	0	0	0	1	3	4	1	1	0	0	0	0
0700	23	29.2	24.6	0	0	1	1	1	9	11	0	0	0	0	0	0
0800	27	30.3	26.8	0	0	0	0	3	5	17	2	0	0	0	0	0
0900	47	29.3	25.1	0	0	0	2	1	28	13	2	1	0	0	0	0
1000	61	28.1	22.1	0	1	6	3	6	29	15	1	0	0	0	0	0
1100	48	28.6	23.4	0	0	0	7	3	24	12	2	0	0	0	0	0
1200	48	25.9	22.8	0	0	0	3	11	27	4	3	0	0	0	0	0
1300	52	28.6	23.3	0	0	0	6	7	25	11	3	0	0	0	0	0
1400	38	27.1	22.3	0	0	0	6	5	19	8	0	0	0	0	0	0
1500	43	29.1	24.2	0	0	0	1	9	18	13	2	0	0	0	0	0
1600	51	28.6	24.4	0	0	0	1	6	28	15	1	0	0	0	0	0
1700	43	28.1	23.3	0	0	0	2	10	19	12	0	0	0	0	0	0
1800	39	28.9	24.1	0	0	0	3	4	18	13	1	0	0	0	0	0
1900	21	28	23.3	0	0	0	2	3	10	6	0	0	0	0	0	0
2000	23	28.9	25.2	0	0	0	0	1	14	7	1	0	0	0	0	0
2100	24	25.5	21	0	0	2	1	7	11	3	0	0	0	0	0	0
2200	65	26.5	21.3	0	0	0	14	15	25	8	3	0	0	0	0	0
2300	33	26.5	22.9	0	0	0	1	8	18	6	0	0	0	0	0	0
Total	718	28.8	23.4	0	1	9	56	105	337	184	23	3	0	0	0	0

Speed Report

Site Name - ATC Site 9 - Stable Street

Direction - Westbound

Grid Ref - 51.30894, 0.9366

12 August 2018

Time	Total	Vpp 85	Mean	Vbin 0 1	Vbin 1 5	Vbin 5 10	Vbin 10 15	Vbin 15 20	Vbin 20 25	Vbin 25 30	Vbin 30 35	Vbin 35 40	Vbin 40 45	Vbin 45 50	Vbin 50 55	Vbin 55 55>
0000	13	26.9	22.7	0	0	0	2	1	7	3	0	0	0	0	0	0
0100	3	0	21.8	0	0	0	0	1	2	0	0	0	0	0	0	0
0200	4	0	22.3	0	0	0	0	1	3	0	0	0	0	0	0	0
0300	0	0	0	0	0	0	0	0	0	0	0	0	0	0	0	0
0400	4	0	19.8	0	0	0	2	1	0	0	1	0	0	0	0	0
0500	13	25.2	22.7	0	0	0	0	3	9	1	0	0	0	0	0	0
0600	13	28.6	23.1	0	0	0	0	6	2	5	0	0	0	0	0	0
0700	5	0	23.5	0	0	0	0	1	3	1	0	0	0	0	0	0
0800	13	30.2	27.7	0	0	0	0	0	3	9	1	0	0	0	0	0
0900	25	28.3	24.7	0	0	0	0	3	15	6	0	1	0	0	0	0
1000	48	28.4	24.1	0	0	0	2	5	28	11	2	0	0	0	0	0
1100	63	28.1	23.5	0	0	0	2	13	31	17	0	0	0	0	0	0
1200	65	28.2	23.7	0	0	0	2	12	33	18	0	0	0	0	0	0
1300	44	28.7	23.4	0	0	0	5	6	19	13	1	0	0	0	0	0
1400	37	27.6	23.8	0	0	0	0	8	21	6	2	0	0	0	0	0
1500	35	28.9	23.2	0	0	0	4	7	13	9	2	0	0	0	0	0
1600	40	28.2	23.8	0	0	0	2	6	22	8	2	0	0	0	0	0
1700	32	29.2	25.7	0	0	0	0	1	16	15	0	0	0	0	0	0
1800	36	28.1	23.6	0	0	0	1	7	18	10	0	0	0	0	0	0
1900	19	28.2	24.3	0	0	0	0	3	10	6	0	0	0	0	0	0
2000	15	27.6	22.2	0	0	0	2	4	5	4	0	0	0	0	0	0
2100	6	0	24.3	0	0	0	0	1	4	0	1	0	0	0	0	0
2200	7	0	27.1	0	0	0	0	0	3	3	1	0	0	0	0	0
2300	3	0	20.2	0	0	0	1	0	2	0	0	0	0	0	0	0
Total	543	28.7	23.8	0	0	0	25	90	269	145	13	1	0	0	0	0

Speed Report

Site Name - ATC Site 9 - Stable Street

Direction - Westbound

Grid Ref - 51.30894, 0.9366

13 August 2018

Time	Total	Vpp 85	Mean	Vbin 0 1	Vbin 1 5	Vbin 5 10	Vbin 10 15	Vbin 15 20	Vbin 20 25	Vbin 25 30	Vbin 30 35	Vbin 35 40	Vbin 40 45	Vbin 45 50	Vbin 50 55	Vbin 55 55>
0000	0	0	0	0	0	0	0	0	0	0	0	0	0	0	0	0
0100	1	0	23.5	0	0	0	0	0	1	0	0	0	0	0	0	0
0200	1	0	28.5	0	0	0	0	0	0	1	0	0	0	0	0	0
0300	3	0	23.5	0	0	0	0	1	1	1	0	0	0	0	0	0
0400	6	0	25.2	0	0	0	1	0	1	4	0	0	0	0	0	0
0500	12	29.7	26.8	0	0	0	0	1	2	9	0	0	0	0	0	0
0600	23	29.7	24.6	0	0	0	2	4	5	11	1	0	0	0	0	0
0700	105	29	24.6	0	0	0	4	10	51	39	1	0	0	0	0	0
0800	88	29.5	24.9	0	0	0	3	10	37	35	3	0	0	0	0	0
0900	35	28.9	24.9	0	0	0	1	2	18	14	0	0	0	0	0	0
1000	40	29.1	24.1	0	0	0	0	11	15	12	2	0	0	0	0	0
1100	56	28.7	23.7	0	0	0	2	13	23	17	1	0	0	0	0	0
1200	36	27.9	23.8	0	0	0	2	4	21	8	1	0	0	0	0	0
1300	39	28.4	23.2	0	0	0	3	8	16	12	0	0	0	0	0	0
1400	39	25.7	22.3	0	0	0	2	12	19	5	1	0	0	0	0	0
1500	51	27.6	23	0	0	2	2	7	28	12	0	0	0	0	0	0
1600	85	28.4	23.4	0	0	0	8	12	40	24	1	0	0	0	0	0
1700	87	30.1	26.1	0	0	1	2	3	33	42	5	1	0	0	0	0
1800	44	29.2	24.5	0	0	0	2	5	21	14	2	0	0	0	0	0
1900	28	28.1	23.3	0	0	0	1	7	12	8	0	0	0	0	0	0
2000	13	29.6	25.4	0	0	0	0	2	5	5	1	0	0	0	0	0
2100	15	27.6	23.5	0	0	0	0	4	7	4	0	0	0	0	0	0
2200	10	24.3	20	0	0	1	0	5	3	1	0	0	0	0	0	0
2300	4	0	21	0	0	0	0	2	2	0	0	0	0	0	0	0
Total	821	29.1	24.2	0	0	4	35	123	361	278	19	1	0	0	0	0

Speed Report

Site Name - ATC Site 9 - Stable Street

Direction - Westbound

Grid Ref - 51.30894, 0.9366

14 August 2018

Time	Total	Vpp 85	Mean	Vbin 0 1	Vbin 1 5	Vbin 5 10	Vbin 10 15	Vbin 15 20	Vbin 20 25	Vbin 25 30	Vbin 30 35	Vbin 35 40	Vbin 40 45	Vbin 45 50	Vbin 50 55	Vbin 55 55>
0000	1	0	8.5	0	0	1	0	0	0	0	0	0	0	0	0	0
0100	0	0	0	0	0	0	0	0	0	0	0	0	0	0	0	0
0200	5	0	22.5	0	0	0	1	2	0	1	1	0	0	0	0	0
0300	2	0	18.5	0	0	0	1	0	1	0	0	0	0	0	0	0
0400	4	0	26	0	0	0	0	0	2	2	0	0	0	0	0	0
0500	17	29.5	25.3	0	0	0	1	1	7	7	1	0	0	0	0	0
0600	26	27.9	23.5	0	0	0	2	3	14	7	0	0	0	0	0	0
0700	82	30.4	26	0	0	0	3	6	28	37	8	0	0	0	0	0
0800	91	29.4	25.2	0	0	0	3	4	45	37	2	0	0	0	0	0
0900	43	28	23	0	0	2	2	6	22	10	1	0	0	0	0	0
1000	47	27.7	23.6	0	0	0	2	7	27	10	1	0	0	0	0	0
1100	45	28.4	22.6	0	0	0	5	12	16	10	2	0	0	0	0	0
1200	37	28.7	23.4	0	0	0	5	4	15	13	0	0	0	0	0	0
1300	39	29.3	23.8	0	0	1	3	5	17	10	3	0	0	0	0	0
1400	34	28.2	23.6	0	0	0	2	5	17	10	0	0	0	0	0	0
1500	39	29.6	24.1	0	0	0	6	2	14	15	2	0	0	0	0	0
1600	82	29	24.2	0	0	1	3	10	38	29	1	0	0	0	0	0
1700	126	29.3	24.6	0	0	0	9	10	55	49	3	0	0	0	0	0
1800	48	29.4	25	0	0	0	2	3	25	15	3	0	0	0	0	0
1900	14	28.4	24.6	0	0	0	1	0	8	5	0	0	0	0	0	0
2000	12	25.3	21	0	0	0	2	4	4	2	0	0	0	0	0	0
2100	9	0	22.9	0	0	0	0	3	4	2	0	0	0	0	0	0
2200	12	27.2	22.7	0	0	0	0	5	4	3	0	0	0	0	0	0
2300	9	0	21.8	0	0	0	1	4	1	3	0	0	0	0	0	0
Total	824	29.3	24.2	0	0	5	54	96	364	277	28	0	0	0	0	0

Speed Report

Site Name - ATC Site 9 - Stable Street

Direction - Westbound

Grid Ref - 51.30894, 0.9366

15 August 2018

Time	Total	Vpp 85	Mean	Vbin 0 1	Vbin 1 5	Vbin 5 10	Vbin 10 15	Vbin 15 20	Vbin 20 25	Vbin 25 30	Vbin 30 35	Vbin 35 40	Vbin 40 45	Vbin 45 50	Vbin 50 55	Vbin 55 55>
0000	0	0	0	0	0	0	0	0	0	0	0	0	0	0	0	0
0100	4	0	17.3	0	0	0	2	1	1	0	0	0	0	0	0	0
0200	2	0	23.5	0	0	0	0	1	0	1	0	0	0	0	0	0
0300	3	0	26.8	0	0	0	0	0	2	0	1	0	0	0	0	0
0400	7	0	20.6	0	0	0	2	2	1	2	0	0	0	0	0	0
0500	16	28.6	24.4	0	0	0	1	1	8	6	0	0	0	0	0	0
0600	35	30.3	24.6	0	0	0	4	4	11	12	4	0	0	0	0	0
0700	90	29.7	25.3	0	0	0	5	4	39	38	4	0	0	0	0	0
0800	85	29.6	25.2	0	0	0	2	7	40	32	4	0	0	0	0	0
0900	60	28.5	23.9	0	0	0	2	10	31	15	2	0	0	0	0	0
1000	38	27.9	23.8	0	0	0	3	2	23	10	0	0	0	0	0	0
1100	44	28.5	24.4	0	0	0	0	6	25	12	1	0	0	0	0	0
1200	50	28.5	23.7	0	0	0	2	10	25	10	3	0	0	0	0	0
1300	38	28.7	22.1	0	0	1	4	13	10	7	3	0	0	0	0	0
1400	51	29.5	24.7	0	0	0	3	5	23	17	3	0	0	0	0	0
1500	55	28.4	23.1	0	0	0	6	9	26	11	3	0	0	0	0	0
1600	107	29.6	25.6	0	0	0	0	10	45	49	3	0	0	0	0	0
1700	153	29.2	24.4	0	0	1	6	18	73	50	5	0	0	0	0	0
1800	58	29.7	24.8	0	0	0	1	12	21	20	3	1	0	0	0	0
1900	36	27.9	23.4	0	0	0	2	7	18	8	1	0	0	0	0	0
2000	32	26.6	21.9	0	0	1	4	5	16	6	0	0	0	0	0	0
2100	35	26.2	22.6	0	0	0	2	8	19	6	0	0	0	0	0	0
2200	21	25.6	21.4	0	0	0	3	6	9	3	0	0	0	0	0	0
2300	8	0	24.1	0	0	0	0	3	2	2	1	0	0	0	0	0
Total	1028	29.2	24.2	0	0	3	54	144	468	317	41	1	0	0	0	0

Speed Report

Site Name - ATC Site 9 - Stable Street

Direction - Westbound

Grid Ref - 51.30894, 0.9366

16 August 2018

Time	Total	Vpp 85	Mean	Vbin 0 1	Vbin 1 5	Vbin 5 10	Vbin 10 15	Vbin 15 20	Vbin 20 25	Vbin 25 30	Vbin 30 35	Vbin 35 40	Vbin 40 45	Vbin 45 50	Vbin 50 55	Vbin 55 55>
0000	3	0	20.2	0	0	0	2	0	0	0	1	0	0	0	0	0
0100	4	0	22.3	0	0	0	0	1	3	0	0	0	0	0	0	0
0200	4	0	17.3	0	0	1	1	0	2	0	0	0	0	0	0	0
0300	6	0	22.7	0	0	0	0	3	2	0	1	0	0	0	0	0
0400	5	0	24.5	0	0	0	1	0	1	3	0	0	0	0	0	0
0500	13	29.9	25.4	0	0	0	1	2	3	5	2	0	0	0	0	0
0600	17	29.1	25.3	0	0	0	0	2	7	8	0	0	0	0	0	0
0700	88	29.8	25.4	0	0	0	7	2	33	43	3	0	0	0	0	0
0800	90	29.9	25.7	0	0	0	3	5	38	38	6	0	0	0	0	0
0900	61	29.4	24.5	0	0	0	3	10	22	24	2	0	0	0	0	0
1000	69	27	22.8	0	0	1	1	20	34	11	2	0	0	0	0	0
1100	49	28.7	23.9	0	0	0	1	11	21	15	1	0	0	0	0	0
1200	50	29.6	24.8	0	0	0	1	10	16	21	2	0	0	0	0	0
1300	41	28.6	23.3	0	0	0	5	6	16	14	0	0	0	0	0	0
1400	28	26.5	23.3	0	0	0	2	4	17	3	2	0	0	0	0	0
1500	41	27.3	23.5	0	0	0	2	5	25	9	0	0	0	0	0	0
1600	93	28.3	23.9	0	0	0	3	14	50	25	1	0	0	0	0	0
1700	137	29.4	24.7	0	0	1	4	14	64	49	5	0	0	0	0	0
1800	58	29.2	25.1	0	0	0	0	5	31	20	2	0	0	0	0	0
1900	27	25.8	23.3	0	0	0	0	5	18	4	0	0	0	0	0	0
2000	14	26.7	23.5	0	0	0	1	1	9	3	0	0	0	0	0	0
2100	15	27.6	23.2	0	0	1	0	2	8	4	0	0	0	0	0	0
2200	12	24.5	23.5	0	0	0	0	3	7	1	1	0	0	0	0	0
2300	6	0	21.8	0	0	0	1	1	3	1	0	0	0	0	0	0
Total	931	29.2	24.3	0	0	4	39	126	430	301	31	0	0	0	0	0

Speed Report

Site Name - ATC Site 9 - Stable Street

Direction - Eastbound

Grid Ref - 51.30894, 0.9366

10 August 2018

Time	Total	Vpp 85	Mean	Vbin 0 1	Vbin 1 5	Vbin 5 10	Vbin 10 15	Vbin 15 20	Vbin 20 25	Vbin 25 30	Vbin 30 35	Vbin 35 40	Vbin 40 45	Vbin 45 50	Vbin 50 55	Vbin 55 55>
0000	4	0	24.8	0	0	0	0	0	3	1	0	0	0	0	0	0
0100	5	0	26.5	0	0	0	0	0	2	3	0	0	0	0	0	0
0200	3	0	26.8	0	0	0	0	0	1	2	0	0	0	0	0	0
0300	5	0	23.5	0	0	0	1	0	2	2	0	0	0	0	0	0
0400	6	0	24.3	0	0	0	0	1	3	2	0	0	0	0	0	0
0500	12	27.2	23.9	0	0	0	0	2	7	3	0	0	0	0	0	0
0600	27	29.6	25.2	0	0	0	1	4	8	13	1	0	0	0	0	0
0700	97	29.5	25.3	0	0	0	1	9	48	34	4	1	0	0	0	0
0800	169	28.8	24.5	0	0	0	0	26	86	55	2	0	0	0	0	0
0900	107	26.1	22.8	0	2	2	2	15	69	17	0	0	0	0	0	0
1000	120	28.3	24	0	0	1	0	19	66	33	1	0	0	0	0	0
1100	108	27.1	22.4	0	0	3	3	31	50	20	1	0	0	0	0	0
1200	90	27.8	22.4	0	0	0	12	18	39	20	1	0	0	0	0	0
1300	109	24.4	18.5	0	0	7	33	29	34	6	0	0	0	0	0	0
1400	117	25.6	22.6	0	0	1	0	29	75	12	0	0	0	0	0	0
1500	108	25.7	19	0	0	11	31	18	33	14	1	0	0	0	0	0
1600	110	24.4	19.5	0	0	0	28	37	41	4	0	0	0	0	0	0
1700	162	27.5	23.9	0	0	0	0	24	103	33	2	0	0	0	0	0
1800	105	28.6	24.3	0	0	0	2	13	59	28	3	0	0	0	0	0
1900	67	30.2	25.5	0	0	0	1	4	39	15	7	0	1	0	0	0
2000	47	28.5	24.2	0	0	0	1	6	25	15	0	0	0	0	0	0
2100	50	28.3	23.5	0	0	0	2	11	24	11	2	0	0	0	0	0
2200	33	25.7	23.7	0	0	0	0	3	26	4	0	0	0	0	0	0
2300	27	28	24.2	0	0	0	1	2	17	6	1	0	0	0	0	0
Total	1688	27.8	22.9	0	2	25	119	301	860	353	26	1	1	0	0	0

Speed Report

Site Name - ATC Site 9 - Stable Street

Direction - Eastbound

Grid Ref - 51.30894, 0.9366

11 August 2018

Time	Total	Vpp 85	Mean	Vbin 0 1	Vbin 1 5	Vbin 5 10	Vbin 10 15	Vbin 15 20	Vbin 20 25	Vbin 25 30	Vbin 30 35	Vbin 35 40	Vbin 40 45	Vbin 45 50	Vbin 50 55	Vbin 55 55>
0000	13	28.6	24.7	0	0	0	0	2	6	5	0	0	0	0	0	0
0100	13	29.8	26.6	0	0	0	0	0	6	6	1	0	0	0	0	0
0200	4	0	28.5	0	0	0	0	0	2	1	0	1	0	0	0	0
0300	3	0	25.2	0	0	0	0	0	2	1	0	0	0	0	0	0
0400	5	0	25.5	0	0	0	0	0	3	2	0	0	0	0	0	0
0500	12	25.3	23.5	0	0	0	1	0	9	2	0	0	0	0	0	0
0600	15	29.8	24.5	0	0	1	0	1	8	3	2	0	0	0	0	0
0700	26	25.5	22	0	0	0	2	8	12	4	0	0	0	0	0	0
0800	73	27.7	23.4	0	0	0	2	16	38	16	1	0	0	0	0	0
0900	106	28.3	23.8	0	0	1	1	18	57	28	1	0	0	0	0	0
1000	108	27.1	23.5	0	0	1	2	16	68	19	1	1	0	0	0	0
1100	109	27	23.4	0	0	0	4	16	68	21	0	0	0	0	0	0
1200	105	27.2	23.4	0	0	0	4	19	62	16	3	1	0	0	0	0
1300	104	27.9	23.8	0	0	0	2	16	62	21	3	0	0	0	0	0
1400	111	28.3	24	0	0	1	1	17	63	26	3	0	0	0	0	0
1500	108	26.7	23.4	0	0	0	3	18	68	16	3	0	0	0	0	0
1600	95	27	23.5	0	0	1	2	12	62	17	1	0	0	0	0	0
1700	113	26.7	23.7	0	0	0	2	13	78	18	2	0	0	0	0	0
1800	88	27.3	23.7	0	0	0	2	12	56	16	2	0	0	0	0	0
1900	75	27.4	23.6	0	0	0	0	16	43	15	0	1	0	0	0	0
2000	47	26.4	22.4	0	0	1	2	14	22	6	1	1	0	0	0	0
2100	41	27.5	23.4	0	0	0	1	9	22	8	1	0	0	0	0	0
2200	36	27.5	23.6	0	0	0	3	2	23	7	1	0	0	0	0	0
2300	39	28.6	24.1	0	0	0	0	8	19	11	1	0	0	0	0	0
Total	1449	27.7	23.6	0	0	6	34	233	859	285	27	5	0	0	0	0

Speed Report

Site Name - ATC Site 9 - Stable Street

Direction - Eastbound

Grid Ref - 51.30894, 0.9366

12 August 2018

Time	Total	Vpp 85	Mean	Vbin 0 1	Vbin 1 5	Vbin 5 10	Vbin 10 15	Vbin 15 20	Vbin 20 25	Vbin 25 30	Vbin 30 35	Vbin 35 40	Vbin 40 45	Vbin 45 50	Vbin 50 55	Vbin 55 55>
0000	18	29.2	24.9	0	0	0	0	3	8	6	1	0	0	0	0	0
0100	12	29.4	25.6	0	0	0	0	2	3	7	0	0	0	0	0	0
0200	8	0	26	0	0	0	0	0	4	4	0	0	0	0	0	0
0300	4	0	22.3	0	0	0	0	1	3	0	0	0	0	0	0	0
0400	6	0	25.2	0	0	0	0	1	2	3	0	0	0	0	0	0
0500	9	0	23.5	0	0	0	0	3	4	1	1	0	0	0	0	0
0600	4	0	28.5	0	0	0	0	0	1	2	1	0	0	0	0	0
0700	15	28.1	23.8	0	0	0	0	4	7	3	1	0	0	0	0	0
0800	26	27.9	23.9	0	0	0	1	3	15	7	0	0	0	0	0	0
0900	59	26.8	22.9	0	0	0	3	13	32	10	1	0	0	0	0	0
1000	86	27.5	23.6	0	0	0	0	19	49	15	3	0	0	0	0	0
1100	78	27.9	23.4	0	0	0	4	13	42	18	1	0	0	0	0	0
1200	93	25.8	22.6	0	0	1	2	23	55	11	1	0	0	0	0	0
1300	85	27.7	23.6	0	0	1	0	15	49	20	0	0	0	0	0	0
1400	98	27.5	23.9	0	0	0	1	13	62	22	0	0	0	0	0	0
1500	108	27.5	23.9	0	0	0	1	16	68	21	1	1	0	0	0	0
1600	92	28	24	0	0	0	1	13	55	22	1	0	0	0	0	0
1700	81	29.4	25.4	0	0	0	1	5	38	36	1	0	0	0	0	0
1800	56	29.3	24.6	0	0	0	3	7	22	23	1	0	0	0	0	0
1900	55	28.8	24.6	0	0	0	1	6	28	20	0	0	0	0	0	0
2000	37	28.5	23.8	0	0	0	0	10	17	8	2	0	0	0	0	0
2100	35	27.9	24.2	0	0	0	2	1	24	6	2	0	0	0	0	0
2200	21	28.8	24.9	0	0	0	0	3	11	6	0	1	0	0	0	0
2300	13	26.9	23.9	0	0	0	0	2	8	3	0	0	0	0	0	0
Total	1099	28.3	23.9	0	0	2	20	176	607	274	18	2	0	0	0	0

Speed Report

Site Name - ATC Site 9 - Stable Street

Direction - Eastbound

Grid Ref - 51.30894, 0.9366

13 August 2018

Time	Total	Vpp 85	Mean	Vbin 0 1	Vbin 1 5	Vbin 5 10	Vbin 10 15	Vbin 15 20	Vbin 20 25	Vbin 25 30	Vbin 30 35	Vbin 35 40	Vbin 40 45	Vbin 45 50	Vbin 50 55	Vbin 55 55>
0000	9	0	25.2	0	0	0	0	0	7	1	1	0	0	0	0	0
0100	5	0	22.5	0	0	0	0	2	2	1	0	0	0	0	0	0
0200	1	0	23.5	0	0	0	0	0	1	0	0	0	0	0	0	0
0300	2	0	23.5	0	0	0	0	0	2	0	0	0	0	0	0	0
0400	5	0	22.5	0	0	0	1	0	3	1	0	0	0	0	0	0
0500	19	28.2	24.3	0	0	0	0	3	10	6	0	0	0	0	0	0
0600	32	27.9	22.7	0	0	1	4	3	16	7	1	0	0	0	0	0
0700	93	29	24.7	0	0	0	2	8	53	26	4	0	0	0	0	0
0800	144	28.4	24	0	0	1	1	22	80	38	2	0	0	0	0	0
0900	97	27.8	23.8	0	0	1	1	13	59	22	1	0	0	0	0	0
1000	93	27.2	23.6	0	0	0	2	15	58	15	3	0	0	0	0	0
1100	85	28.4	24	0	0	0	1	16	44	22	2	0	0	0	0	0
1200	103	26	22.6	0	0	0	5	24	58	16	0	0	0	0	0	0
1300	104	26.3	23	0	0	1	3	21	62	15	1	1	0	0	0	0
1400	91	29	24.7	0	0	0	1	10	49	28	3	0	0	0	0	0
1500	111	28.7	24.4	0	0	0	1	16	61	29	3	1	0	0	0	0
1600	137	26.9	23.4	0	0	1	3	20	88	23	2	0	0	0	0	0
1700	181	28.4	24.3	0	0	0	1	22	107	48	3	0	0	0	0	0
1800	91	29.6	25.4	0	0	0	0	7	49	29	6	0	0	0	0	0
1900	78	28.7	23.9	0	0	1	2	13	39	20	3	0	0	0	0	0
2000	39	29	25	0	0	0	0	3	23	11	2	0	0	0	0	0
2100	35	27.6	23.4	0	0	0	3	4	20	7	1	0	0	0	0	0
2200	21	28.4	24.2	0	0	0	0	4	10	7	0	0	0	0	0	0
2300	10	26	22.5	0	0	0	0	4	4	2	0	0	0	0	0	0
Total	1586	28.3	24	0	0	6	31	230	905	374	38	2	0	0	0	0

Speed Report

Site Name - ATC Site 9 - Stable Street

Direction - Eastbound

Grid Ref - 51.30894, 0.9366

14 August 2018

Time	Total	Vpp 85	Mean	Vbin 0 1	Vbin 1 5	Vbin 5 10	Vbin 10 15	Vbin 15 20	Vbin 20 25	Vbin 25 30	Vbin 30 35	Vbin 35 40	Vbin 40 45	Vbin 45 50	Vbin 50 55	Vbin 55 55>
0000	6	0	21.8	0	0	0	1	0	5	0	0	0	0	0	0	0
0100	5	0	25.5	0	0	0	0	0	3	2	0	0	0	0	0	0
0200	3	0	23.5	0	0	0	0	0	3	0	0	0	0	0	0	0
0300	6	0	22.7	0	0	0	0	2	3	1	0	0	0	0	0	0
0400	6	0	23.5	0	0	0	0	0	6	0	0	0	0	0	0	0
0500	16	27.8	24.1	0	0	0	0	3	9	3	1	0	0	0	0	0
0600	27	26.6	23.5	0	0	0	1	4	17	4	1	0	0	0	0	0
0700	97	28.7	23.9	0	0	0	4	16	47	28	2	0	0	0	0	0
0800	163	28.1	23.8	0	0	0	1	31	89	40	2	0	0	0	0	0
0900	94	25.4	21.9	0	0	2	4	25	55	8	0	0	0	0	0	0
1000	95	27.2	23.3	0	0	1	3	15	57	18	1	0	0	0	0	0
1100	115	26.1	22.5	0	0	1	4	30	62	18	0	0	0	0	0	0
1200	99	25.9	22.8	0	0	0	6	19	59	13	2	0	0	0	0	0
1300	94	28.1	24.2	0	0	0	1	10	60	20	3	0	0	0	0	0
1400	107	28.1	24.2	0	0	0	0	15	65	25	2	0	0	0	0	0
1500	112	28.3	23.8	0	0	1	3	16	63	26	3	0	0	0	0	0
1600	141	27.2	23.4	0	0	0	6	21	86	27	1	0	0	0	0	0
1700	175	28.8	24.4	0	0	1	3	18	96	55	2	0	0	0	0	0
1800	112	28.7	24.4	0	0	0	1	14	61	35	1	0	0	0	0	0
1900	93	28.8	24.6	0	0	1	1	8	54	26	2	1	0	0	0	0
2000	41	28	24.5	0	0	0	0	4	28	6	3	0	0	0	0	0
2100	35	29.3	24.9	0	0	0	0	5	17	11	2	0	0	0	0	0
2200	20	28.5	24.5	0	0	0	0	3	10	7	0	0	0	0	0	0
2300	15	28.3	22.8	0	0	0	2	3	5	5	0	0	0	0	0	0
Total	1677	28	23.7	0	0	7	41	262	960	378	28	1	0	0	0	0

Speed Report

Site Name - ATC Site 9 - Stable Street

Direction - Eastbound

Grid Ref - 51.30894, 0.9366

15 August 2018

Time	Total	Vpp 85	Mean	Vbin 0 1	Vbin 1 5	Vbin 5 10	Vbin 10 15	Vbin 15 20	Vbin 20 25	Vbin 25 30	Vbin 30 35	Vbin 35 40	Vbin 40 45	Vbin 45 50	Vbin 50 55	Vbin 55 55>
0000	5	0	24.5	0	0	0	0	1	2	2	0	0	0	0	0	0
0100	11	28.3	24	0	0	0	0	3	4	4	0	0	0	0	0	0
0200	4	0	24.8	0	0	0	0	0	3	1	0	0	0	0	0	0
0300	4	0	27.3	0	0	0	0	0	2	1	1	0	0	0	0	0
0400	7	0	25.6	0	0	0	0	0	5	1	1	0	0	0	0	0
0500	16	29.1	25.4	0	0	0	0	1	9	5	1	0	0	0	0	0
0600	34	28.7	24.4	0	0	0	2	2	19	10	1	0	0	0	0	0
0700	105	28.7	24.2	0	0	0	2	18	52	31	1	1	0	0	0	0
0800	162	29.2	24.2	0	0	2	8	18	77	50	7	0	0	0	0	0
0900	108	28.5	24.1	0	0	1	2	14	59	31	1	0	0	0	0	0
1000	86	26.6	23.2	0	0	0	3	17	51	13	2	0	0	0	0	0
1100	91	26.9	23	0	0	0	5	17	52	16	1	0	0	0	0	0
1200	106	27.5	23.7	0	0	0	2	16	66	19	3	0	0	0	0	0
1300	121	26.1	23.4	0	0	1	0	21	80	18	0	1	0	0	0	0
1400	105	28.1	23.5	0	0	1	2	21	54	26	1	0	0	0	0	0
1500	136	27.1	23.6	0	0	0	1	23	86	23	3	0	0	0	0	0
1600	160	28.4	24.1	0	0	1	1	24	92	36	6	0	0	0	0	0
1700	190	28.6	24.2	0	0	1	5	19	112	46	7	0	0	0	0	0
1800	122	29.1	24.8	0	0	1	1	11	65	41	3	0	0	0	0	0
1900	99	29.4	25.1	0	0	0	1	10	50	33	4	1	0	0	0	0
2000	55	28.2	24.2	0	0	0	1	6	33	14	1	0	0	0	0	0
2100	45	28.2	23.4	0	0	0	2	10	20	13	0	0	0	0	0	0
2200	34	28.7	24.5	0	0	0	0	5	18	10	1	0	0	0	0	0
2300	14	27.8	24.6	0	0	0	0	1	9	4	0	0	0	0	0	0
Total	1820	28.5	24	0	0	8	38	258	1020	448	45	3	0	0	0	0

Speed Report

Site Name - ATC Site 9 - Stable Street

Direction - Eastbound

Grid Ref - 51.30894, 0.9366

16 August 2018

Time	Total	Vpp 85	Mean	Vbin 0 1	Vbin 1 5	Vbin 5 10	Vbin 10 15	Vbin 15 20	Vbin 20 25	Vbin 25 30	Vbin 30 35	Vbin 35 40	Vbin 40 45	Vbin 45 50	Vbin 50 55	Vbin 55 55>
0000	7	0	24.9	0	0	0	0	1	3	3	0	0	0	0	0	0
0100	6	0	24.3	0	0	0	0	0	5	1	0	0	0	0	0	0
0200	7	0	23.5	0	0	1	0	0	3	3	0	0	0	0	0	0
0300	3	0	26.8	0	0	0	0	0	1	2	0	0	0	0	0	0
0400	6	0	21.8	0	0	0	1	1	3	1	0	0	0	0	0	0
0500	20	29.8	26.5	0	0	0	0	0	9	10	1	0	0	0	0	0
0600	29	29.7	25.4	0	0	0	1	0	18	7	3	0	0	0	0	0
0700	105	29.2	24.6	0	0	1	1	14	49	37	3	0	0	0	0	0
0800	173	28.9	24.5	0	0	2	1	20	94	51	5	0	0	0	0	0
0900	120	28.5	23.5	0	0	3	5	18	62	27	5	0	0	0	0	0
1000	92	26.3	22.4	0	0	0	7	24	46	13	2	0	0	0	0	0
1100	98	27.5	23.6	0	0	0	2	17	58	20	1	0	0	0	0	0
1200	107	28.1	23.5	0	0	1	6	14	57	29	0	0	0	0	0	0
1300	106	28.2	23.9	0	0	0	2	17	59	26	2	0	0	0	0	0
1400	102	27.3	23.5	0	0	0	2	17	62	20	1	0	0	0	0	0
1500	91	27.3	22.2	0	0	0	11	21	40	19	0	0	0	0	0	0
1600	118	26.5	23.2	0	0	0	2	26	70	18	2	0	0	0	0	0
1700	157	28.4	24.7	0	0	0	0	10	101	45	1	0	0	0	0	0
1800	98	29.3	25.1	0	0	0	0	11	46	39	2	0	0	0	0	0
1900	87	28.7	24.5	0	0	0	1	10	50	23	2	1	0	0	0	0
2000	57	29.5	25.1	0	0	1	0	6	25	23	2	0	0	0	0	0
2100	48	28.2	24.2	0	0	0	0	7	28	12	1	0	0	0	0	0
2200	30	29.6	25.2	0	0	0	0	3	17	7	3	0	0	0	0	0
2300	22	27.5	24.4	0	0	0	0	2	15	4	1	0	0	0	0	0
Total	1689	28.5	24	0	0	9	42	239	921	440	37	1	0	0	0	0

Site Name - ATC Site 9 - Stable Street
Direction - Westbound
Grid Ref - 51.30894, 0.9366

Time	10-Aug-18	11-Aug-18	12-Aug-18	13-Aug-18	14-Aug-18	15-Aug-18	16-Aug-18	Average
0000			26.9					26.9
0100								0.0
0200								0.0
0300								0.0
0400								0.0
0500	29.5		25.2	29.7	29.5	28.6	29.9	28.7
0600	29.9	31	28.6	29.7	27.9	30.3	29.1	29.5
0700	29.9	29.2		29	30.4	29.7	29.8	29.7
0800	29.6	30.3	30.2	29.5	29.4	29.6	29.9	29.8
0900	29.6	29.3	28.3	28.9	28	28.5	29.4	28.9
1000	28.6	28.1	28.4	29.1	27.7	27.9	27	28.1
1100	28.8	28.6	28.1	28.7	28.4	28.5	28.7	28.5
1200	28.6	25.9	28.2	27.9	28.7	28.5	29.6	28.2
1300	28.1	28.6	28.7	28.4	29.3	28.7	28.6	28.6
1400	29.5	27.1	27.6	25.7	28.2	29.5	26.5	27.7
1500	28.1	29.1	28.9	27.6	29.6	28.4	27.3	28.4
1600	29.4	28.6	28.2	28.4	29	29.6	28.3	28.8
1700	29.7	28.1	29.2	30.1	29.3	29.2	29.4	29.3
1800	28.8	28.9	28.1	29.2	29.4	29.7	29.2	29.0
1900	29.8	28	28.2	28.1	28.4	27.9	25.8	28.0
2000	29.2	28.9	27.6	29.6	25.3	26.6	26.7	27.7
2100	28.5	25.5		27.6		26.2	27.6	27.1
2200	22.8	26.5		24.3	27.2	25.6	24.5	25.2
2300		26.5						26.5
Total	29.5	28.8	28.7	29.1	29.3	29.2	29.2	29.1

85% Report

Site Name - ATC Site 9 - Stable Street

Direction - Eastbound

Grid Ref - 51.30894, 0.9366

Time	10-Aug-18	11-Aug-18	12-Aug-18	13-Aug-18	14-Aug-18	15-Aug-18	16-Aug-18	Average
0000		28.6	29.2					28.9
0100		29.8	29.4			28.3		29.2
0200								0.0
0300								0.0
0400								0.0
0500	27.2	25.3		28.2	27.8	29.1	29.8	27.9
0600	29.6	29.8		27.9	26.6	28.7	29.7	28.7
0700	29.5	25.5	28.1	29	28.7	28.7	29.2	28.4
0800	28.8	27.7	27.9	28.4	28.1	29.2	28.9	28.4
0900	26.1	28.3	26.8	27.8	25.4	28.5	28.5	27.3
1000	28.3	27.1	27.5	27.2	27.2	26.6	26.3	27.2
1100	27.1	27	27.9	28.4	26.1	26.9	27.5	27.3
1200	27.8	27.2	25.8	26	25.9	27.5	28.1	26.9
1300	24.4	27.9	27.7	26.3	28.1	26.1	28.2	27.0
1400	25.6	28.3	27.5	29	28.1	28.1	27.3	27.7
1500	25.7	26.7	27.5	28.7	28.3	27.1	27.3	27.3
1600	24.4	27	28	26.9	27.2	28.4	26.5	26.9
1700	27.5	26.7	29.4	28.4	28.8	28.6	28.4	28.3
1800	28.6	27.3	29.3	29.6	28.7	29.1	29.3	28.8
1900	30.2	27.4	28.8	28.7	28.8	29.4	28.7	28.9
2000	28.5	26.4	28.5	29	28	28.2	29.5	28.3
2100	28.3	27.5	27.9	27.6	29.3	28.2	28.2	28.1
2200	25.7	27.5	28.8	28.4	28.5	28.7	29.6	28.2
2300	28	28.6	26.9	26	28.3	27.8	27.5	27.6
Total	27.8	27.7	28.3	28.3	28	28.5	28.5	28.2

Average Speed Report

Site Name - ATC Site 9 - Stable Street
Direction - Westbound
Grid Ref - 51.30894, 0.9366

Time	10-Aug-18	11-Aug-18	12-Aug-18	13-Aug-18	14-Aug-18	15-Aug-18	16-Aug-18	Average
0000	20.2	23.5	22.7		8.5		20.2	19.0
0100	23.5	24.8	21.8	23.5		17.3	22.3	22.2
0200	21.5	26	22.3	28.5	22.5	23.5	17.3	23.1
0300	20.2	13.5		23.5	18.5	26.8	22.7	20.9
0400	31	17.5	19.8	25.2	26	20.6	24.5	23.5
0500	26	28.5	22.7	26.8	25.3	24.4	25.4	25.6
0600	26.7	27.5	23.1	24.6	23.5	24.6	25.3	25.0
0700	25.6	24.6	23.5	24.6	26	25.3	25.4	25.0
0800	25.1	26.8	27.7	24.9	25.2	25.2	25.7	25.8
0900	25.3	25.1	24.7	24.9	23	23.9	24.5	24.5
1000	24.2	22.1	24.1	24.1	23.6	23.8	22.8	23.5
1100	23.8	23.4	23.5	23.7	22.6	24.4	23.9	23.6
1200	23	22.8	23.7	23.8	23.4	23.7	24.8	23.6
1300	23.7	23.3	23.4	23.2	23.8	22.1	23.3	23.3
1400	23.9	22.3	23.8	22.3	23.6	24.7	23.3	23.4
1500	23.5	24.2	23.2	23	24.1	23.1	23.5	23.5
1600	24.5	24.4	23.8	23.4	24.2	25.6	23.9	24.3
1700	25.3	23.3	25.7	26.1	24.6	24.4	24.7	24.9
1800	24	24.1	23.6	24.5	25	24.8	25.1	24.4
1900	25.7	23.3	24.3	23.3	24.6	23.4	23.3	24.0
2000	24.8	25.2	22.2	25.4	21	21.9	23.5	23.4
2100	24.4	21	24.3	23.5	22.9	22.6	23.2	23.1
2200	21	21.3	27.1	20	22.7	21.4	23.5	22.4
2300	23.5	22.9	20.2	21	21.8	24.1	21.8	22.2
Total	24.5	23.4	23.8	24.2	24.2	24.2	24.3	24.1

Average Speed Report

Site Name - ATC Site 9 - Stable Street
Direction - Eastbound
Grid Ref - 51.30894, 0.9366

Time	10-Aug-18	11-Aug-18	12-Aug-18	13-Aug-18	14-Aug-18	15-Aug-18	16-Aug-18	Average
0000	24.8	24.7	24.9	25.2	21.8	24.5	24.9	24.4
0100	26.5	26.6	25.6	22.5	25.5	24	24.3	25.0
0200	26.8	28.5	26	23.5	23.5	24.8	23.5	25.2
0300	23.5	25.2	22.3	23.5	22.7	27.3	26.8	24.5
0400	24.3	25.5	25.2	22.5	23.5	25.6	21.8	24.1
0500	23.9	23.5	23.5	24.3	24.1	25.4	26.5	24.5
0600	25.2	24.5	28.5	22.7	23.5	24.4	25.4	24.9
0700	25.3	22	23.8	24.7	23.9	24.2	24.6	24.1
0800	24.5	23.4	23.9	24	23.8	24.2	24.5	24.0
0900	22.8	23.8	22.9	23.8	21.9	24.1	23.5	23.3
1000	24	23.5	23.6	23.6	23.3	23.2	22.4	23.4
1100	22.4	23.4	23.4	24	22.5	23	23.6	23.2
1200	22.4	23.4	22.6	22.6	22.8	23.7	23.5	23.0
1300	18.5	23.8	23.6	23	24.2	23.4	23.9	22.9
1400	22.6	24	23.9	24.7	24.2	23.5	23.5	23.8
1500	19	23.4	23.9	24.4	23.8	23.6	22.2	22.9
1600	19.5	23.5	24	23.4	23.4	24.1	23.2	23.0
1700	23.9	23.7	25.4	24.3	24.4	24.2	24.7	24.4
1800	24.3	23.7	24.6	25.4	24.4	24.8	25.1	24.6
1900	25.5	23.6	24.6	23.9	24.6	25.1	24.5	24.5
2000	24.2	22.4	23.8	25	24.5	24.2	25.1	24.2
2100	23.5	23.4	24.2	23.4	24.9	23.4	24.2	23.9
2200	23.7	23.6	24.9	24.2	24.5	24.5	25.2	24.4
2300	24.2	24.1	23.9	22.5	22.8	24.6	24.4	23.8
Total	22.9	23.6	23.9	24	23.7	24	24	23.7